

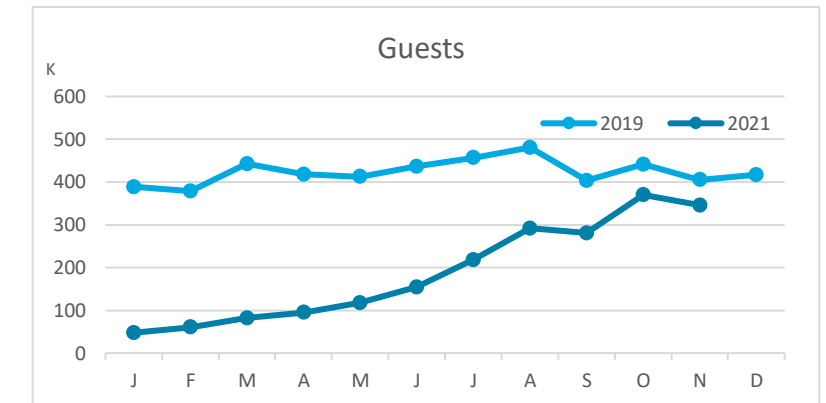
Main tourist accommodation indicators

TENERIFE (January - November 2021)



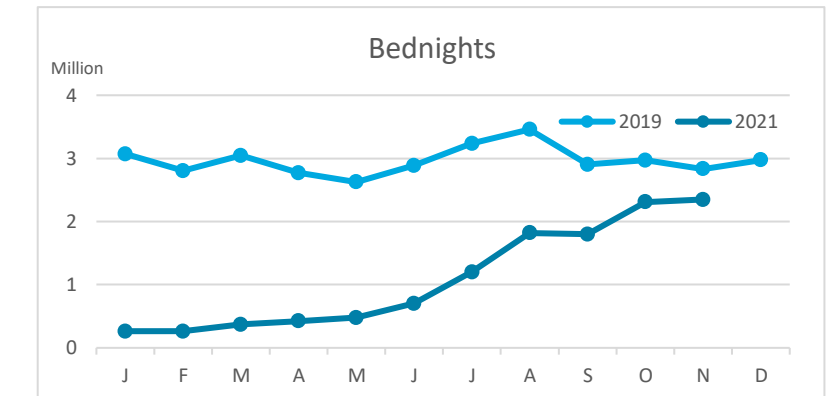
GUESTS BY ACCOMMODATION TYPE (*)

	Breakdown by accommodation type											
	TOTAL				Hotels				Apartments			
	Abroad	Mainland	Canary Islands	Total	Abroad	Mainland	Canary Islands	Total	Abroad	Mainland	Canary Islands	Total
Jan-Nov19	3,563,229	616,603	487,067	4,666,899	2,513,444	523,651	349,294	3,386,389	1,049,785	92,952	137,773	1,280,510
Jan-Nov21	1,285,246	366,256	416,041	2,067,543	995,122	327,782	320,035	1,642,939	290,124	38,474	96,006	424,604
Change	-2,277,983	-250,347	-71,026	-2,599,356	-1,518,322	-195,869	-29,259	-1,743,450	-759,661	-54,478	-41,767	-855,906
Change, %	-63.9%	-40.6%	-14.6%	-55.7%	-60.4%	-37.4%	-8.4%	-51.5%	-72.4%	-58.6%	-30.3%	-66.8%



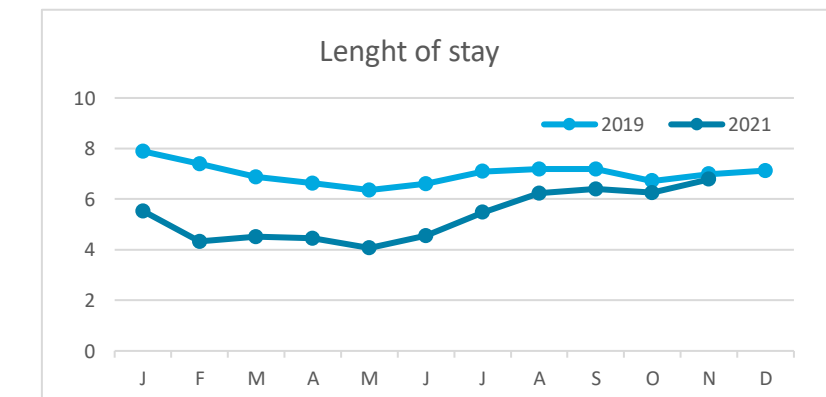
BEDNIGHTS

	Breakdown by accommodation type											
	TOTAL				Hotels				Apartments			
	Abroad	Mainland	Canary Islands	Total	Abroad	Mainland	Canary Islands	Total	Abroad	Mainland	Canary Islands	Total
Jan-Nov19	27,824,277	3,218,814	1,567,332	32,610,423	18,949,037	2,705,829	1,034,803	22,689,669	8,875,240	512,985	532,529	9,920,754
Jan-Nov21	9,188,092	1,666,733	1,132,529	11,987,354	6,998,126	1,468,250	820,385	9,286,761	2,189,966	198,483	312,144	2,700,593
Change	-18,636,185	-1,552,081	-434,803	-20,623,069	-11,950,911	-1,237,579	-214,418	-13,402,908	-6,685,274	-314,502	-220,385	-7,220,161
Change, %	-67.0%	-48.2%	-27.7%	-63.2%	-63.1%	-45.7%	-20.7%	-59.1%	-75.3%	-61.3%	-41.4%	-72.8%

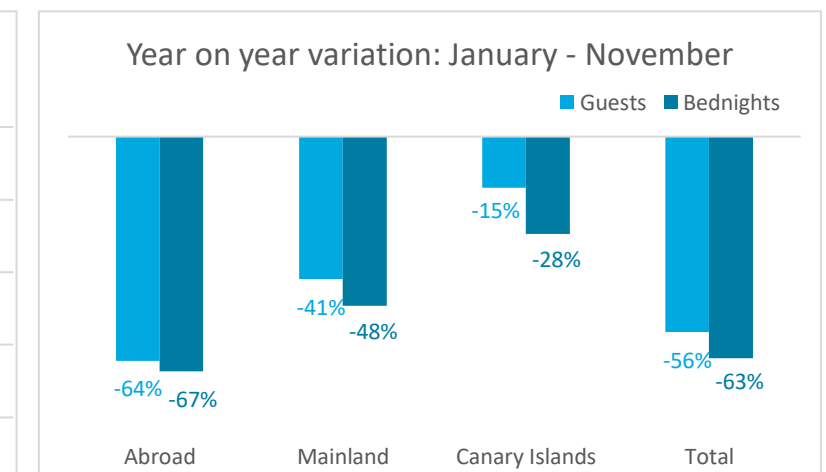
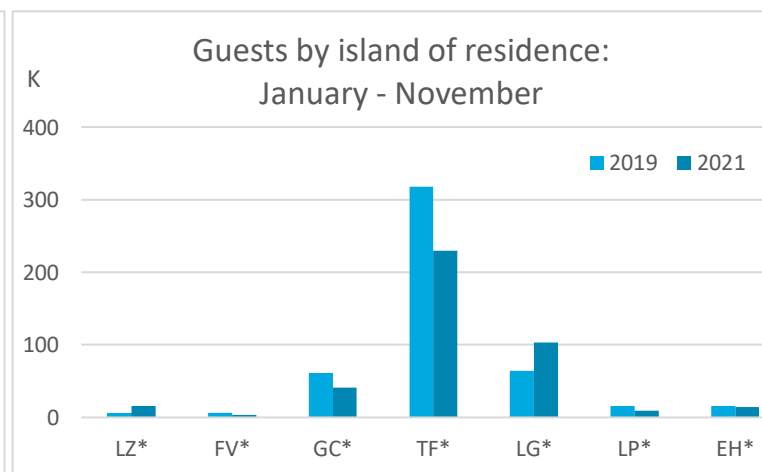
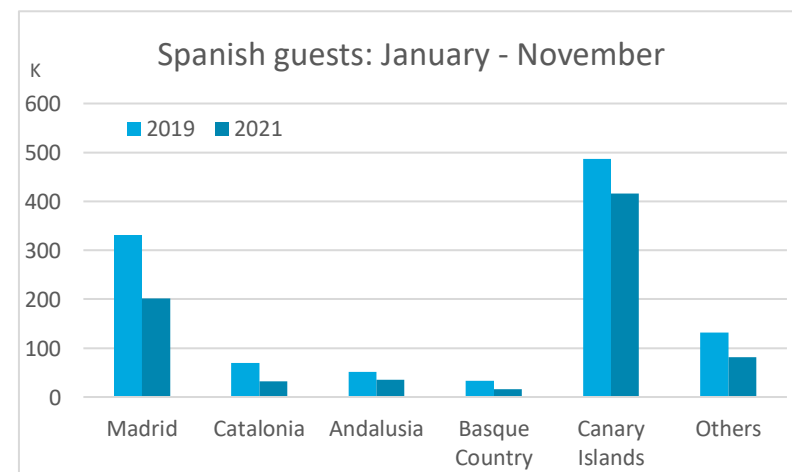
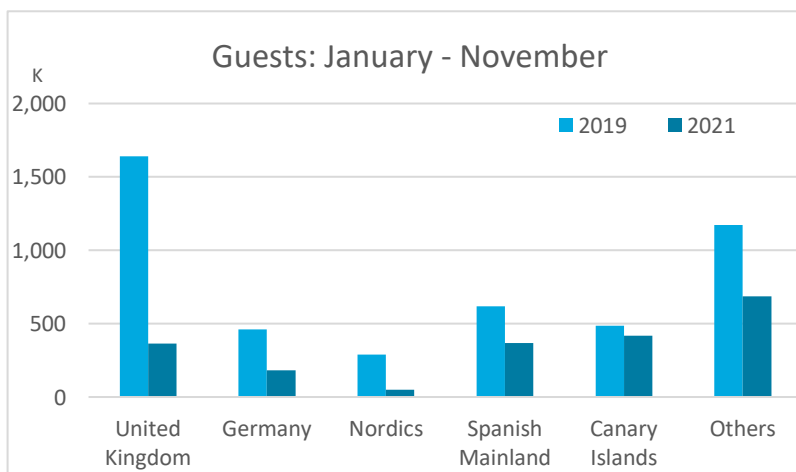


LENGHT OF STAY

	Breakdown by accommodation type											
	TOTAL				Hotels				Apartments			
	Abroad	Mainland	Canary Islands	Total	Abroad	Mainland	Canary Islands	Total	Abroad	Mainland	Canary Islands	Total
Jan-Nov19	7.8	5.2	3.2	7.0	7.5	5.2	3.0	6.7	8.5	5.5	3.9	7.7
Jan-Nov21	7.1	4.6	2.7	5.8	7.0	4.5	2.6	5.7	7.5	5.2	3.3	6.4
Change	-0.7	-0.7	-0.5	-1.2	-0.5	-0.7	-0.4	-1.0	-0.9	-0.4	-0.6	-1.4



GUESTS AND BEDNIGHTS BY PLACE OF RESIDENCE

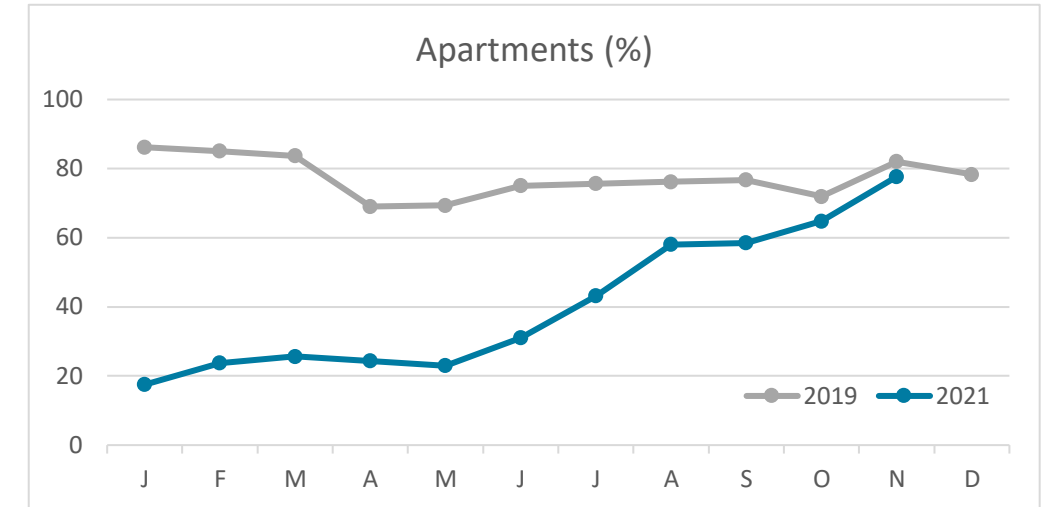
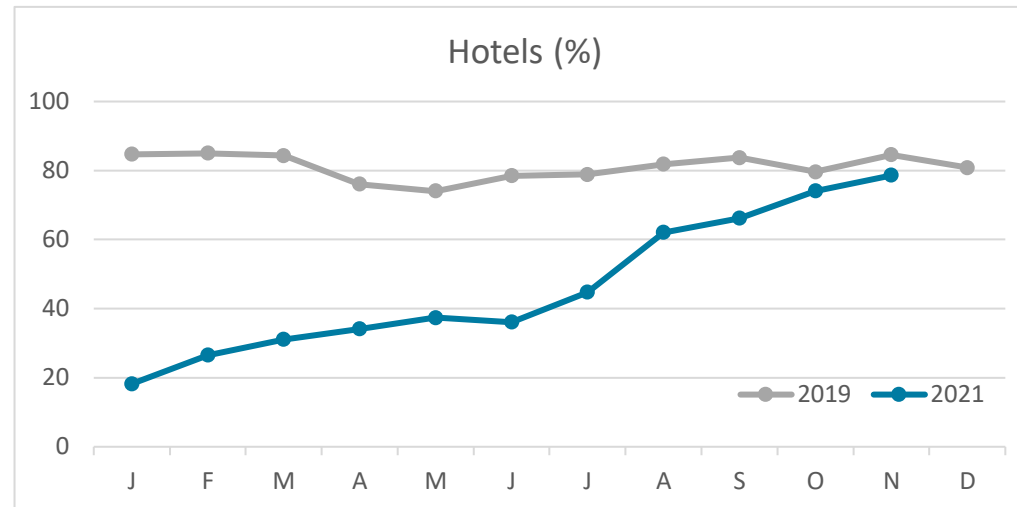
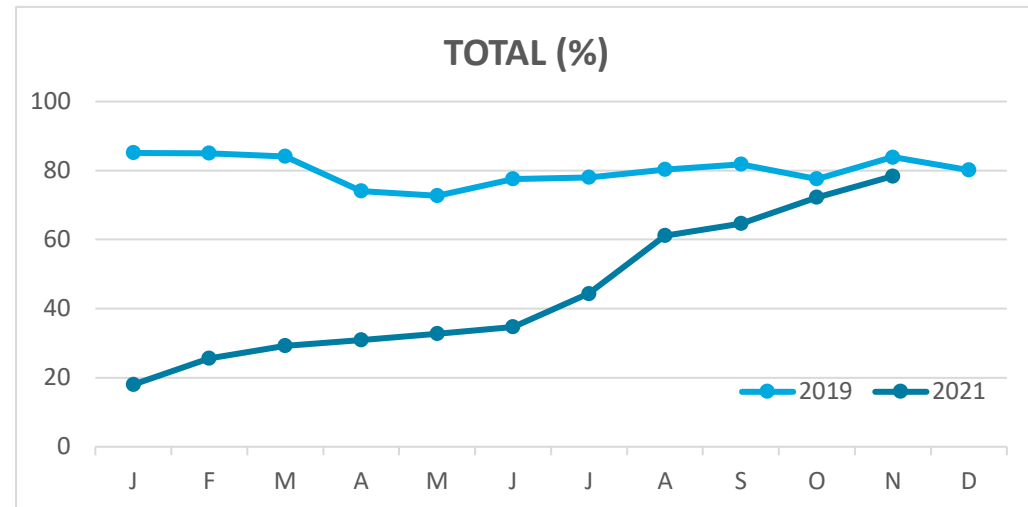


Note: LZ* (Lanzarote), FV* (Fuerteventura), GC* (Gran Canaria), TF* (Tenerife), LG* (La Gomera), LP* (La Palma) and EH* (El Hierro).
 TOTAL does not coincide with the sum of hotel and non-hotel accommodations, since between April and July 2020 the breakdown by islands was not published.

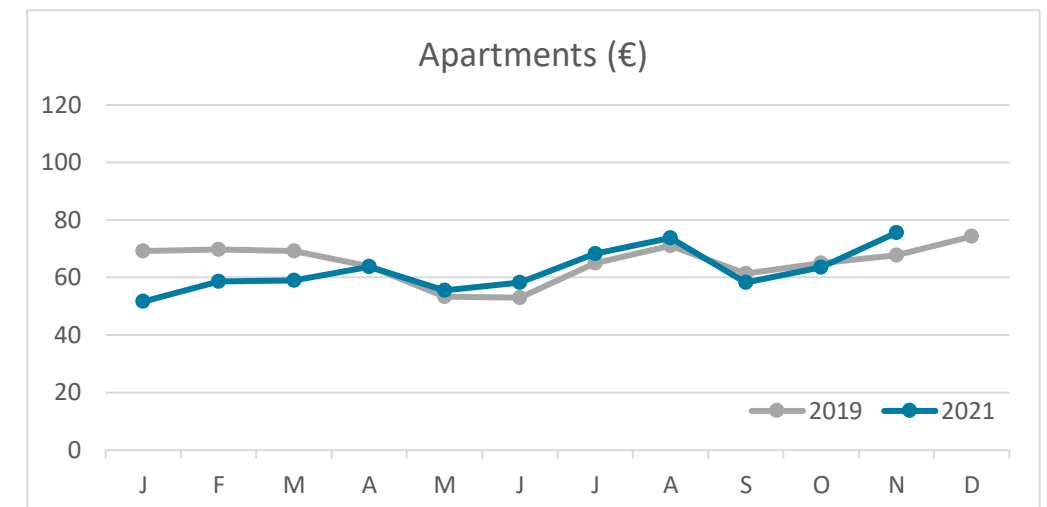
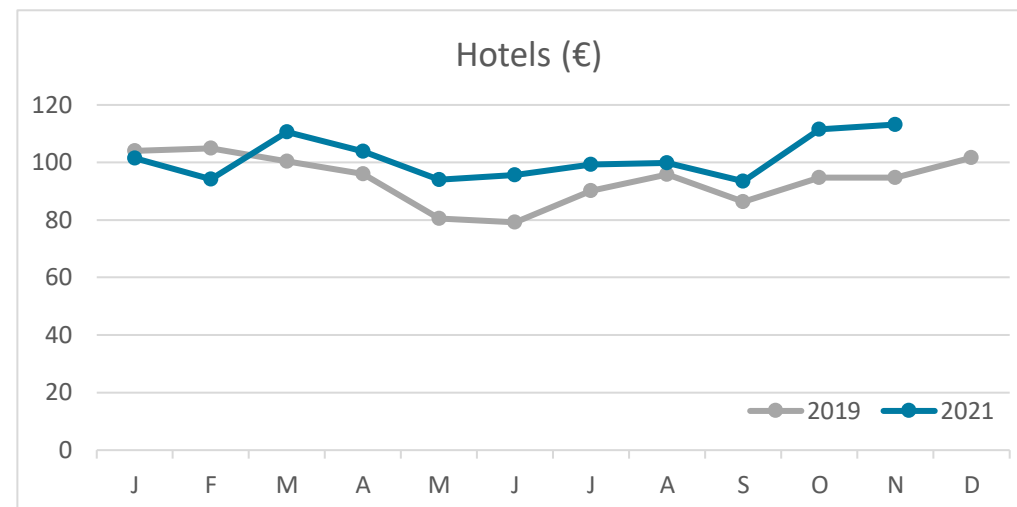
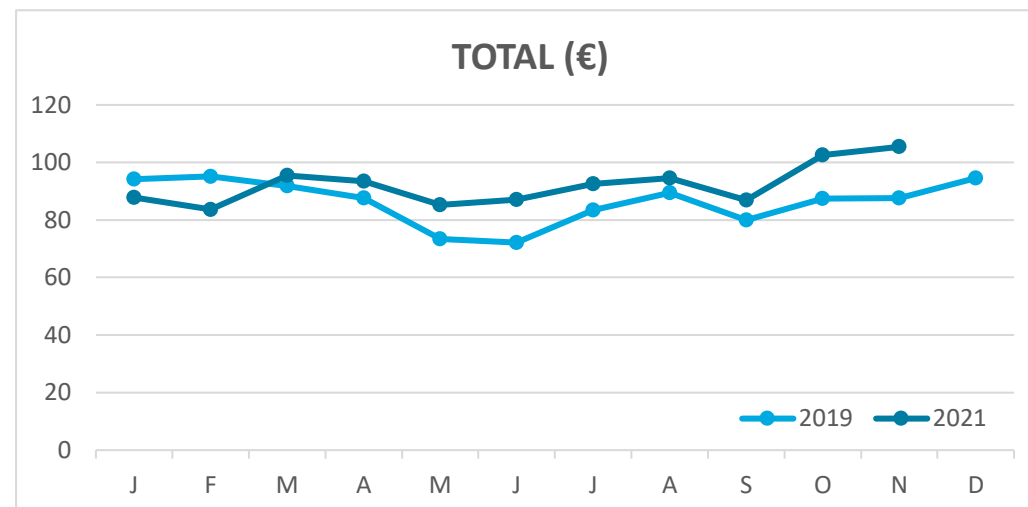
Main tourist accommodation indicators TENERIFE (January - November 2021)



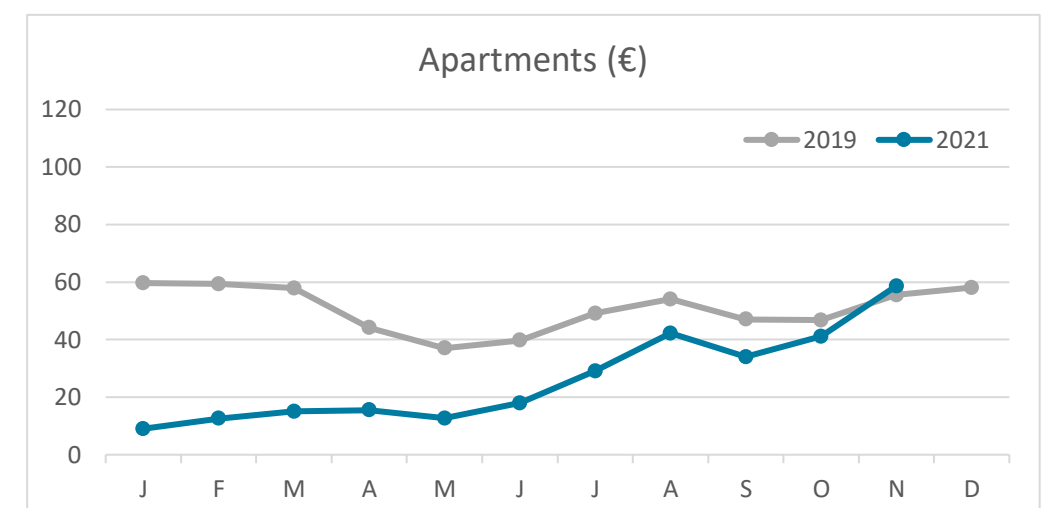
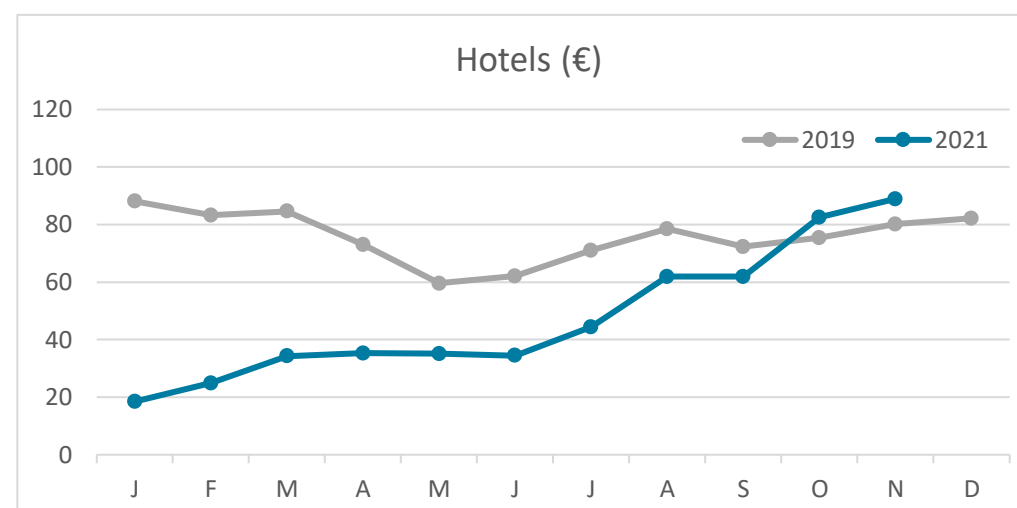
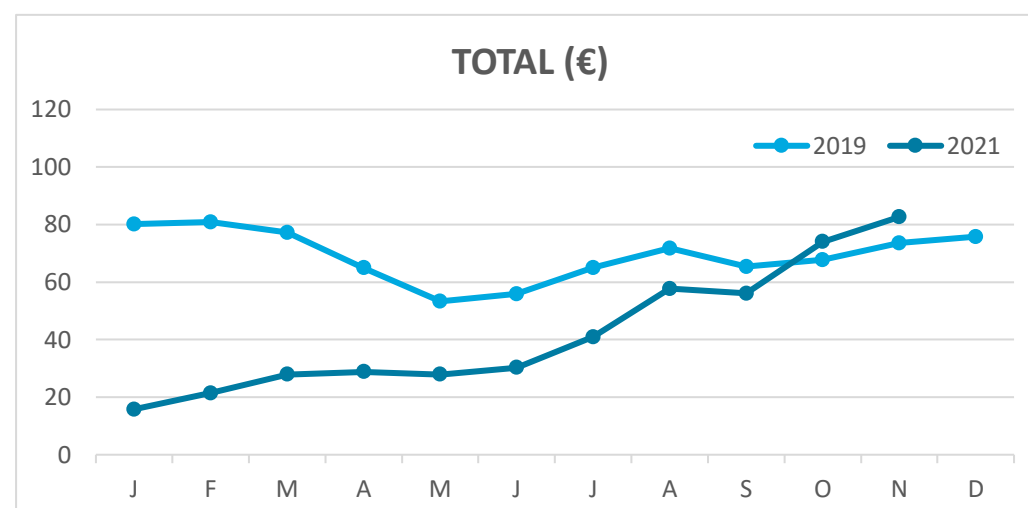
OCCUPANCY RATE PER ROOM / APARTMENT



ADR (Average Daily Rate)



REVPAR (Revenue Per Available Room)



Note: "Guests indicator" refers to number of guests checking in as new arrivals.
Source: Encuestas de Alojamiento Turístico (ISTAC)