

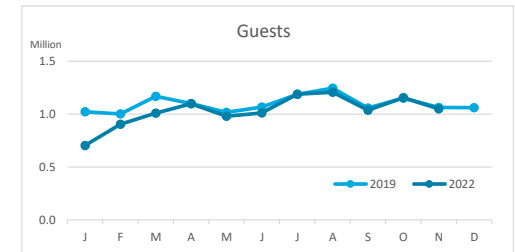
Main tourist accommodation indicators

CANARY ISLANDS (January - November 2022)



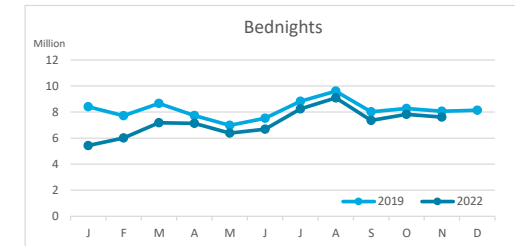
GUESTS BY ACCOMMODATION TYPE (*)

| | Breakdown by accommodation type | | | | | | | | | | | | |
|------------|---------------------------------|-----------|----------------|-------------------|-----------|-----------|----------------|------------------|------------|----------|----------------|------------------|--|
| | TOTAL | | | | Hotels | | | | Apartments | | | | |
| | Abroad | Mainland | Canary Islands | Total | Abroad | Mainland | Canary Islands | Total | Abroad | Mainland | Canary Islands | Total | |
| Jan-Nov 19 | 9,560,156 | 1,260,486 | 1,259,260 | 12,079,902 | 6,842,044 | 1,091,228 | 790,109 | 8,723,381 | 2,718,112 | 169,258 | 469,151 | 3,356,521 | |
| Jan-Nov 22 | 8,820,386 | 1,311,088 | 1,210,770 | 11,342,244 | 6,918,165 | 1,139,682 | 868,298 | 8,926,145 | 1,902,221 | 171,406 | 342,472 | 2,416,099 | |
| Change | -739,770 | 50,602 | -48,490 | -737,658 | 76,121 | 48,454 | 78,189 | 202,764 | -815,891 | 2,148 | -126,679 | -940,422 | |
| Change, % | -7.7% | 4.0% | -3.9% | -6.1% | 1.1% | 4.4% | 9.9% | 2.3% | -30.0% | 1.3% | -27.0% | -28.0% | |



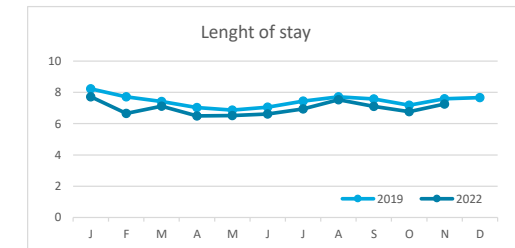
BEDNIGHTS

| | Breakdown by accommodation type | | | | | | | | | | | | |
|------------|---------------------------------|-----------|----------------|--------------------|------------|-----------|----------------|-------------------|------------|----------|----------------|-------------------|--|
| | TOTAL | | | | Hotels | | | | Apartments | | | | |
| | Abroad | Mainland | Canary Islands | Total | Abroad | Mainland | Canary Islands | Total | Abroad | Mainland | Canary Islands | Total | |
| Jan-Nov 19 | 78,916,837 | 6,513,195 | 4,400,763 | 89,830,795 | 53,974,774 | 5,527,956 | 2,372,091 | 61,874,821 | 24,942,063 | 985,239 | 2,028,672 | 27,955,974 | |
| Jan-Nov 22 | 68,411,210 | 6,421,923 | 4,139,003 | 78,972,136 | 51,847,247 | 5,458,884 | 2,657,632 | 59,963,763 | 16,563,963 | 963,039 | 1,481,371 | 19,008,373 | |
| Change | -10,505,627 | -91,272 | -261,760 | -10,858,659 | -2,127,527 | -69,072 | 285,541 | -1,911,058 | -8,378,100 | -22,200 | -547,301 | -8,947,601 | |
| Change, % | -13.3% | -1.4% | -5.9% | -12.1% | -3.9% | -1.2% | 12.0% | -3.1% | -33.6% | -2.3% | -27.0% | -32.0% | |

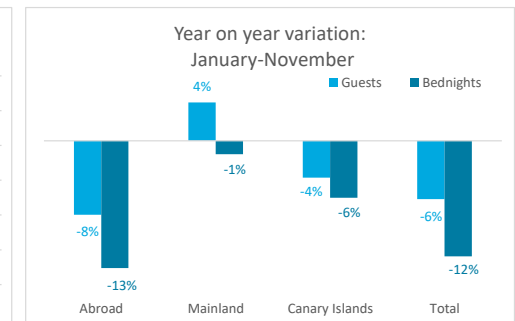
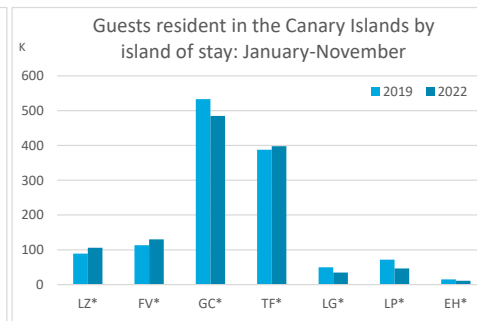
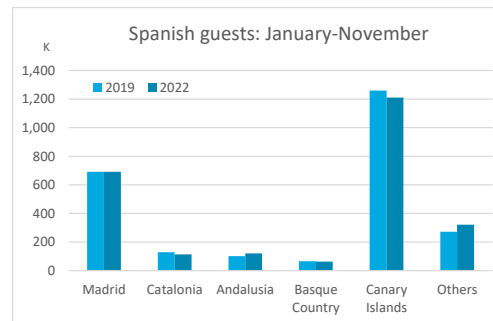
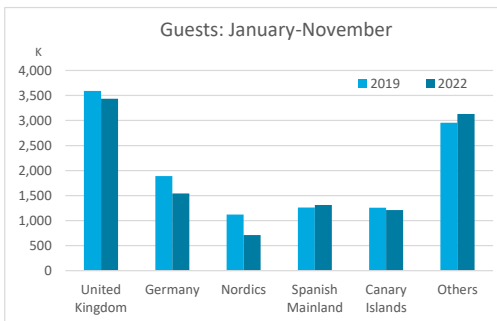


LENGHT OF STAY

| | Breakdown by accommodation type | | | | | | | | | | | | |
|------------|---------------------------------|----------|----------------|-------------|--------|----------|----------------|-------------|------------|----------|----------------|-------------|--|
| | TOTAL | | | | Hotels | | | | Apartments | | | | |
| | Abroad | Mainland | Canary Islands | Total | Abroad | Mainland | Canary Islands | Total | Abroad | Mainland | Canary Islands | Total | |
| Jan-Nov 19 | 8.3 | 5.2 | 3.5 | 7.4 | 7.9 | 5.1 | 3.0 | 7.1 | 9.2 | 5.8 | 4.3 | 8.3 | |
| Jan-Nov 22 | 7.8 | 4.9 | 3.4 | 7.0 | 7.5 | 4.8 | 3.1 | 6.7 | 8.7 | 5.6 | 4.3 | 7.9 | |
| Change | -0.5 | -0.3 | -0.1 | -0.5 | -0.4 | -0.3 | 0.1 | -0.4 | -0.5 | -0.2 | 0.0 | -0.5 | |



GUESTS AND BEDNIGHTS BY PLACE OF RESIDENCE

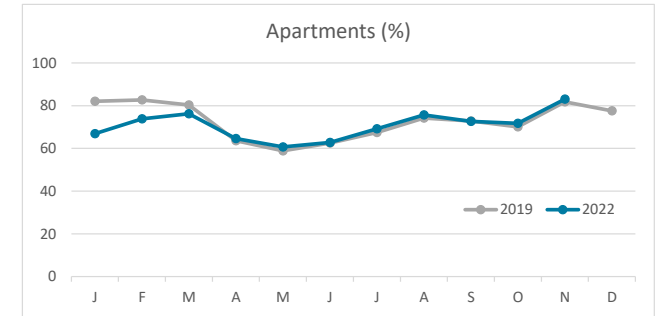
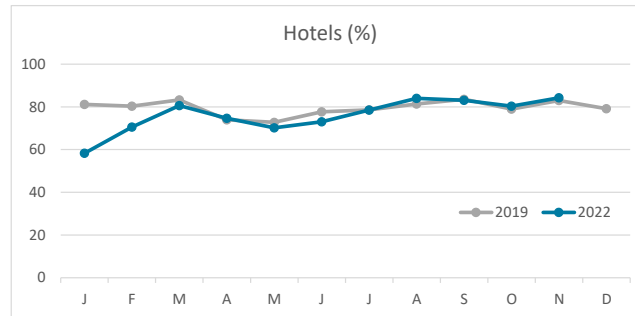
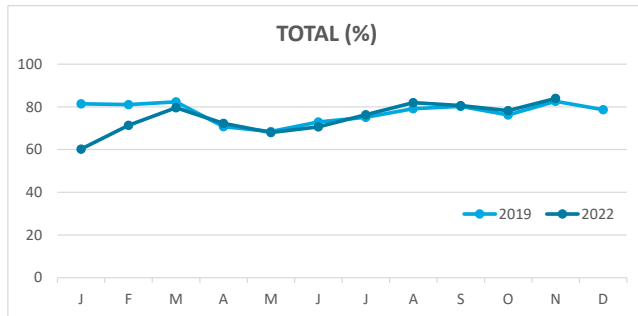


Note: LZ* (Lanzarote), FV* (Fuerteventura), GC* (Gran Canaria), TF* (Tenerife), LG* (La Gomera), LP* (La Palma) and EH* (El Hierro).

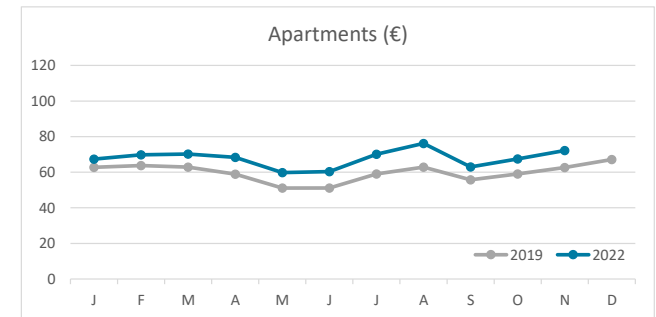
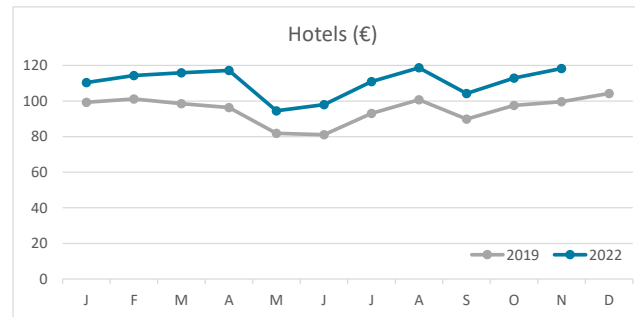
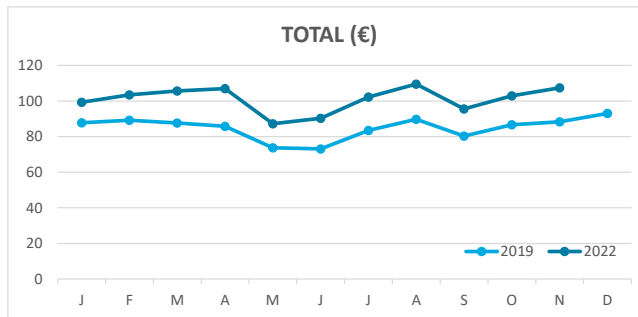
Main tourist accommodation indicators CANARY ISLANDS (January - November 2022)



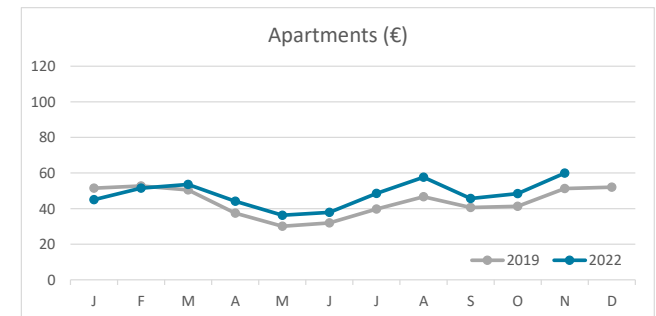
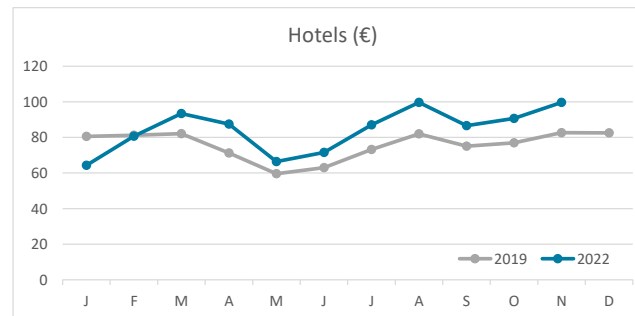
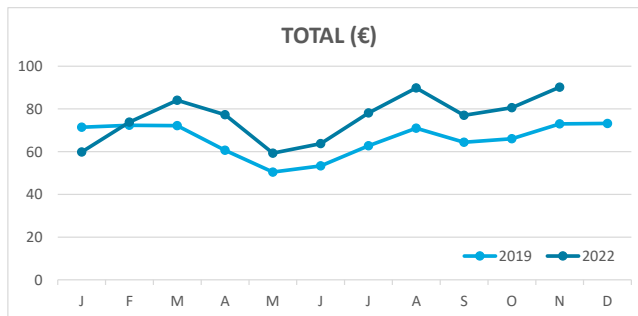
OCCUPANCY RATE PER ROOM / APARTMENT



ADR (Average Daily Rate)



REVPAR (Revenue Per Available Room)



Note: "Guests indicator" refers to number of guests checking in as new arrivals.
Source: Encuestas de Alojamiento Turístico (ISTAC)