

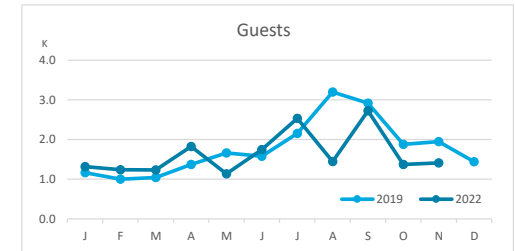
# Main tourist accommodation indicators

## EL HIERRO (January - November 2022)



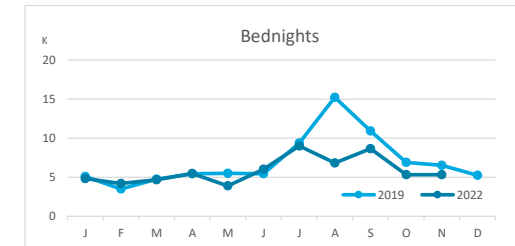
### GUESTS BY ACCOMMODATION TYPE (\*)

	Breakdown by accommodation type											
	TOTAL				Hotels				Apartments			
	Abroad	Mainland	Canary Islands	Total	Abroad	Mainland	Canary Islands	Total	Abroad	Mainland	Canary Islands	Total
Jan-Nov 19	2,804	2,166	14,951	<b>19,921</b>	2,418	2,005	5,758	<b>10,181</b>	386	161	9,193	<b>9,740</b>
Jan-Nov 22	3,281	3,495	11,201	<b>17,977</b>	2,886	3,096	4,619	<b>10,601</b>	395	399	6,582	<b>7,376</b>
Change	477	1,329	-3,750	<b>-1,944</b>	468	1,091	-1,139	<b>420</b>	9	238	-2,611	<b>-2,364</b>
Change, %	17.0%	61.4%	-25.1%	<b>-9.8%</b>	19.4%	54.4%	-19.8%	<b>4.1%</b>	2.3%	147.8%	-28.4%	<b>-24.3%</b>



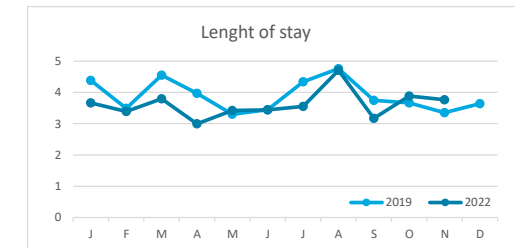
### BEDNIGHTS

	Breakdown by accommodation type											
	TOTAL				Hotels				Apartments			
	Abroad	Mainland	Canary Islands	Total	Abroad	Mainland	Canary Islands	Total	Abroad	Mainland	Canary Islands	Total
Jan-Nov 19	13,159	10,004	55,473	<b>78,636</b>	11,093	9,299	19,638	<b>40,030</b>	2,066	705	35,835	<b>38,606</b>
Jan-Nov 22	12,448	14,750	36,934	<b>64,132</b>	10,441	12,427	11,056	<b>33,924</b>	2,007	2,323	25,878	<b>30,208</b>
Change	-711	4,746	-18,539	<b>-14,504</b>	-652	3,128	-8,582	<b>-6,106</b>	-59	1,618	-9,957	<b>-8,398</b>
Change, %	-5.4%	47.4%	-33.4%	<b>-18.4%</b>	-5.9%	33.6%	-43.7%	<b>-15.3%</b>	-2.9%	229.5%	-27.8%	<b>-21.8%</b>

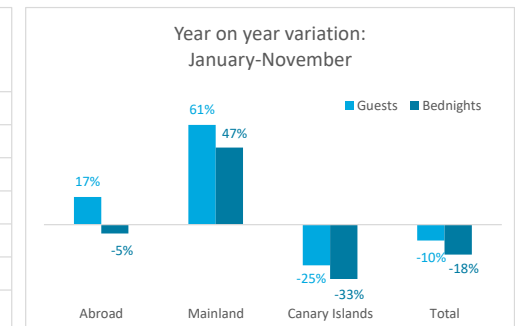
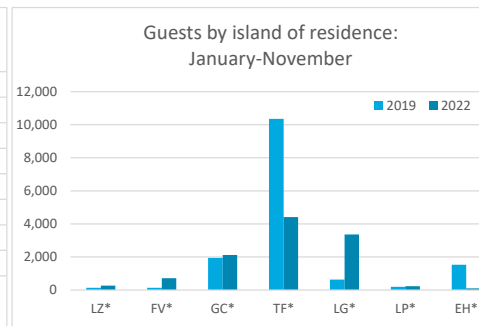
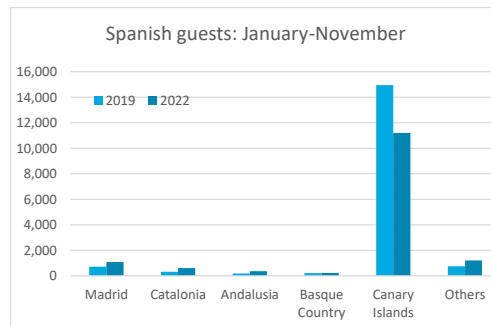
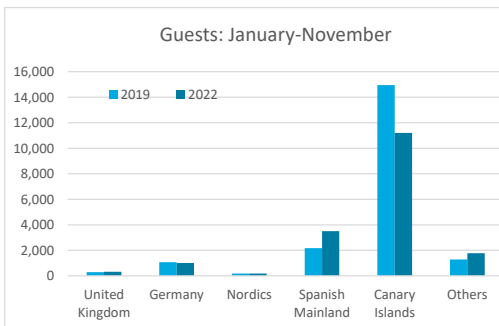


### LENGHT OF STAY

	Breakdown by accommodation type											
	TOTAL				Hotels				Apartments			
	Abroad	Mainland	Canary Islands	Total	Abroad	Mainland	Canary Islands	Total	Abroad	Mainland	Canary Islands	Total
Jan-Nov 19	4.7	4.6	3.7	<b>3.9</b>	4.6	4.6	3.4	<b>3.9</b>	5.4	4.4	3.9	<b>4.0</b>
Jan-Nov 22	3.8	4.2	3.3	<b>3.6</b>	3.6	4.0	2.4	<b>3.2</b>	5.1	5.8	3.9	<b>4.1</b>
Change	-0.9	-0.4	-0.4	<b>-0.4</b>	-1.0	-0.6	-1.0	<b>-0.7</b>	-0.3	1.4	0.0	<b>0.1</b>



### GUESTS AND BEDNIGHTS BY PLACE OF RESIDENCE

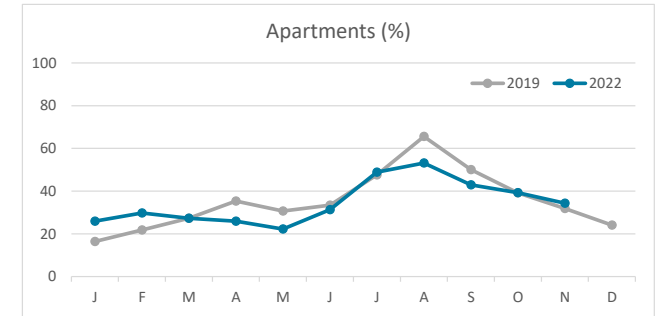
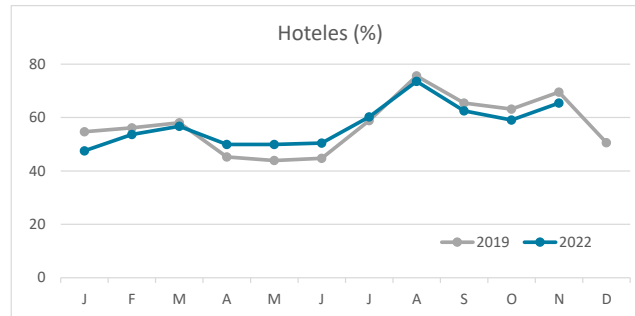
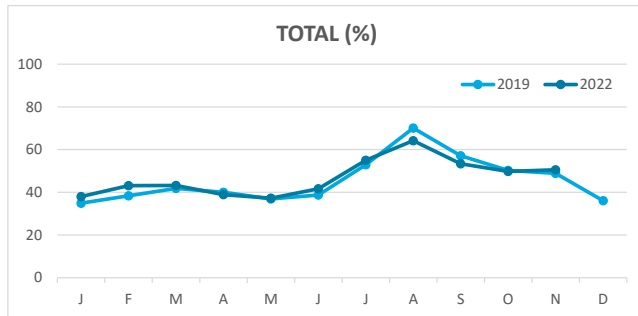


Note: LZ\* (Lanzarote), FV\* (Fuerteventura), GC\* (Gran Canaria), TF\* (Tenerife), LG\* (La Gomera), LP\* (La Palma) and EH\* (El Hierro).

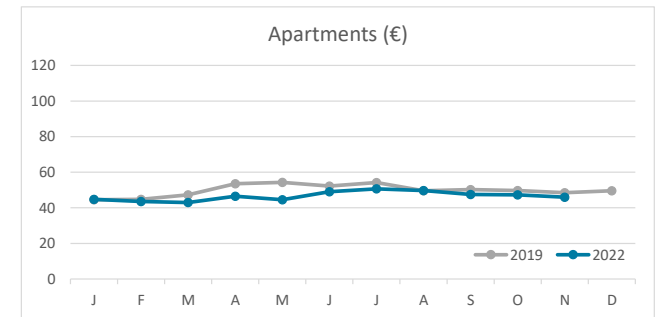
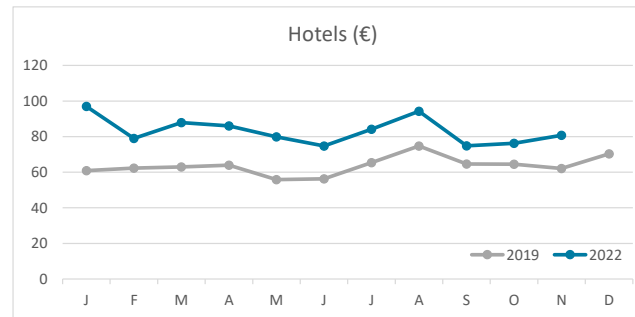
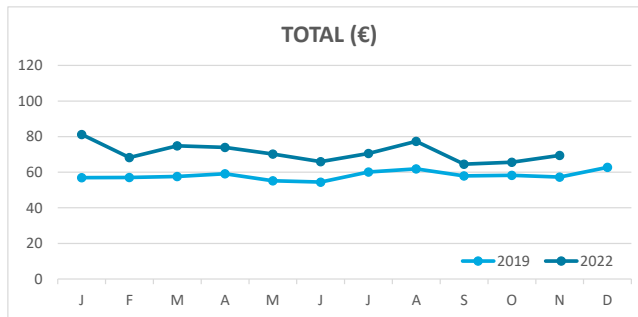
# Main tourist accommodation indicators EL HIERRO (January - November 2022)



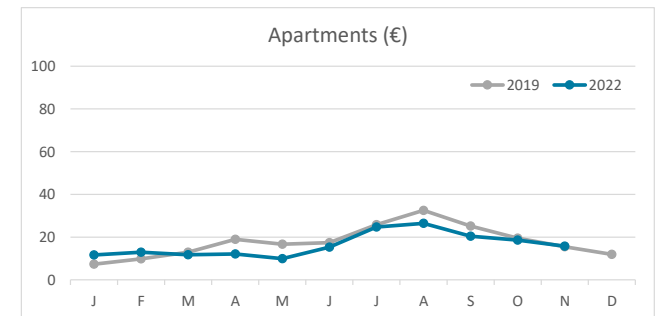
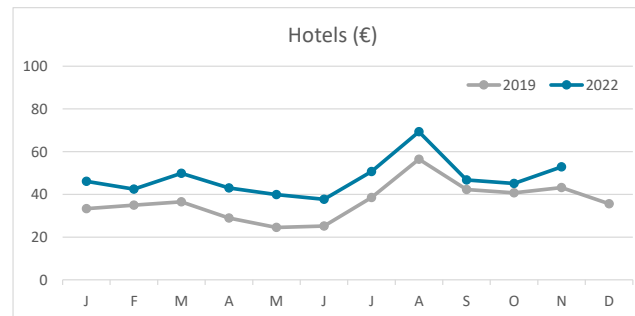
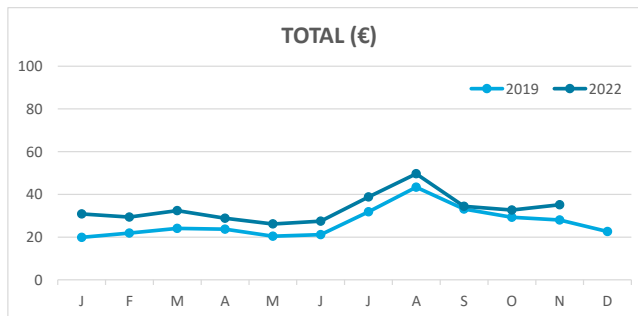
## OCCUPANCY RATE PER ROOM / APARTMENT



## ADR (Average Daily Rate)



## REVPAR (Revenue Per Available Room)



Note: "Guests indicator" refers to number of guests checking in as new arrivals.  
Source: Encuestas de Alojamiento Turístico (ISTAC)