

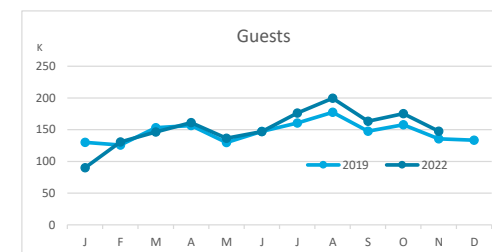
Main tourist accommodation indicators

FUERTEVENTURA (January - November 2022)



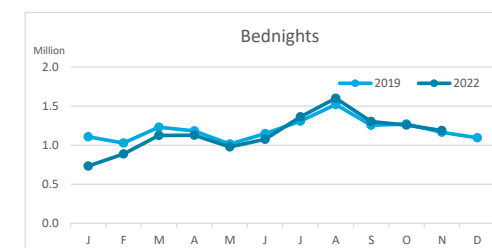
GUESTS BY ACCOMMODATION TYPE (*)

	TOTAL				Breakdown by accommodation type							
	Abroad	Mainland	Canary Islands	Total	Hotels				Apartments			
	Abroad	Mainland	Canary Islands	Total	Abroad	Mainland	Canary Islands	Total	Abroad	Mainland	Canary Islands	Total
Jan-Nov 19	1,404,023	104,080	113,468	1,621,571	1,215,741	87,194	79,961	1,382,896	188,282	16,886	33,507	238,675
Jan-Nov 22	1,426,056	117,324	129,872	1,673,252	1,279,782	93,946	101,708	1,475,436	146,274	23,378	28,164	197,816
Change	22,033	13,244	16,404	51,681	64,041	6,752	21,747	92,540	-42,008	6,492	-5,343	-40,859
Change, %	1.6%	12.7%	14.5%	3.2%	5.3%	7.7%	27.2%	6.7%	-22.3%	38.4%	-15.9%	-17.1%



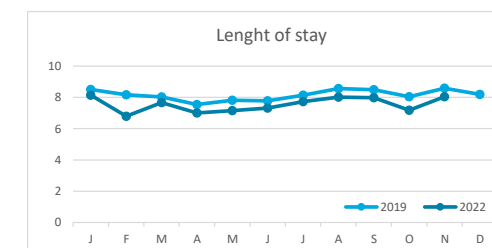
BEDNIGHTS

	TOTAL				Breakdown by accommodation type							
	Abroad	Mainland	Canary Islands	Total	Hotels				Apartments			
	Abroad	Mainland	Canary Islands	Total	Abroad	Mainland	Canary Islands	Total	Abroad	Mainland	Canary Islands	Total
Jan-Nov 19	12,176,526	546,441	496,213	13,219,180	10,207,873	467,135	292,336	10,967,344	1,968,653	79,306	203,877	2,251,836
Jan-Nov 22	11,494,727	603,867	532,782	12,631,376	10,161,069	491,873	401,110	11,054,052	1,333,658	111,994	131,672	1,577,324
Change	-681,799	57,426	36,569	-587,804	-46,804	24,738	108,774	86,708	-634,995	32,688	-72,205	-674,512
Change, %	-5.6%	10.5%	7.4%	-4.4%	-0.5%	5.3%	37.2%	0.8%	-32.3%	41.2%	-35.4%	-30.0%

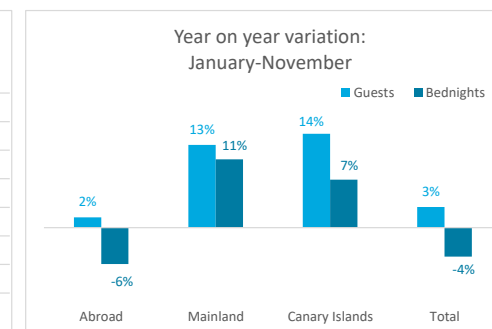
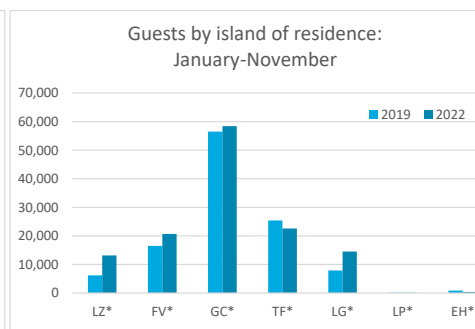
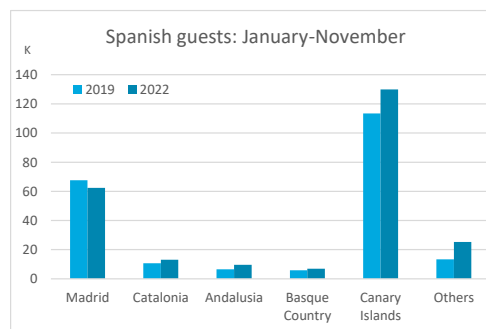
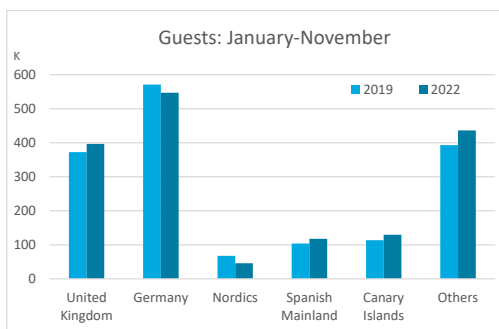


LENGHT OF STAY

	TOTAL				Breakdown by accommodation type							
	Abroad	Mainland	Canary Islands	Total	Hotels				Apartments			
	Abroad	Mainland	Canary Islands	Total	Abroad	Mainland	Canary Islands	Total	Abroad	Mainland	Canary Islands	Total
Jan-Nov 19	8.7	5.3	4.4	8.2	8.4	5.4	3.7	7.9	10.5	4.7	6.1	9.4
Jan-Nov 22	8.1	5.1	4.1	7.5	7.9	5.2	3.9	7.5	9.1	4.8	4.7	8.0
Change	-0.6	-0.1	-0.3	-0.6	-0.5	-0.1	0.3	-0.4	-1.3	0.1	-1.4	-1.5



GUESTS AND BEDNIGHTS BY PLACE OF RESIDENCE



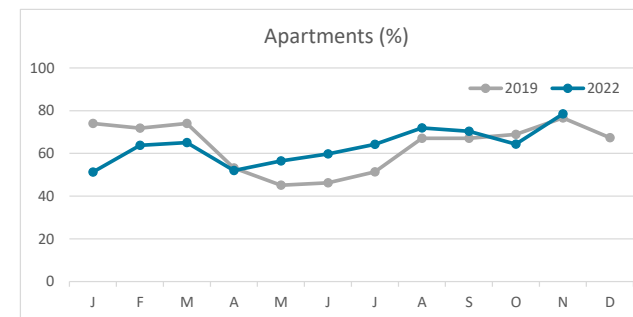
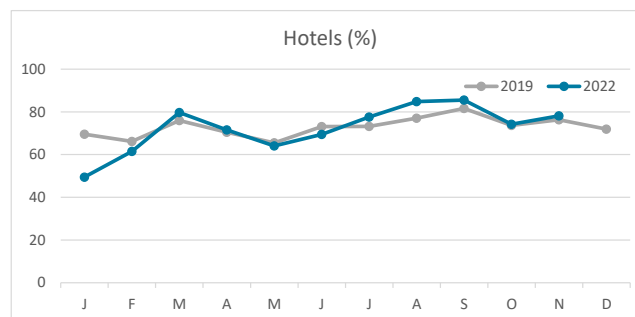
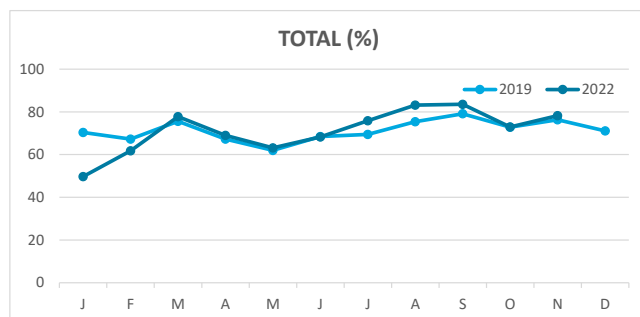
Note: LZ* (Lanzarote), FV* (Fuerteventura), GC* (Gran Canaria), TF* (Tenerife), LG* (La Gomera), LP* (La Palma) and EH* (El Hierro).

Main tourist accommodation indicators

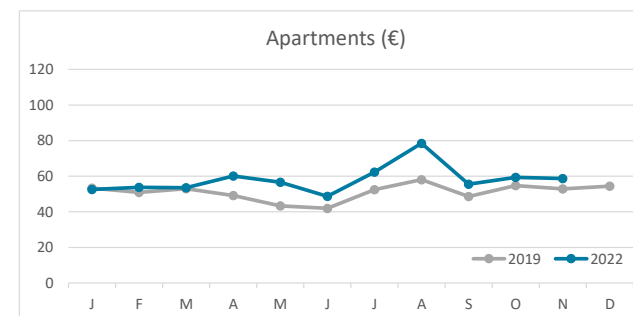
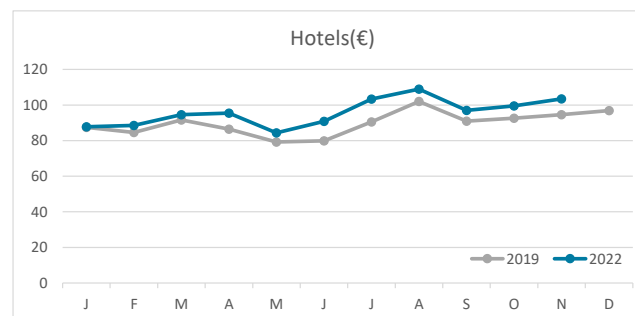
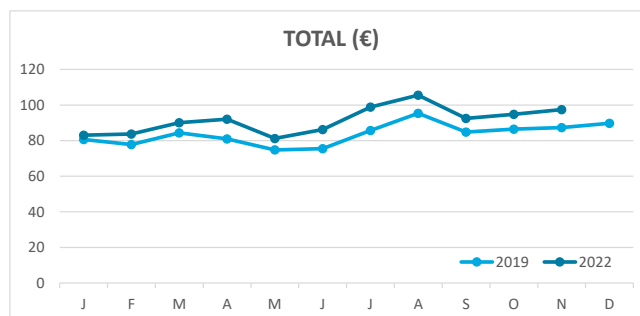
FUERTEVENTURA (January - November 2022)



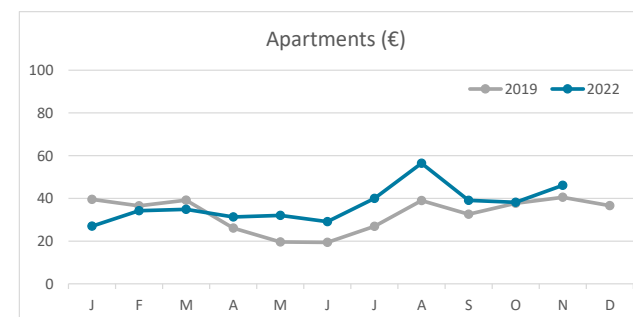
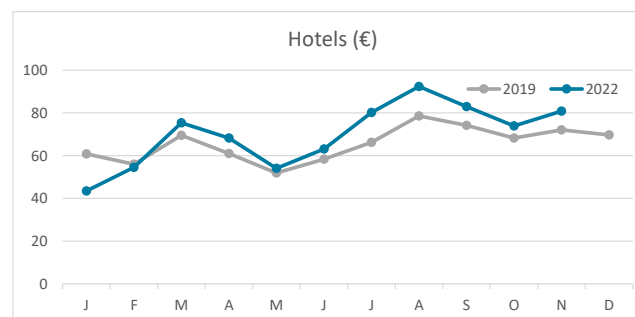
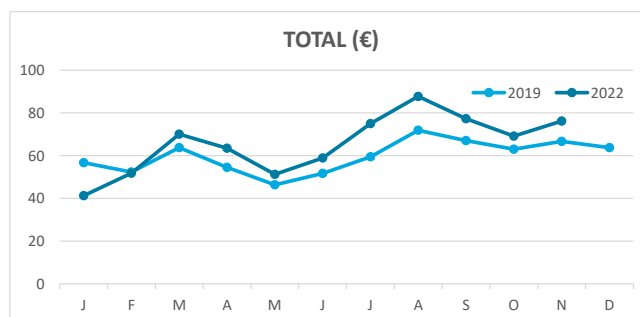
OCCUPANCY RATE PER ROOM / APARTMENT



ADR (Average Daily Rate)



REVPAR (Revenue Per Available Room)



Note: "Guests indicator" refers to number of guests checking in as new arrivals.
Source: Encuestas de Alojamiento Turístico (ISTAC)