

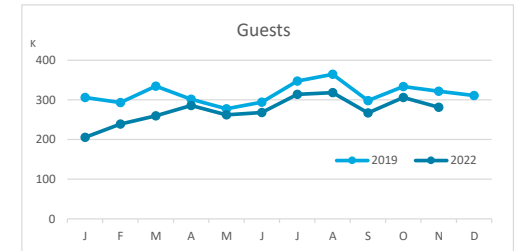
# Main tourist accommodation indicators

## GRAN CANARIA (January - November 2022)



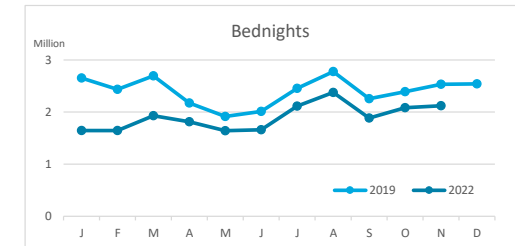
### GUESTS BY ACCOMMODATION TYPE (\*)

	Breakdown by accommodation type											
	TOTAL				Hotels				Apartments			
	Abroad	Mainland	Canary Islands	Total	Abroad	Mainland	Canary Islands	Total	Abroad	Mainland	Canary Islands	Total
Jan-Nov 19	2,612,144	328,545	532,986	<b>3,473,675</b>	1,736,600	291,831	288,659	<b>2,317,090</b>	875,544	36,714	244,327	<b>1,156,585</b>
Jan-Nov 22	2,181,494	341,892	484,714	<b>3,008,100</b>	1,712,259	309,759	332,724	<b>2,354,742</b>	469,235	32,133	151,990	<b>653,358</b>
Change	-430,650	13,347	-48,272	<b>-465,575</b>	-24,341	17,928	44,065	<b>37,652</b>	-406,309	-4,581	-92,337	<b>-503,227</b>
Change, %	-16.5%	4.1%	-9.1%	<b>-13.4%</b>	-1.4%	6.1%	15.3%	<b>1.6%</b>	-46.4%	-12.5%	-37.8%	<b>-43.5%</b>



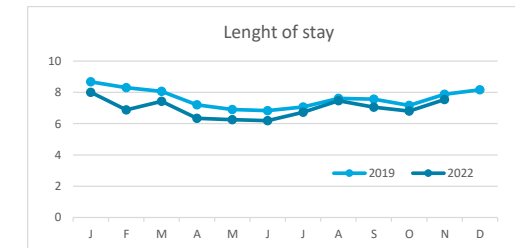
### BEDNIGHTS

	Breakdown by accommodation type											
	TOTAL				Hotels				Apartments			
	Abroad	Mainland	Canary Islands	Total	Abroad	Mainland	Canary Islands	Total	Abroad	Mainland	Canary Islands	Total
Jan-Nov 19	22,900,420	1,515,557	1,889,682	<b>26,305,659</b>	14,250,042	1,285,171	888,369	<b>16,423,582</b>	8,650,378	230,386	1,001,313	<b>9,882,077</b>
Jan-Nov 22	17,739,645	1,490,601	1,689,959	<b>20,920,205</b>	13,126,557	1,319,762	984,251	<b>15,430,570</b>	4,613,088	170,839	705,708	<b>5,489,635</b>
Change	-5,160,775	-24,956	-199,723	<b>-5,385,454</b>	-1,123,485	34,591	95,882	<b>-993,012</b>	-4,037,290	-59,547	-295,605	<b>-4,392,442</b>
Change, %	-22.5%	-1.6%	-10.6%	<b>-20.5%</b>	-7.9%	2.7%	10.8%	<b>-6.0%</b>	-46.7%	-25.8%	-29.5%	<b>-44.4%</b>

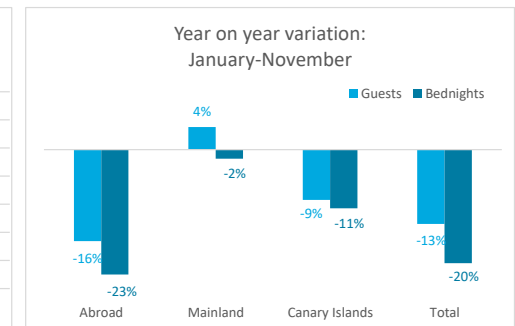
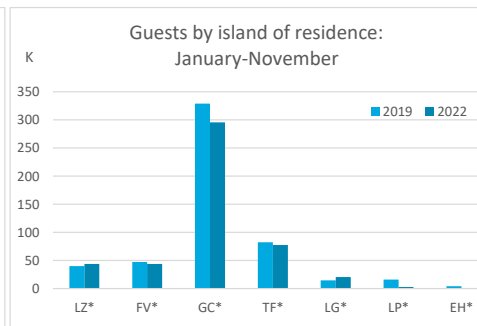
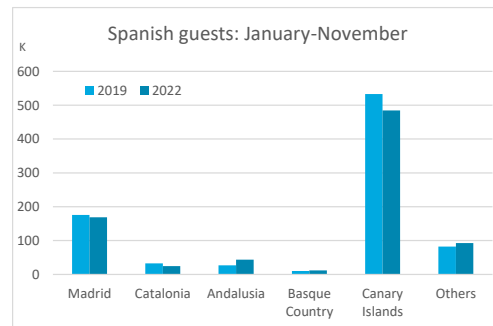
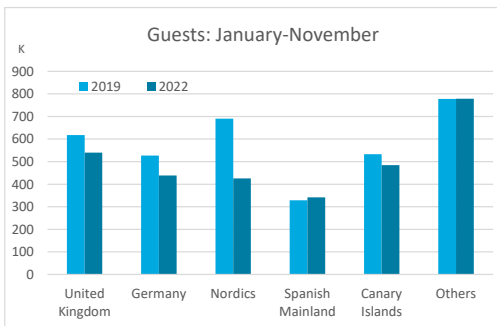


### LENGHT OF STAY

	Breakdown by accommodation type											
	TOTAL				Hotels				Apartments			
	Abroad	Mainland	Canary Islands	Total	Abroad	Mainland	Canary Islands	Total	Abroad	Mainland	Canary Islands	Total
Jan-Nov 19	8.8	4.6	3.5	<b>7.6</b>	8.2	4.4	3.1	<b>7.1</b>	9.9	6.3	4.1	<b>8.5</b>
Jan-Nov 22	8.1	4.4	3.5	<b>7.0</b>	7.7	4.3	3.0	<b>6.6</b>	9.8	5.3	4.6	<b>8.4</b>
Change	-0.6	-0.3	-0.1	<b>-0.6</b>	-0.5	-0.1	-0.1	<b>-0.5</b>	0.0	-1.0	0.5	<b>-0.1</b>



### GUESTS AND BEDNIGHTS BY PLACE OF RESIDENCE

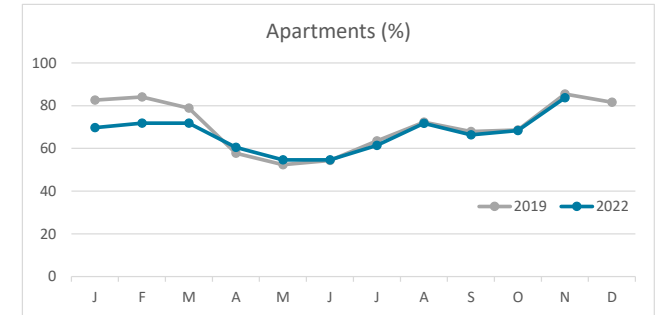
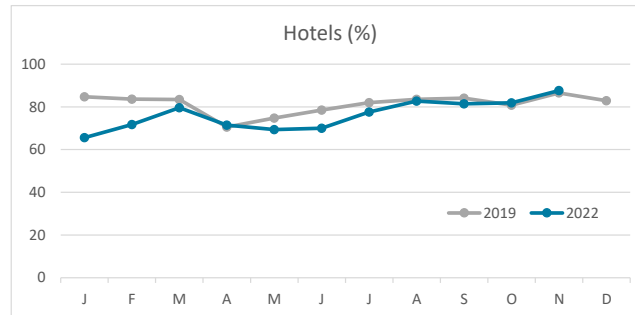
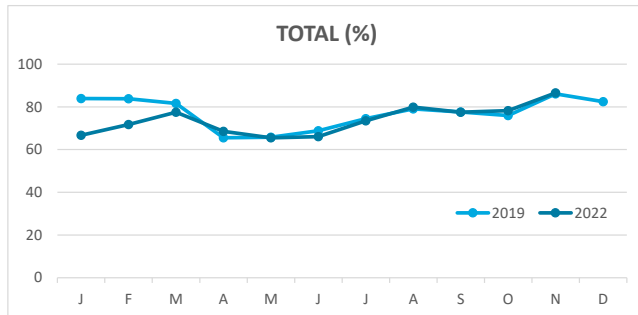


Note: LZ\* (Lanzarote), FV\* (Fuerteventura), GC\* (Gran Canaria), TF\* (Tenerife), LG\* (La Gomera), LP\* (La Palma) and EH\* (El Hierro).

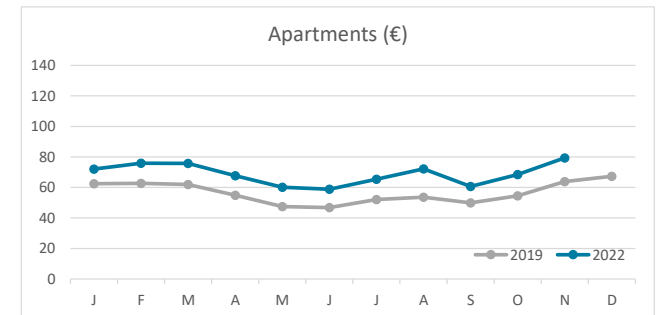
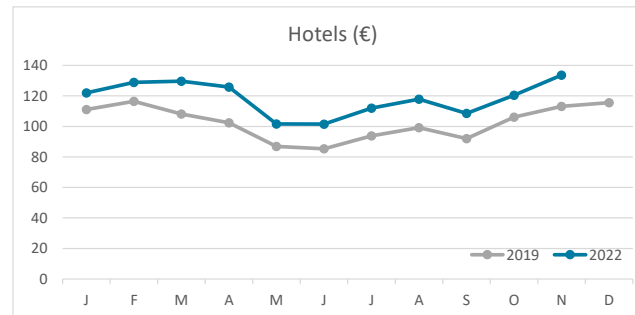
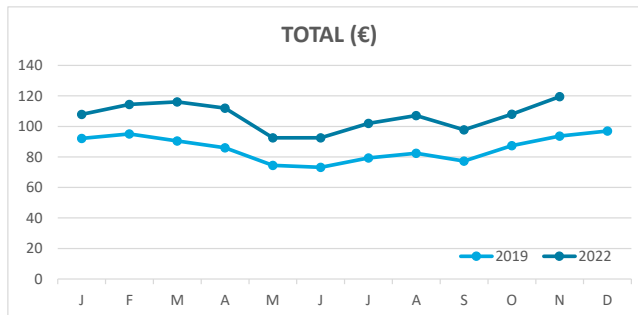
# Main tourist accommodation indicators GRAN CANARIA (January - November 2022)



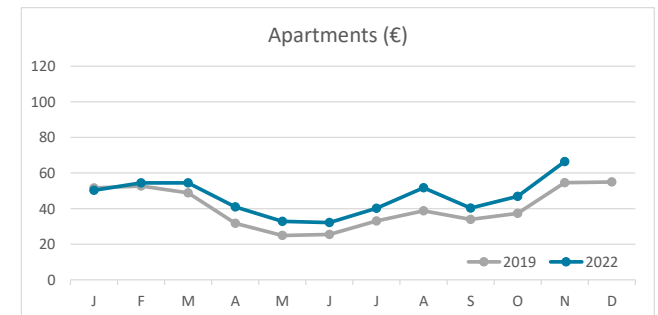
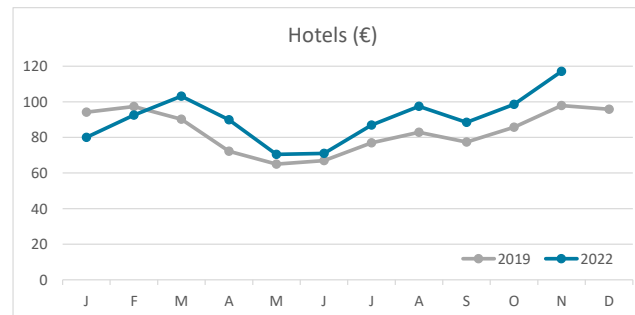
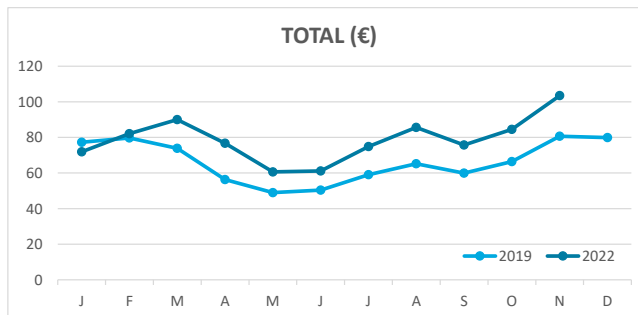
## OCCUPANCY RATE PER ROOM / APARTMENT



## ADR (Average Daily Rate)



## REVPAR (Revenue Per Available Room)



Note: "Guests indicator" refers to number of guests checking in as new arrivals.  
Source: Encuestas de Alojamiento Turístico (ISTAC)