

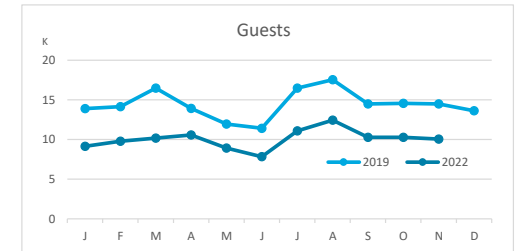
Main tourist accommodation indicators

LA GOMERA (January - November 2022)



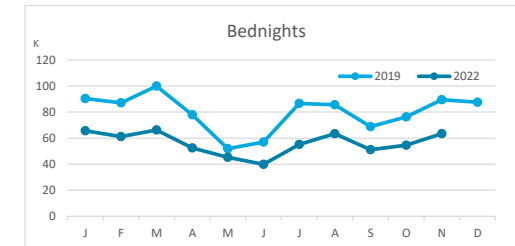
GUESTS BY ACCOMMODATION TYPE (*)

	Breakdown by accommodation type											
	TOTAL				Hotels				Apartments			
	Abroad	Mainland	Canary Islands	Total	Abroad	Mainland	Canary Islands	Total	Abroad	Mainland	Canary Islands	Total
Jan-Nov 19	83,294	4,700	71,420	159,414	53,059	2,522	43,856	99,437	30,235	2,178	27,564	59,977
Jan-Nov 22	59,304	4,738	46,617	110,659	38,224	3,549	32,387	74,160	21,080	1,189	14,230	36,499
Change	-23,990	38	-24,803	-48,755	-14,835	1,027	-11,469	-25,277	-9,155	-989	-13,334	-23,478
Change, %	-28.8%	0.8%	-34.7%	-30.6%	-28.0%	40.7%	-26.2%	-25.4%	-30.3%	-45.4%	-48.4%	-39.1%



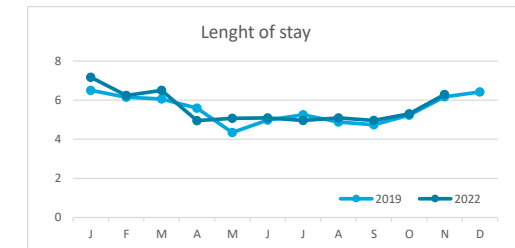
BEDNIGHTS

	Breakdown by accommodation type											
	TOTAL				Hotels				Apartments			
	Abroad	Mainland	Canary Islands	Total	Abroad	Mainland	Canary Islands	Total	Abroad	Mainland	Canary Islands	Total
Jan-Nov 19	653,260	15,986	201,922	871,168	361,129	8,999	98,571	468,699	292,131	6,987	103,351	402,469
Jan-Nov 22	466,416	16,913	134,891	618,220	250,501	12,256	81,435	344,192	215,915	4,657	53,456	274,028
Change	-186,844	927	-67,031	-252,948	-110,628	3,257	-17,136	-124,507	-76,216	-2,330	-49,895	-128,441
Change, %	-28.6%	5.8%	-33.2%	-29.0%	-30.6%	36.2%	-17.4%	-26.6%	-26.1%	-33.3%	-48.3%	-31.9%

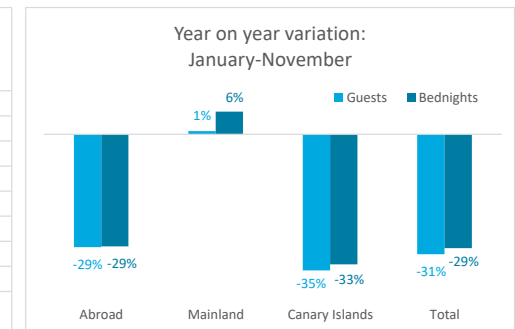
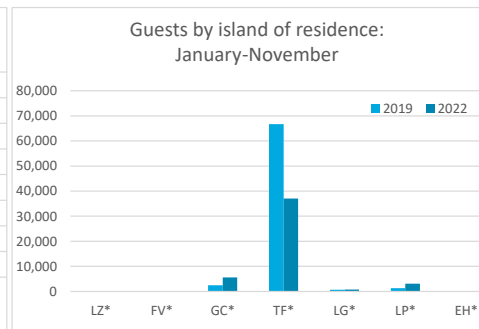
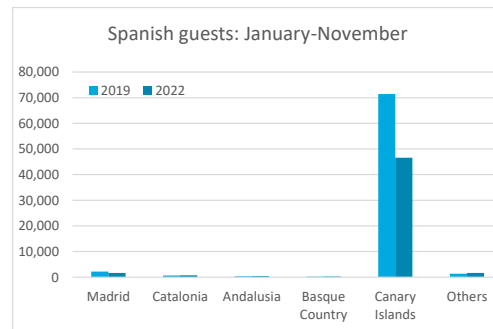
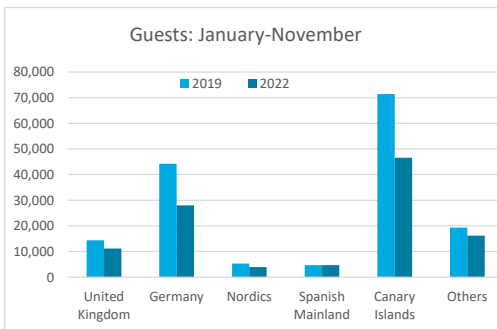


LENGHT OF STAY

	Breakdown by accommodation type											
	TOTAL				Hotels				Apartments			
	Abroad	Mainland	Canary Islands	Total	Abroad	Mainland	Canary Islands	Total	Abroad	Mainland	Canary Islands	Total
Jan-Nov 19	7.8	3.4	2.8	5.5	6.8	3.6	2.2	4.7	9.7	3.2	3.7	6.7
Jan-Nov 22	7.9	3.6	2.9	5.6	6.6	3.5	2.5	4.6	10.2	3.9	3.8	7.5
Change	0.0	0.2	0.1	0.1	-0.3	-0.1	0.3	-0.1	0.6	0.7	0.0	0.8



GUESTS AND BEDNIGHTS BY PLACE OF RESIDENCE

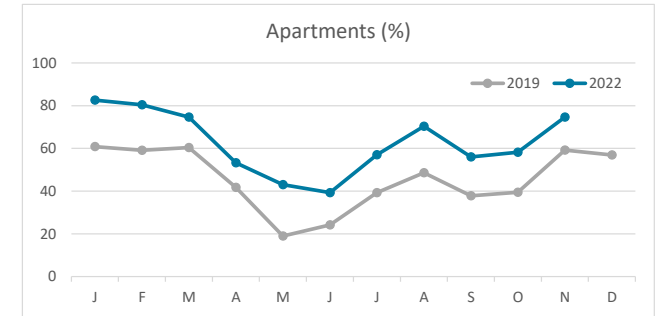
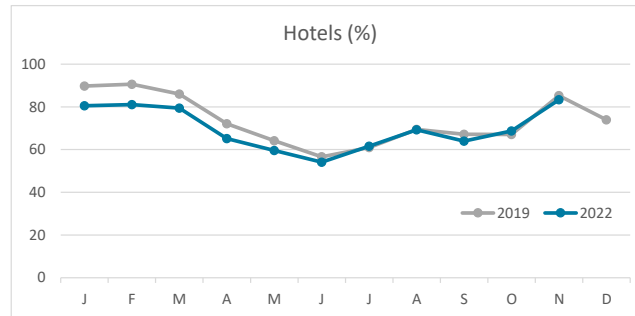
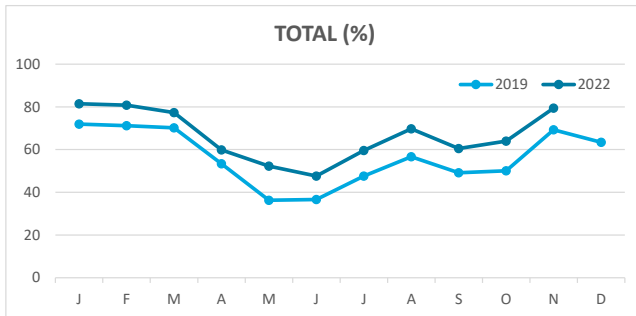


Note: LZ* (Lanzarote), FV* (Fuerteventura), GC* (Gran Canaria), TF* (Tenerife), LG* (La Gomera), LP* (La Palma) and EH* (El Hierro).

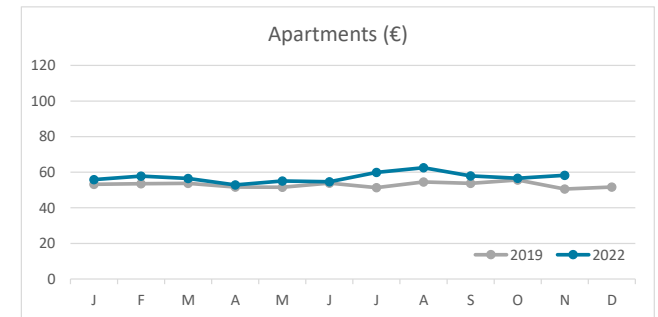
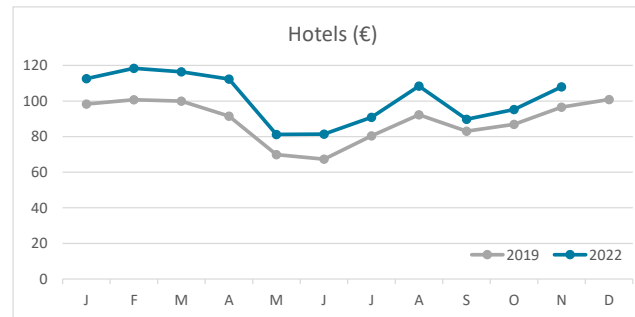
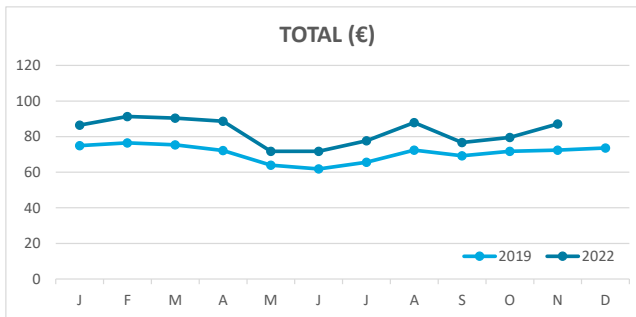
Main tourist accommodation indicators LA GOMERA (January - November 2022)



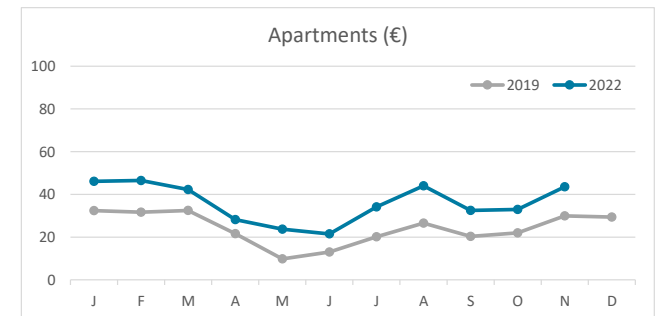
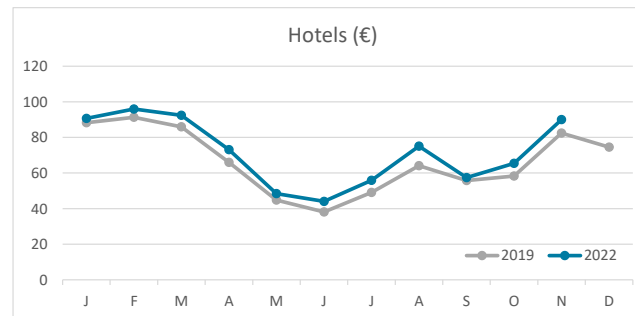
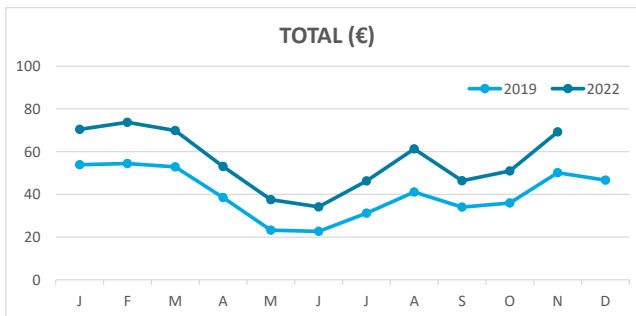
OCCUPANCY RATE PER ROOM / APARTMENT



ADR (Average Daily Rate)



REVPAR (Revenue Per Available Room)



Note: "Guests indicator" refers to number of guests checking in as new arrivals.
Source: Encuestas de Alojamiento Turístico (ISTAC)