

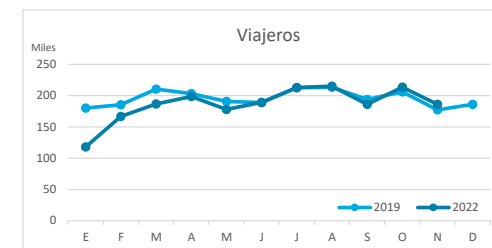
# Principales indicadores de alojamiento turístico

## LANZAROTE (hasta noviembre de 2022)



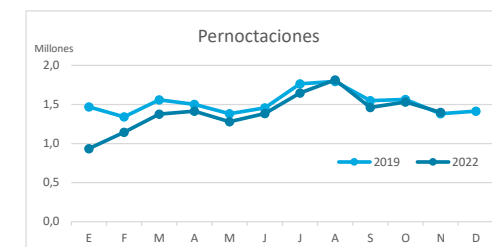
### VIAJEROS EN ALOJAMIENTO TURÍSTICO

	Detalle según tipo de alojamiento											
	TOTAL				Hotelero				Extrahotelero			
	Extranjeros	Peninsulares	Canarios	Total	Extranjeros	Peninsulares	Canarios	Total	Extranjeros	Peninsulares	Canarios	Total
ene-nov19	1.872.252	200.883	88.955	<b>2.162.090</b>	1.270.641	170.669	51.471	<b>1.492.781</b>	601.611	30.214	37.484	<b>669.309</b>
ene-nov22	1.707.544	237.566	105.852	<b>2.050.962</b>	1.207.288	196.110	66.429	<b>1.469.827</b>	500.256	41.456	39.423	<b>581.135</b>
Dif	<b>-164.708</b>	36.683	16.897	<b>-111.128</b>	<b>-63.353</b>	25.441	14.958	<b>-22.954</b>	<b>-101.355</b>	11.242	1.939	<b>-88.174</b>
Dif, %	<b>-8,8%</b>	18,3%	19,0%	<b>-5,1%</b>	<b>-5,0%</b>	14,9%	29,1%	<b>-1,5%</b>	<b>-16,8%</b>	37,2%	5,2%	<b>-13,2%</b>



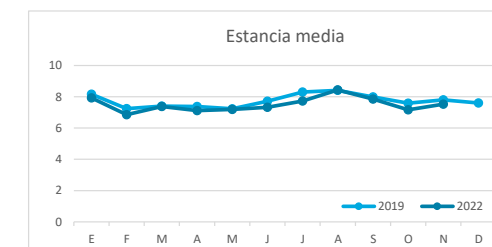
### PERNOCTACIONES

	Detalle según tipo de alojamiento											
	TOTAL				Hotelero				Extrahotelero			
	Extranjeros	Peninsulares	Canarios	Total	Extranjeros	Peninsulares	Canarios	Total	Extranjeros	Peninsulares	Canarios	Total
ene-nov19	15.231.745	1.182.317	348.011	<b>16.762.073</b>	9.854.068	976.495	161.392	<b>10.991.955</b>	5.377.677	205.822	186.619	<b>5.770.118</b>
ene-nov22	13.574.359	1.328.381	484.723	<b>15.387.463</b>	9.245.524	1.041.888	272.787	<b>10.560.199</b>	4.328.835	286.493	211.936	<b>4.827.264</b>
Dif	<b>-1.657.386</b>	146.064	136.712	<b>-1.374.610</b>	<b>-608.544</b>	65.393	111.395	<b>-431.756</b>	<b>-1.048.842</b>	80.671	25.317	<b>-942.854</b>
Dif, %	<b>-10,9%</b>	12,4%	39,3%	<b>-8,2%</b>	<b>-6,2%</b>	6,7%	69,0%	<b>-3,9%</b>	<b>-19,5%</b>	39,2%	13,6%	<b>-16,3%</b>

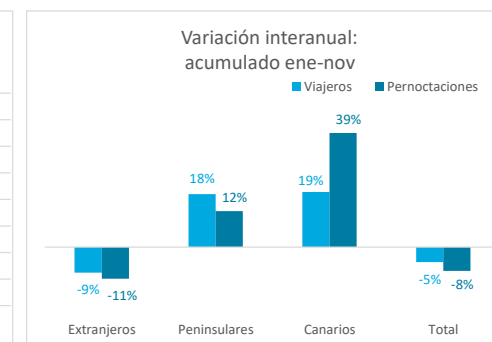
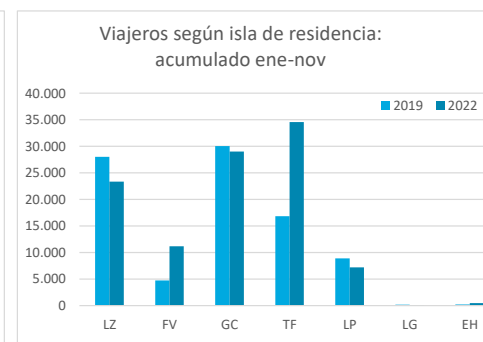
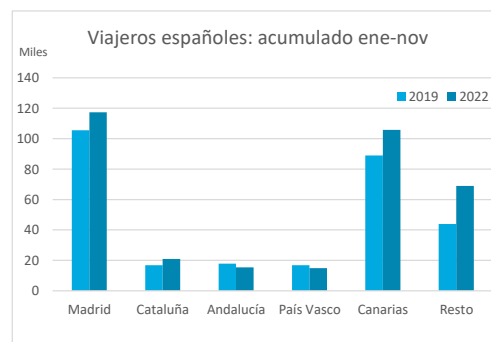
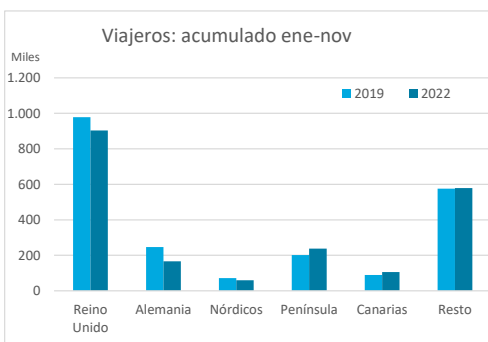


### ESTANCIA MEDIA

	Detalle según tipo de alojamiento											
	TOTAL				Hotelero				Extrahotelero			
	Extranjeros	Peninsulares	Canarios	Total	Extranjeros	Peninsulares	Canarios	Total	Extranjeros	Peninsulares	Canarios	Total
ene-nov19	8,1	5,9	3,9	<b>7,8</b>	7,8	5,7	3,1	<b>7,4</b>	8,9	6,8	5,0	<b>8,6</b>
ene-nov22	7,9	5,6	4,6	<b>7,5</b>	7,7	5,3	4,1	<b>7,2</b>	8,7	6,9	5,4	<b>8,3</b>
Dif	<b>-0,2</b>	<b>-0,3</b>	0,7	<b>-0,3</b>	<b>-0,1</b>	<b>-0,4</b>	1,0	<b>-0,2</b>	<b>-0,3</b>	0,1	0,4	<b>-0,3</b>

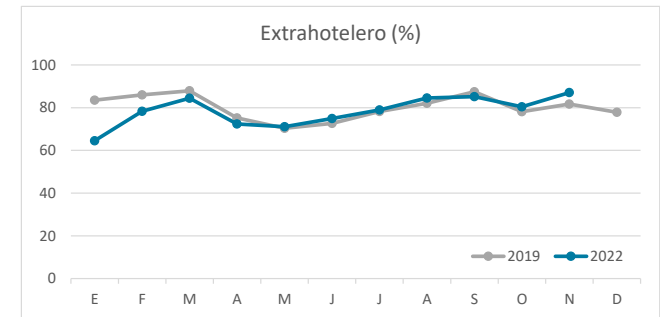
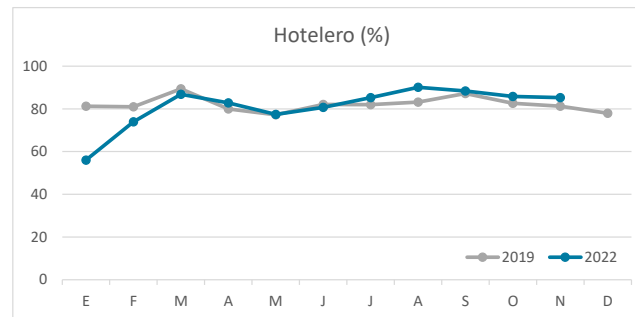
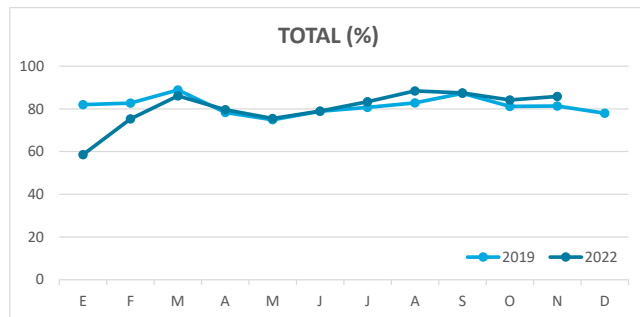


### DETALLE VIAJEROS Y PERNOCTACIONES SEGÚN LUGAR DE RESIDENCIA

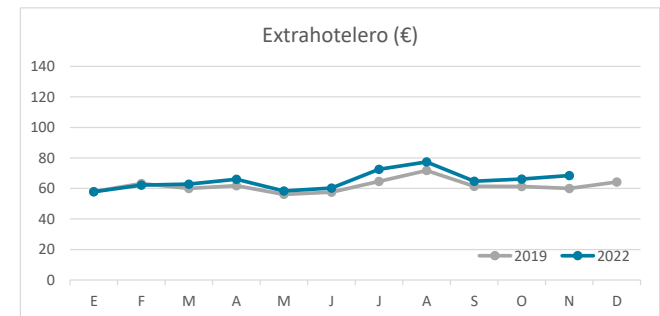
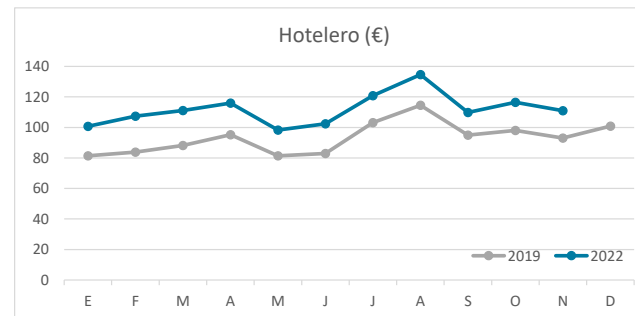
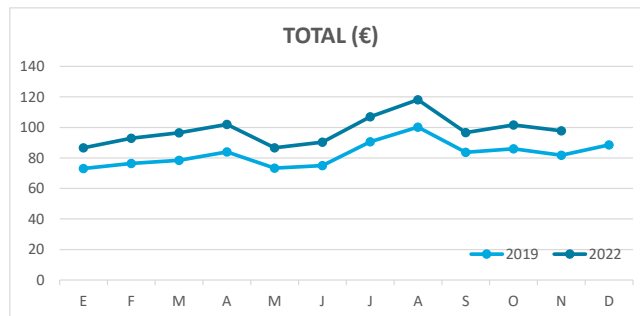


# Principales indicadores de alojamiento turístico LANZAROTE (hasta noviembre de 2022)

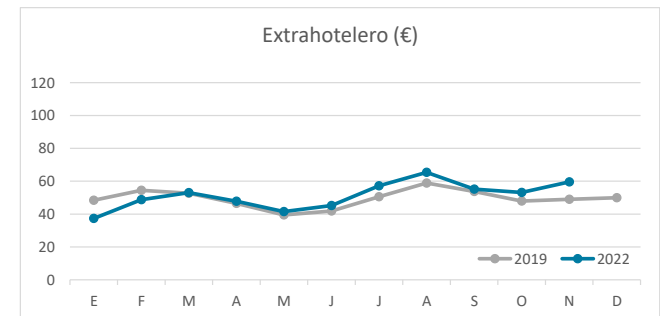
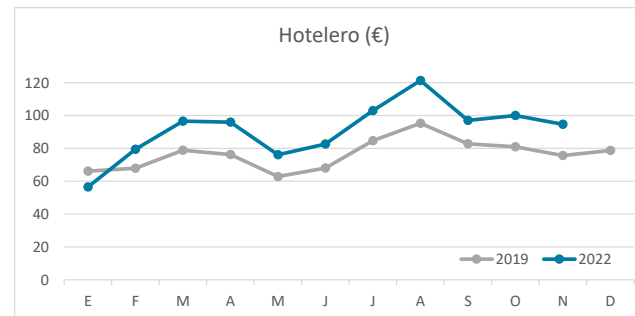
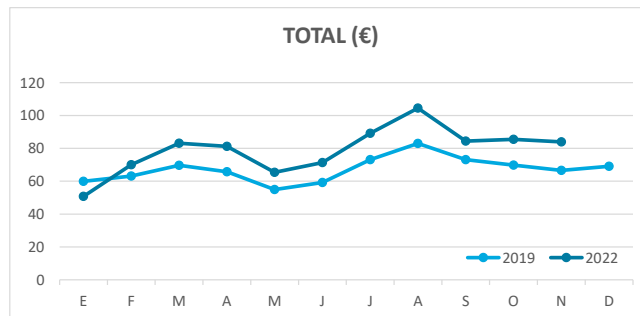
## ÍNDICE DE OCUPACIÓN POR HABITACIÓN / APARTAMENTO



## ADR (tarifa media diaria)



## REVPAR (ingreso por habitación/apartamento disponible)



Nota: el indicador de viajeros se refiere a viajeros entrados.  
Fuente: Encuestas de Alojamiento Turístico (ISTAC)