

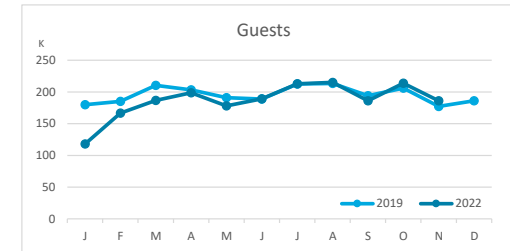
# Main tourist accommodation indicators

## LANZAROTE (January - November 2022)



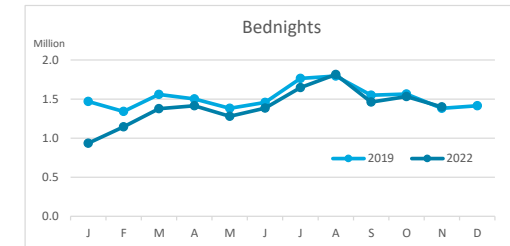
### GUESTS BY ACCOMMODATION TYPE (\*)

	Breakdown by accommodation type											
	TOTAL				Hotels				Apartments			
	Abroad	Mainland	Canary Islands	Total	Abroad	Mainland	Canary Islands	Total	Abroad	Mainland	Canary Islands	Total
Jan-Nov 19	1,872,252	200,883	88,955	<b>2,162,090</b>	1,270,641	170,669	51,471	<b>1,492,781</b>	601,611	30,214	37,484	<b>669,309</b>
Jan-Nov 22	1,707,544	237,566	105,852	<b>2,050,962</b>	1,207,288	196,110	66,429	<b>1,469,827</b>	500,256	41,456	39,423	<b>581,135</b>
Change	-164,708	36,683	16,897	<b>-111,128</b>	-63,353	25,441	14,958	<b>-22,954</b>	-101,355	11,242	1,939	<b>-88,174</b>
Change, %	-8.8%	18.3%	19.0%	<b>-5.1%</b>	-5.0%	14.9%	29.1%	<b>-1.5%</b>	-16.8%	37.2%	5.2%	<b>-13.2%</b>



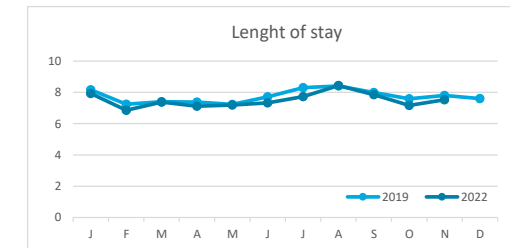
### BEDNIGHTS

	Breakdown by accommodation type											
	TOTAL				Hotels				Apartments			
	Abroad	Mainland	Canary Islands	Total	Abroad	Mainland	Canary Islands	Total	Abroad	Mainland	Canary Islands	Total
Jan-Nov 19	15,231,745	1,182,317	348,011	<b>16,762,073</b>	9,854,068	976,495	161,392	<b>10,991,955</b>	5,377,677	205,822	186,619	<b>5,770,118</b>
Jan-Nov 22	13,574,359	1,328,381	484,723	<b>15,387,463</b>	9,245,524	1,041,888	272,787	<b>10,560,199</b>	4,328,835	286,493	211,936	<b>4,827,264</b>
Change	-1,657,386	146,064	136,712	<b>-1,374,610</b>	-608,544	65,393	111,395	<b>-431,756</b>	-1,048,842	80,671	25,317	<b>-942,854</b>
Change, %	-10.9%	12.4%	39.3%	<b>-8.2%</b>	-6.2%	6.7%	69.0%	<b>-3.9%</b>	-19.5%	39.2%	13.6%	<b>-16.3%</b>

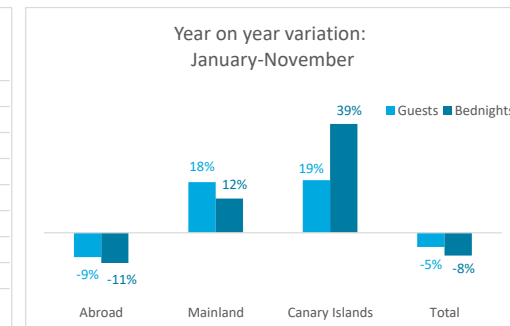
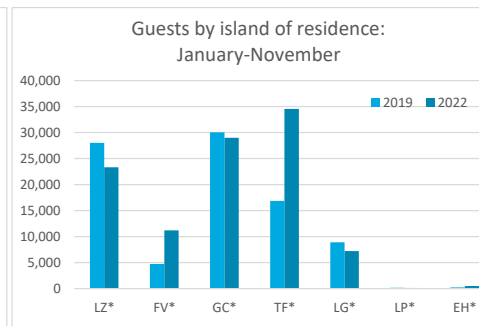
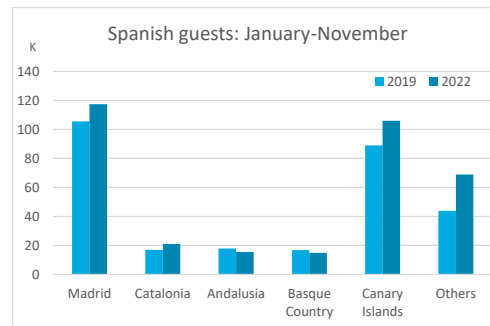
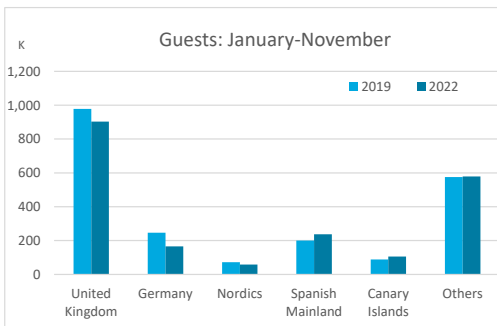


### LENGHT OF STAY

	Breakdown by accommodation type											
	TOTAL				Hotels				Apartments			
	Abroad	Mainland	Canary Islands	Total	Abroad	Mainland	Canary Islands	Total	Abroad	Mainland	Canary Islands	Total
Jan-Nov 19	8.1	5.9	3.9	<b>7.8</b>	7.8	5.7	3.1	<b>7.4</b>	8.9	6.8	5.0	<b>8.6</b>
Jan-Nov 22	7.9	5.6	4.6	<b>7.5</b>	7.7	5.3	4.1	<b>7.2</b>	8.7	6.9	5.4	<b>8.3</b>
Change	-0.2	-0.3	0.7	<b>-0.3</b>	-0.1	-0.4	1.0	<b>-0.2</b>	-0.3	0.1	0.4	<b>-0.3</b>



### GUESTS AND BEDNIGHTS BY PLACE OF RESIDENCE

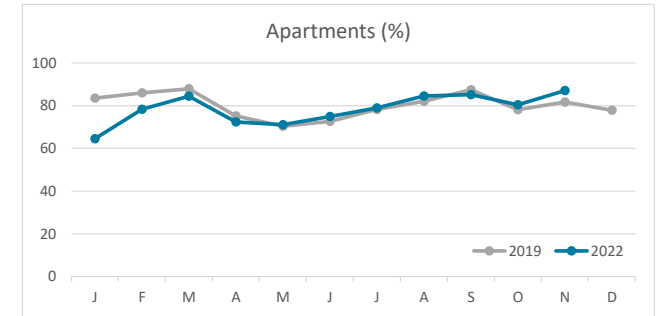
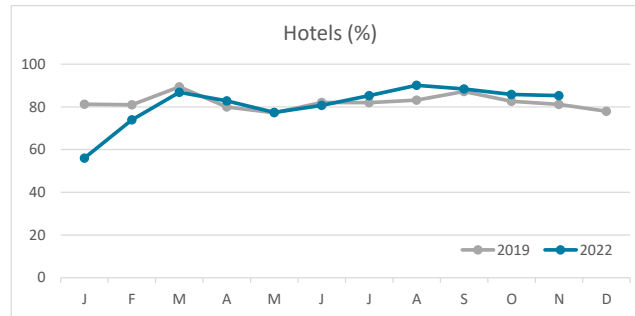
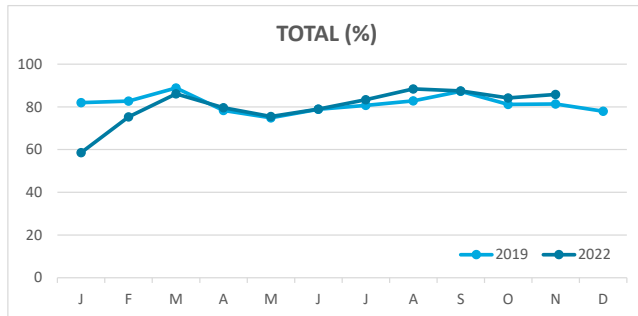


Note: LZ\* (Lanzarote), FV\* (Fuerteventura), GC\* (Gran Canaria), TF\* (Tenerife), LG\* (La Gomera), LP\* (La Palma) and EH\* (El Hierro).

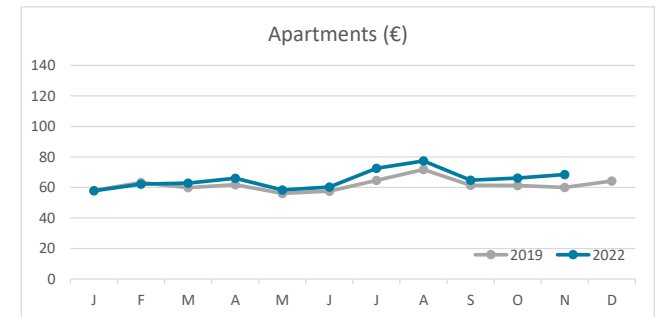
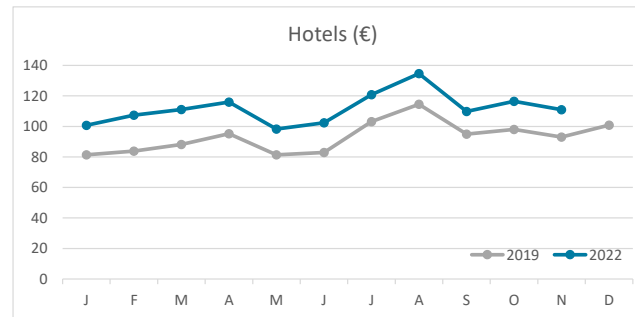
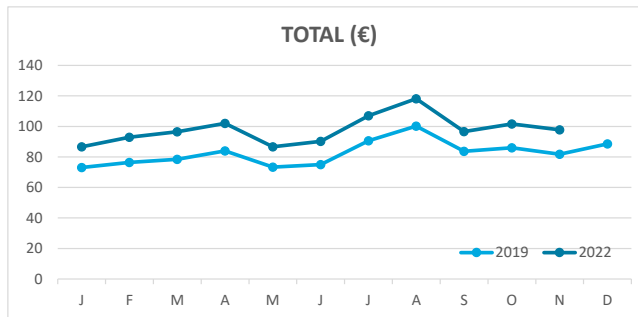
# Main tourist accommodation indicators LANZAROTE (January - November 2022)



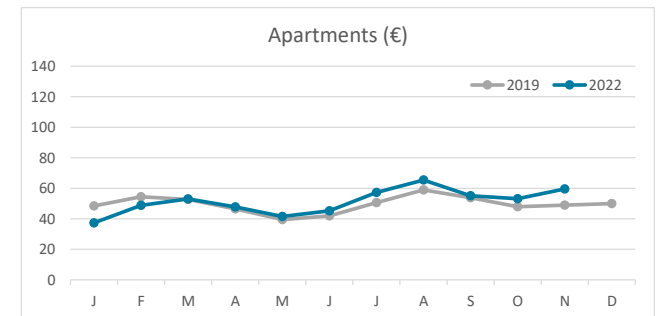
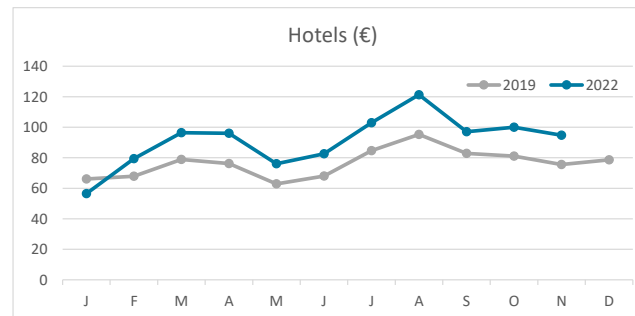
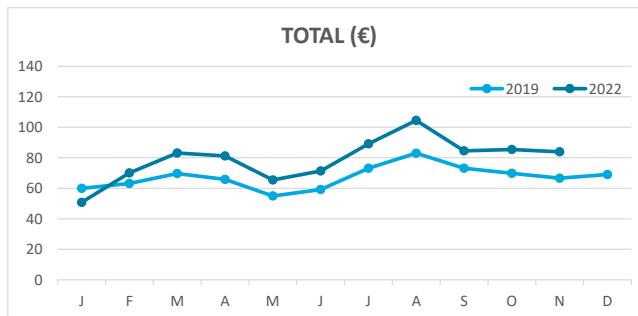
## OCCUPANCY RATE PER ROOM / APARTMENT



## ADR (Average Daily Rate)



## REVPAR (Revenue Per Available Room)



Note: "Guests indicator" refers to number of guests checking in as new arrivals.  
Source: Encuestas de Alojamiento Turístico (ISTAC)