

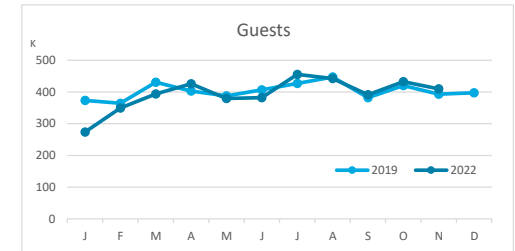
Main tourist accommodation indicators

TENERIFE (January - November 2022)



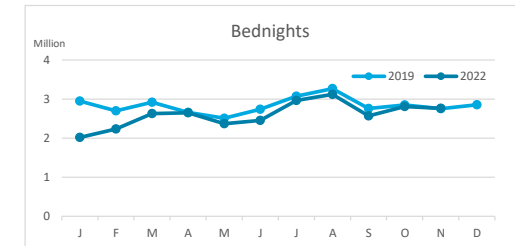
GUESTS BY ACCOMMODATION TYPE (*)

| | Breakdown by accommodation type | | | | | | | | | | | |
|------------|---------------------------------|----------|----------------|------------------|-----------|----------|----------------|------------------|------------|----------|----------------|------------------|
| | TOTAL | | | | Hotels | | | | Apartments | | | |
| | Abroad | Mainland | Canary Islands | Total | Abroad | Mainland | Canary Islands | Total | Abroad | Mainland | Canary Islands | Total |
| Jan-Nov 19 | 3,456,878 | 589,548 | 387,894 | 4,434,320 | 2,469,073 | 511,475 | 289,590 | 3,270,138 | 987,805 | 78,073 | 98,304 | 1,164,182 |
| Jan-Nov 22 | 3,386,237 | 550,203 | 397,785 | 4,334,225 | 2,639,286 | 490,015 | 311,312 | 3,440,613 | 746,951 | 60,188 | 86,473 | 893,612 |
| Change | -70,641 | -39,345 | 9,891 | -100,095 | 170,213 | -21,460 | 21,722 | 170,475 | -240,854 | -17,885 | -11,831 | -270,570 |
| Change, % | -2.0% | -6.7% | 2.5% | -2.3% | 6.9% | -4.2% | 7.5% | 5.2% | -24.4% | -22.9% | -12.0% | -23.2% |



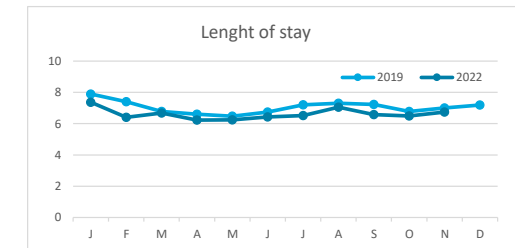
BEDNIGHTS

| | Breakdown by accommodation type | | | | | | | | | | | |
|------------|---------------------------------|-----------|----------------|-------------------|------------|-----------|----------------|-------------------|------------|----------|----------------|-------------------|
| | TOTAL | | | | Hotels | | | | Apartments | | | |
| | Abroad | Mainland | Canary Islands | Total | Abroad | Mainland | Canary Islands | Total | Abroad | Mainland | Canary Islands | Total |
| Jan-Nov 19 | 26,861,300 | 3,096,859 | 1,221,805 | 31,179,964 | 18,579,745 | 2,669,309 | 826,122 | 22,075,176 | 8,281,555 | 427,550 | 395,683 | 9,104,788 |
| Jan-Nov 22 | 24,734,925 | 2,722,841 | 1,129,251 | 28,587,017 | 18,799,356 | 2,400,057 | 837,174 | 22,036,587 | 5,935,569 | 322,784 | 292,077 | 6,550,430 |
| Change | -2,126,375 | -374,018 | -92,554 | -2,592,947 | 219,611 | -269,252 | 11,052 | -38,589 | -2,345,986 | -104,766 | -103,606 | -2,554,358 |
| Change, % | -7.9% | -12.1% | -7.6% | -8.3% | 1.2% | -10.1% | 1.3% | -0.2% | -28.3% | -24.5% | -26.2% | -28.1% |

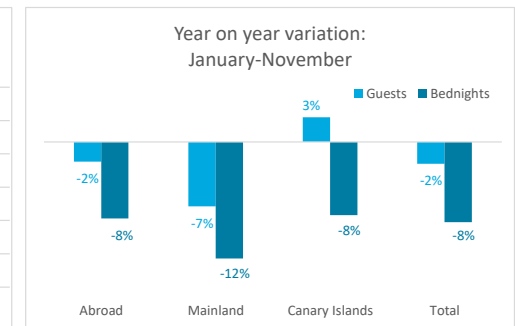
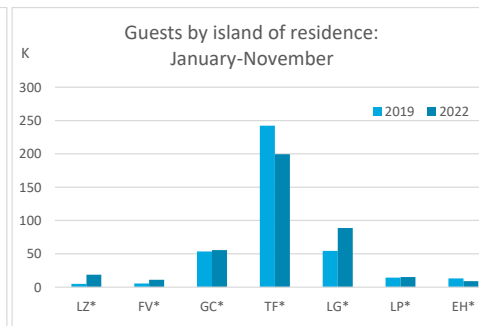
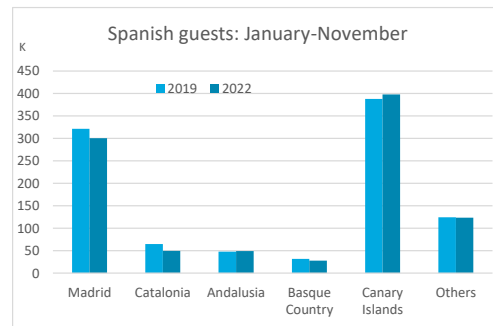
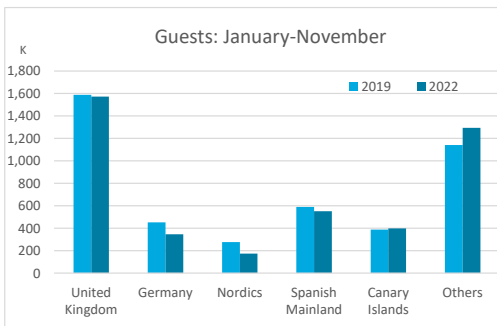


LENGHT OF STAY

| | Breakdown by accommodation type | | | | | | | | | | | |
|------------|---------------------------------|----------|----------------|-------------|--------|----------|----------------|-------------|------------|----------|----------------|-------------|
| | TOTAL | | | | Hotels | | | | Apartments | | | |
| | Abroad | Mainland | Canary Islands | Total | Abroad | Mainland | Canary Islands | Total | Abroad | Mainland | Canary Islands | Total |
| Jan-Nov 19 | 7.8 | 5.3 | 3.1 | 7.0 | 7.5 | 5.2 | 2.9 | 6.8 | 8.4 | 5.5 | 4.0 | 7.8 |
| Jan-Nov 22 | 7.3 | 4.9 | 2.8 | 6.6 | 7.1 | 4.9 | 2.7 | 6.4 | 7.9 | 5.4 | 3.4 | 7.3 |
| Change | -0.5 | -0.3 | -0.3 | -0.4 | -0.4 | -0.3 | -0.2 | -0.3 | -0.4 | -0.1 | -0.6 | -0.5 |




GUESTS AND BEDNIGHTS BY PLACE OF RESIDENCE

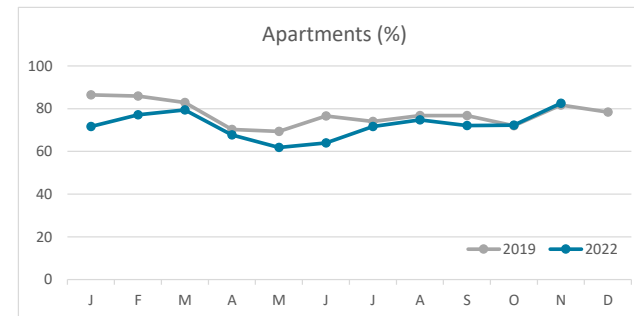
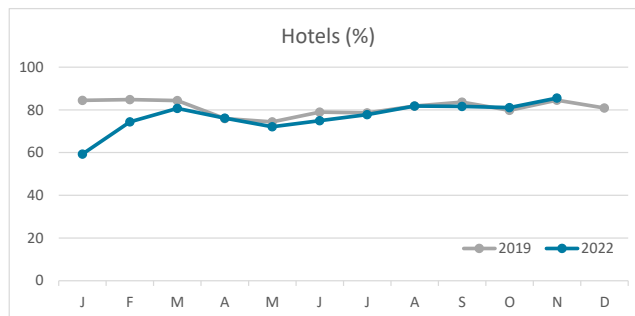
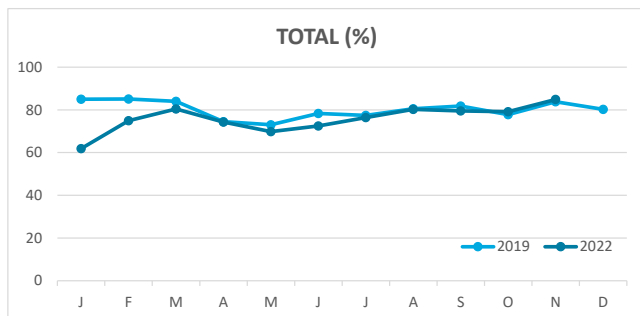


Note: LZ* (Lanzarote), FV* (Fuerteventura), GC* (Gran Canaria), TF* (Tenerife), LG* (La Gomera), LP* (La Palma) and EH* (El Hierro).

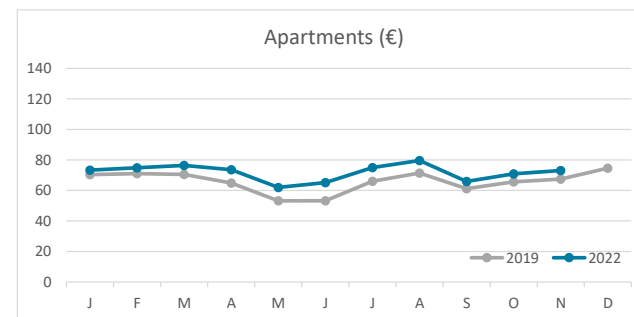
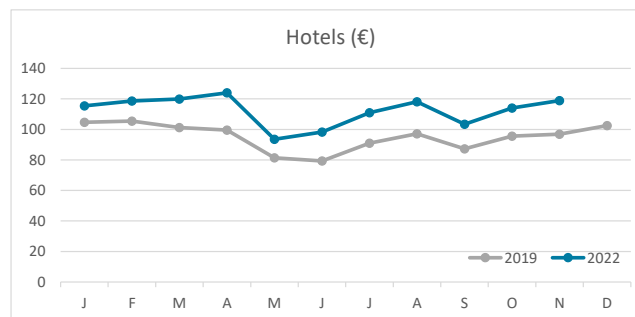
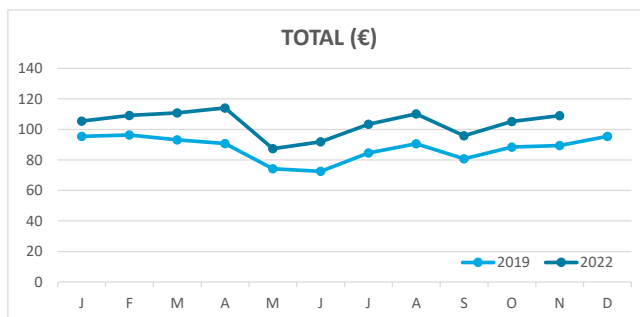
Main tourist accommodation indicators TENERIFE (January - November 2022)



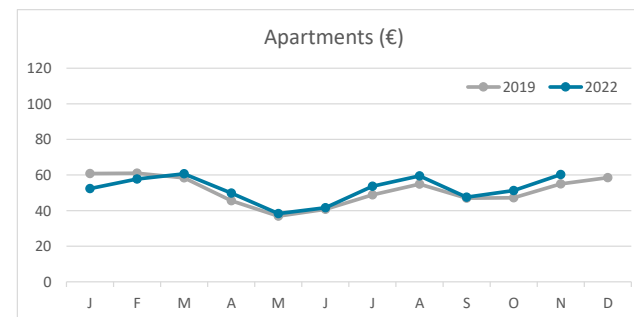
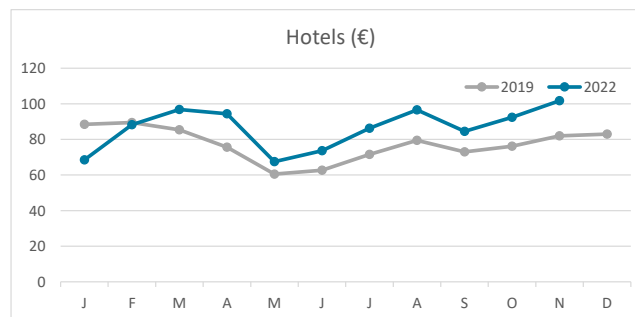
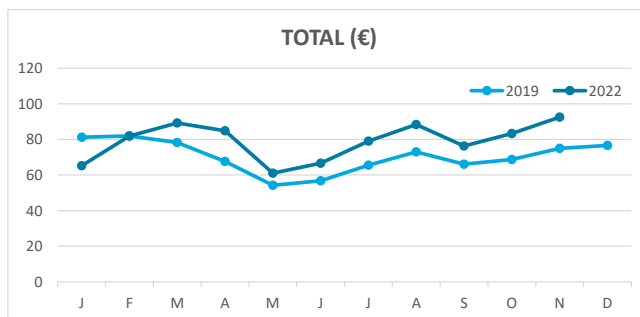
OCCUPANCY RATE PER ROOM / APARTMENT



ADR (Average Daily Rate)



REVPAR (Revenue Per Available Room)



Note: "Guests indicator" refers to number of guests checking in as new arrivals.
Source: Encuestas de Alojamiento Turístico (ISTAC)