

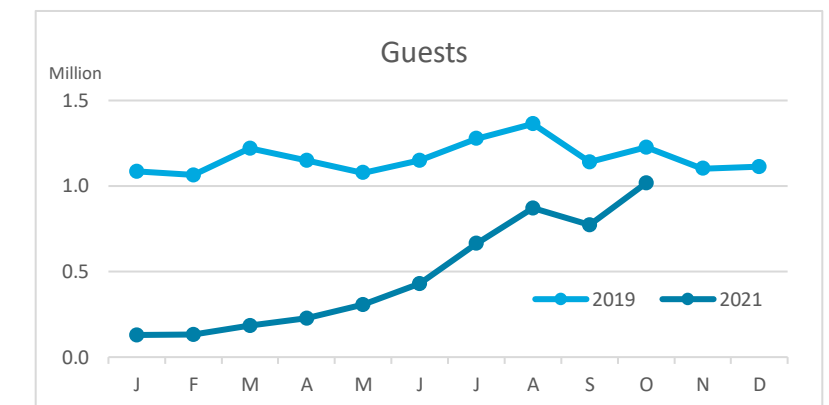
Main tourist accommodation indicators

CANARY ISLANDS (January - October 2021)



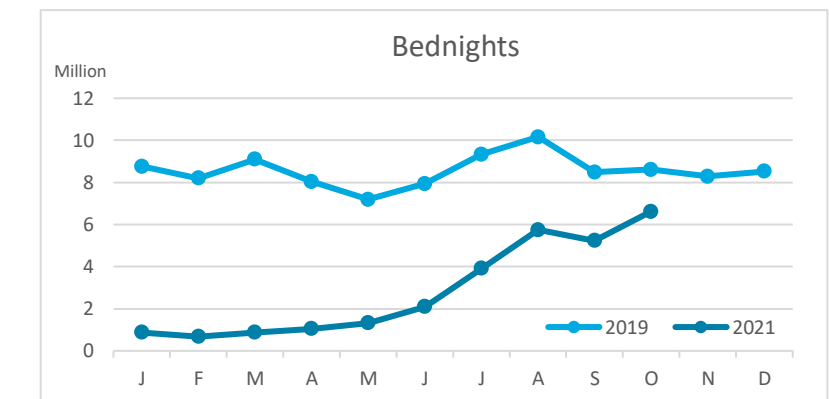
GUESTS BY ACCOMMODATION TYPE (*)

	Breakdown by accommodation type											
	TOTAL				Hotels				Apartments			
	Abroad	Mainland	Canary Islands	Total	Abroad	Mainland	Canary Islands	Total	Abroad	Mainland	Canary Islands	Total
Jan-Oct19	8,836,450	1,373,630	1,545,587	11,755,667	6,289,304	1,078,870	952,407	8,320,581	2,547,146	294,760	593,180	3,435,086
Jan-Oct21	2,666,450	860,785	1,206,102	4,733,337	2,136,944	740,541	861,936	3,739,421	529,506	120,244	344,166	993,916
Change	-6,170,000	-512,845	-339,485	-7,022,330	-4,152,360	-338,329	-90,471	-4,581,160	-2,017,640	-174,516	-249,014	-2,441,170
Change, %	-69.8%	-37.3%	-22.0%	-59.7%	-66.0%	-31.4%	-9.5%	-55.1%	-79.2%	-59.2%	-42.0%	-71.1%



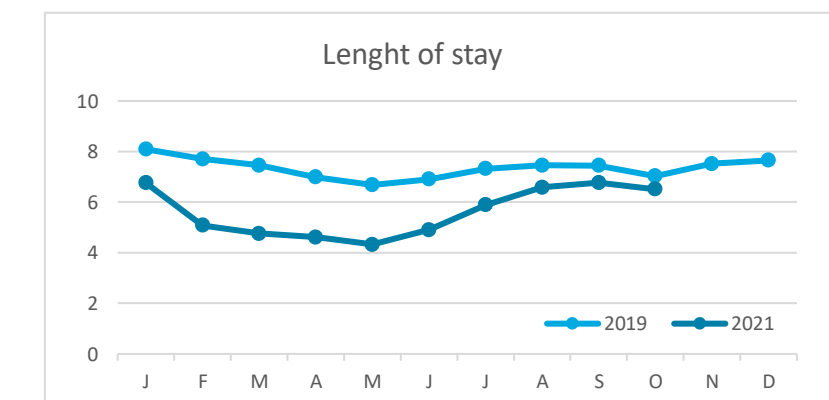
BEDNIGHTS

	Breakdown by accommodation type											
	TOTAL				Hotels				Apartments			
	Abroad	Mainland	Canary Islands	Total	Abroad	Mainland	Canary Islands	Total	Abroad	Mainland	Canary Islands	Total
Jan-Oct19	73,279,785	7,184,949	5,416,845	85,881,579	49,768,090	5,452,927	2,919,525	58,140,542	23,511,695	1,732,022	2,497,320	27,741,037
Jan-Oct21	20,167,006	4,140,567	4,102,325	28,409,898	15,849,322	3,483,459	2,661,416	21,994,197	4,317,684	657,108	1,440,909	6,415,701
Change	-53,112,779	-3,044,382	-1,314,520	-57,471,681	-33,918,768	-1,969,468	-258,109	-36,146,345	-19,194,011	-1,074,914	-1,056,411	-21,325,336
Change, %	-72.5%	-42.4%	-24.3%	-66.9%	-68.2%	-36.1%	-8.8%	-62.2%	-81.6%	-62.1%	-42.3%	-76.9%

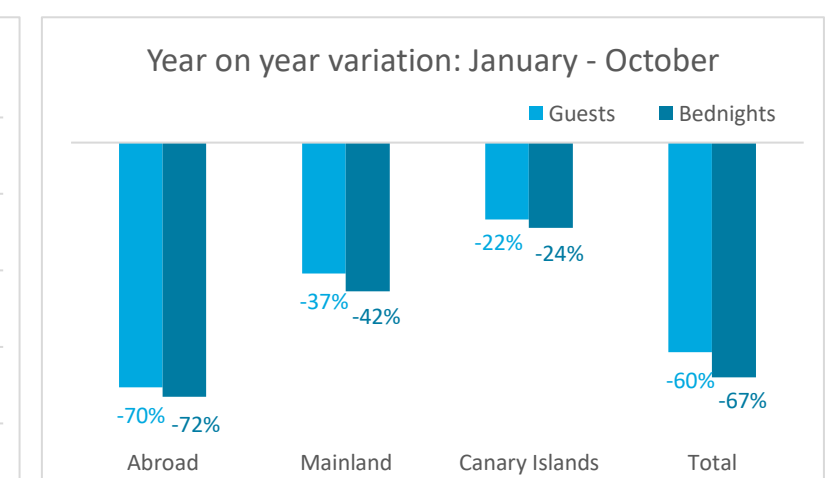
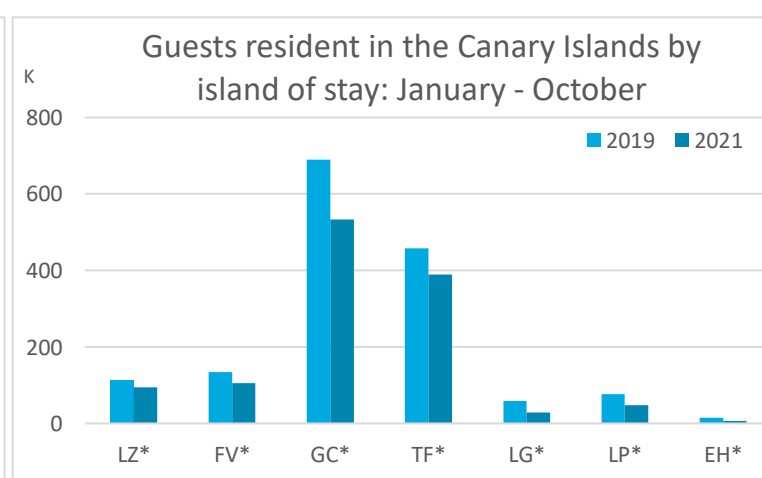
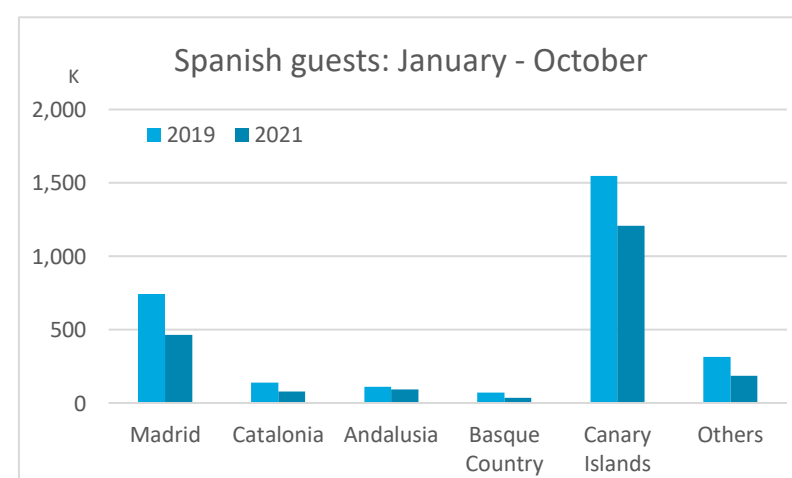
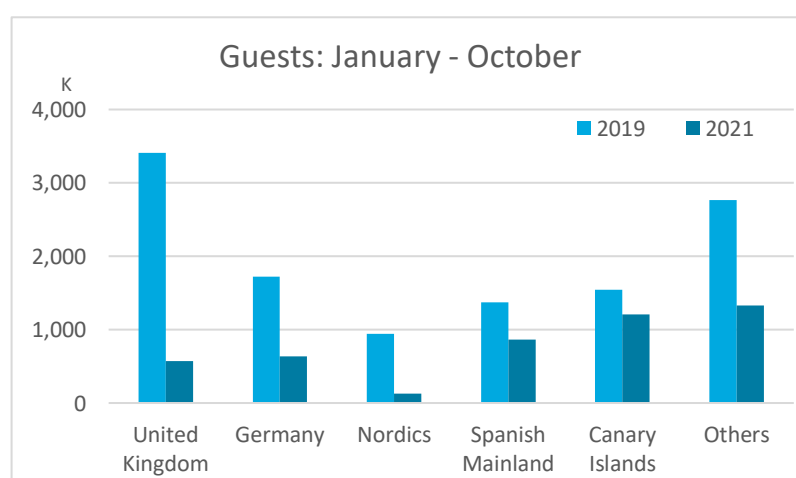


LENGHT OF STAY

	Breakdown by accommodation type											
	TOTAL				Hotels				Apartments			
	Abroad	Mainland	Canary Islands	Total	Abroad	Mainland	Canary Islands	Total	Abroad	Mainland	Canary Islands	Total
Jan-Oct19	8.3	5.2	3.5	7.3	7.9	5.1	3.1	7.0	9.2	5.9	4.2	8.1
Jan-Oct21	7.6	4.8	3.4	6.0	7.4	4.7	3.1	5.9	8.2	5.5	4.2	6.5
Change	-0.7	-0.4	-0.1	-1.3	-0.5	-0.4	0.0	-1.1	-1.1	-0.4	0.0	-1.6



GUESTS AND BEDNIGHTS BY PLACE OF RESIDENCE

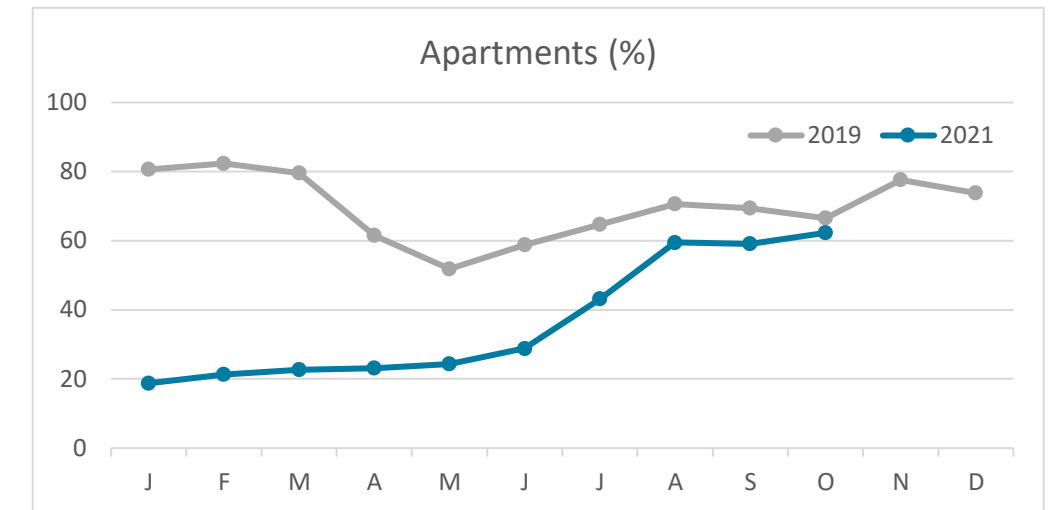
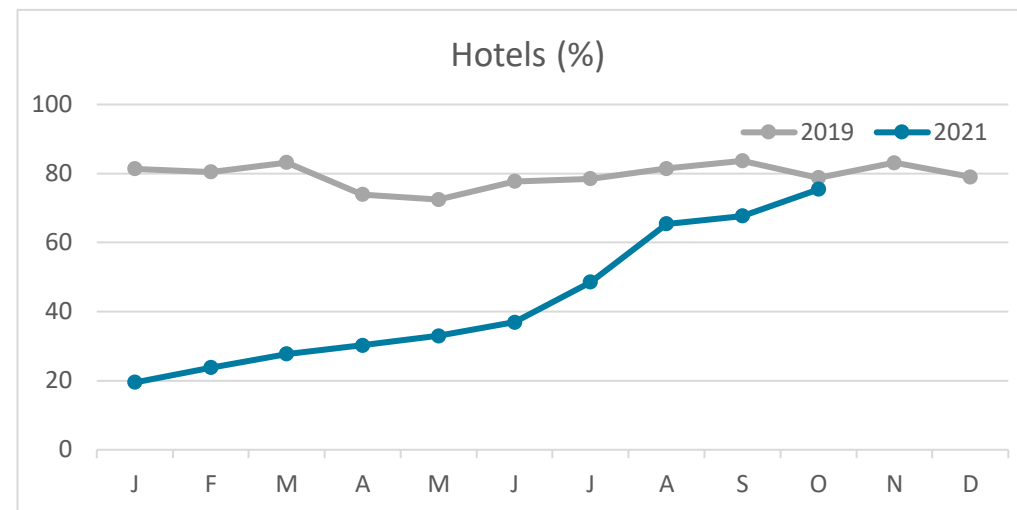
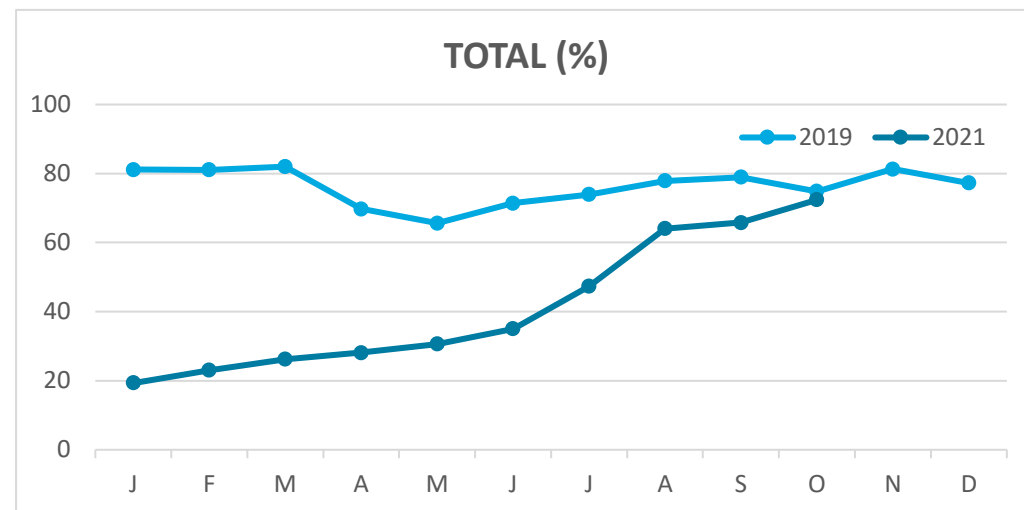


Note: LZ* (Lanzarote), FV* (Fuerteventura), GC* (Gran Canaria), TF* (Tenerife), LG* (La Gomera), LP* (La Palma) and EH* (El Hierro). TOTAL does not coincide with the sum of hotel and non-hotel accommodations, since only aggregate data was published in April 2020.

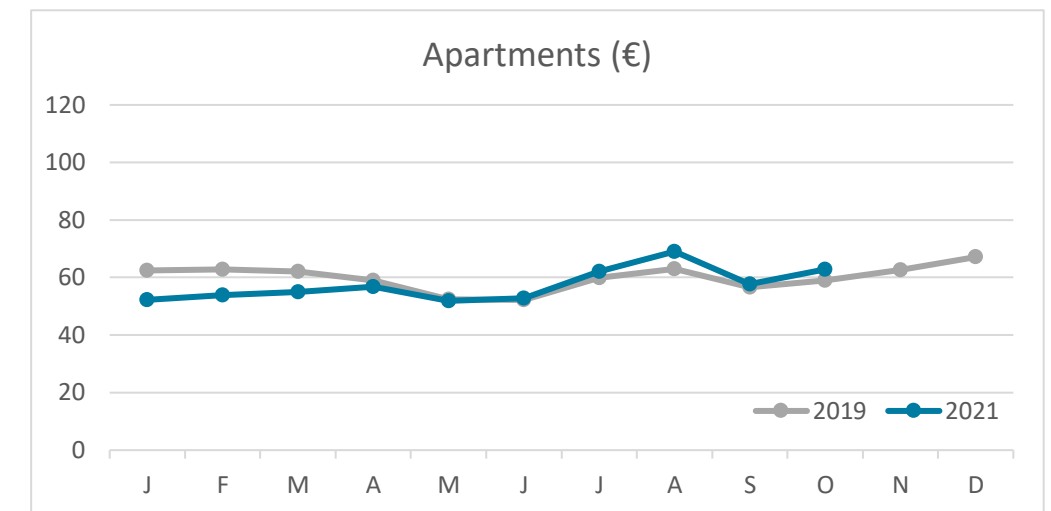
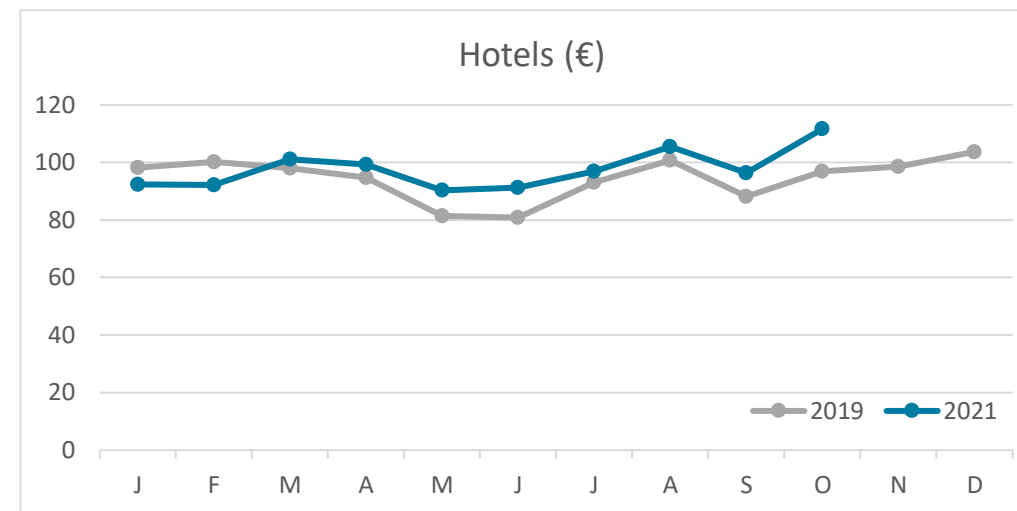
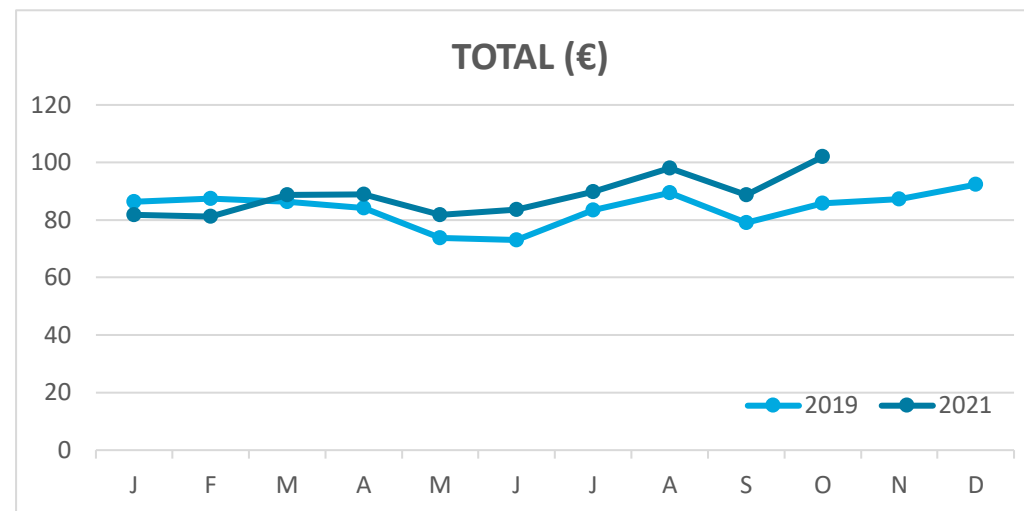
Main tourist accommodation indicators CANARY ISLANDS (January - October 2021)



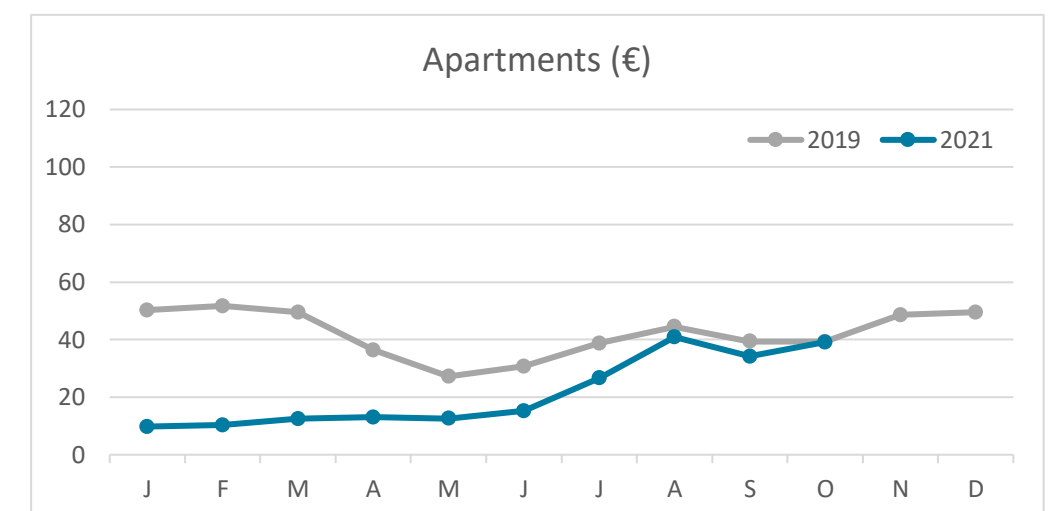
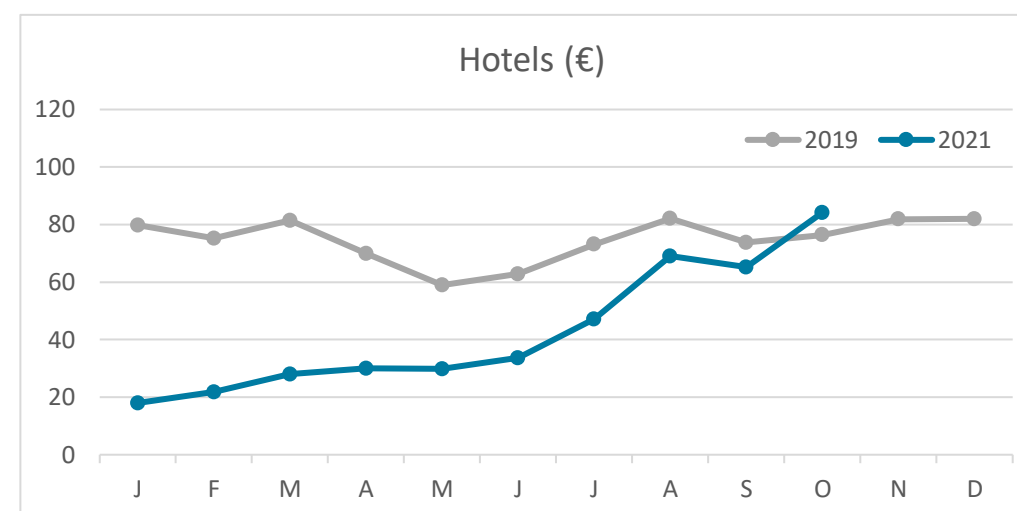
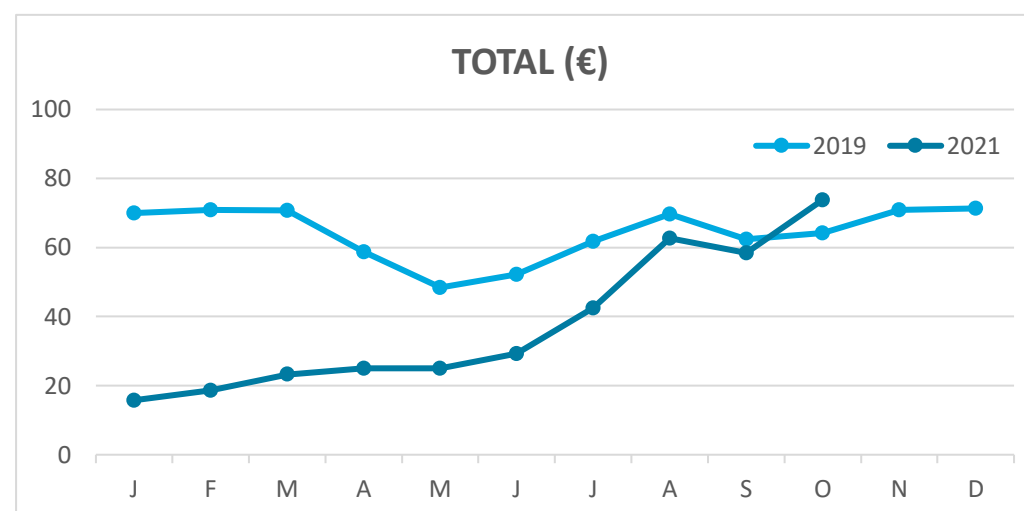
OCCUPANCY RATE PER ROOM / APARTMENT



ADR (Average Daily Rate)



REVPAR (Revenue Per Available Room)



Note: "Guests indicator" refers to number of guests checking in as new arrivals.
Source: Encuestas de Alojamiento Turístico (ISTAC)