

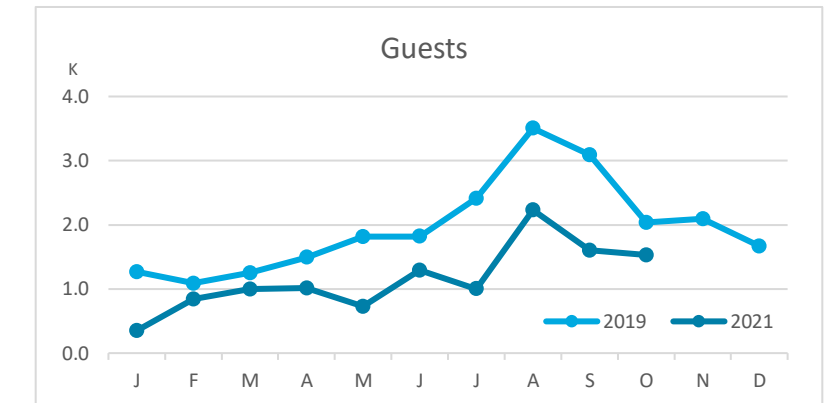
Main tourist accommodation indicators

EL HIERRO (January - October 2021)



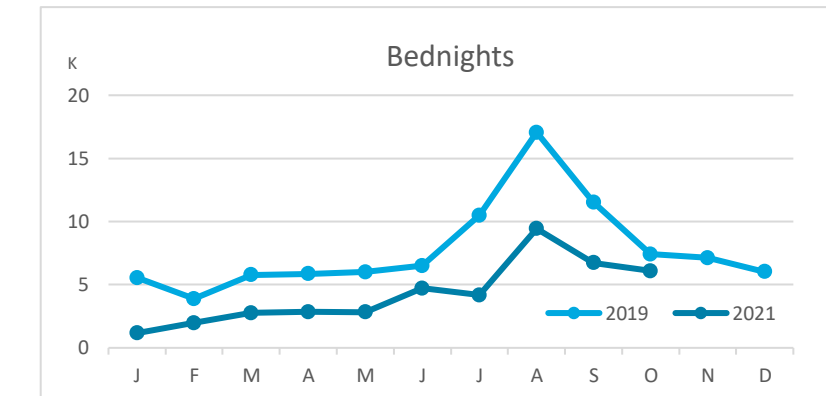
GUESTS BY ACCOMMODATION TYPE (*)

	Breakdown by accommodation type											
	TOTAL				Hotels				Apartments			
	Abroad	Mainland	Canary Islands	Total	Abroad	Mainland	Canary Islands	Total	Abroad	Mainland	Canary Islands	Total
Jan-Oct19	3,093	2,499	14,200	19,792	2,331	1,964	5,600	9,895	762	535	8,600	9,897
Jan-Oct21	1,207	3,224	7,153	11,584	1,047	2,948	3,139	7,134	160	276	4,014	4,450
Change	-1,886	725	-7,047	-8,208	-1,284	984	-2,461	-2,761	-602	-259	-4,586	-5,447
Change, %	-61.0%	29.0%	-49.6%	-41.5%	-55.1%	50.1%	-43.9%	-27.9%	-79.0%	-48.4%	-53.3%	-55.0%



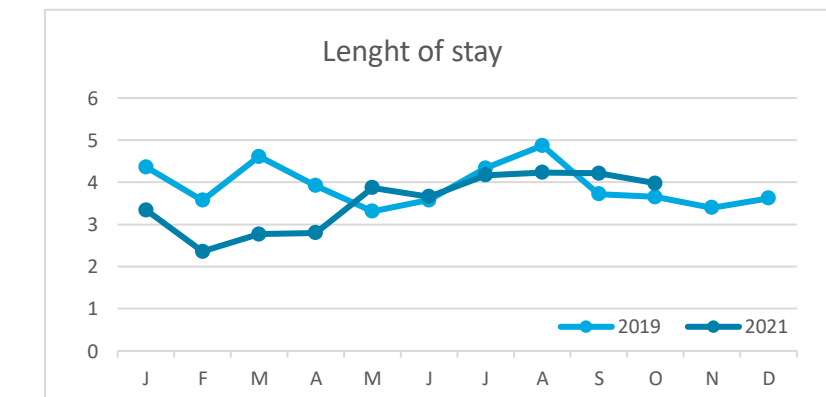
BEDNIGHTS

	Breakdown by accommodation type											
	TOTAL				Hotels				Apartments			
	Abroad	Mainland	Canary Islands	Total	Abroad	Mainland	Canary Islands	Total	Abroad	Mainland	Canary Islands	Total
Jan-Oct19	14,390	11,518	54,178	80,086	10,558	9,109	20,172	39,839	3,832	2,409	34,006	40,247
Jan-Oct21	4,404	14,031	24,300	42,735	3,650	12,727	7,991	24,368	754	1,304	16,309	18,367
Change	-9,986	2,513	-29,878	-37,351	-6,908	3,618	-12,181	-15,471	-3,078	-1,105	-17,697	-21,880
Change, %	-69.4%	21.8%	-55.1%	-46.6%	-65.4%	39.7%	-60.4%	-38.8%	-80.3%	-45.9%	-52.0%	-54.4%

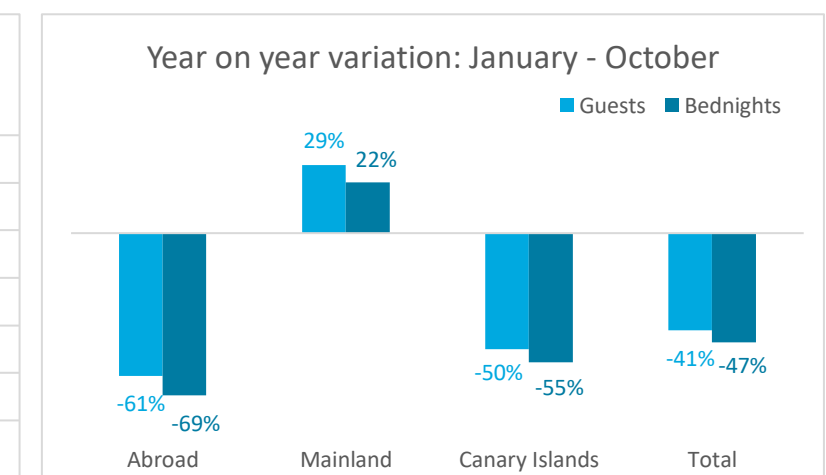
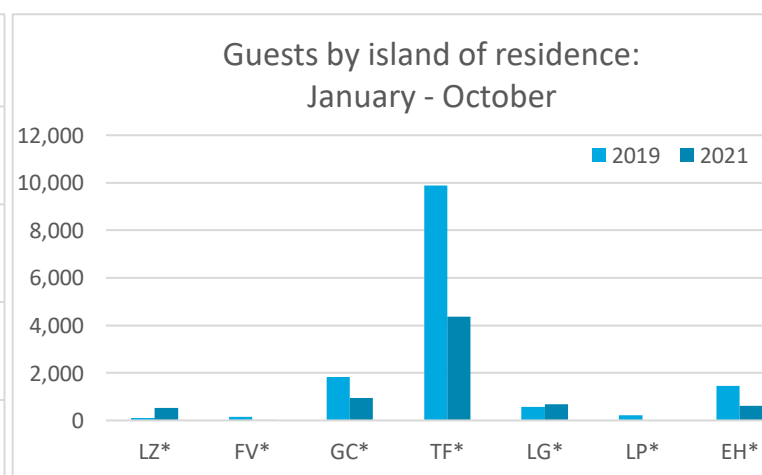
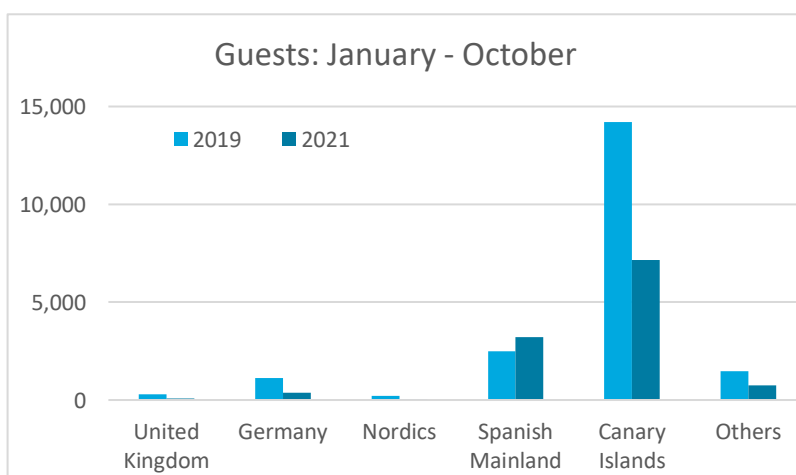


LENGHT OF STAY

	Breakdown by accommodation type											
	TOTAL				Hotels				Apartments			
	Abroad	Mainland	Canary Islands	Total	Abroad	Mainland	Canary Islands	Total	Abroad	Mainland	Canary Islands	Total
Jan-Oct19	4.7	4.6	3.8	4.0	4.5	4.6	3.6	4.0	5.0	4.5	4.0	4.1
Jan-Oct21	3.6	4.4	3.4	3.7	3.5	4.3	2.5	3.4	4.7	4.7	4.1	4.1
Change	-1.0	-0.3	-0.4	-0.4	-1.0	-0.3	-1.1	-0.6	-0.3	0.2	0.1	0.1



GUESTS AND BEDNIGHTS BY PLACE OF RESIDENCE

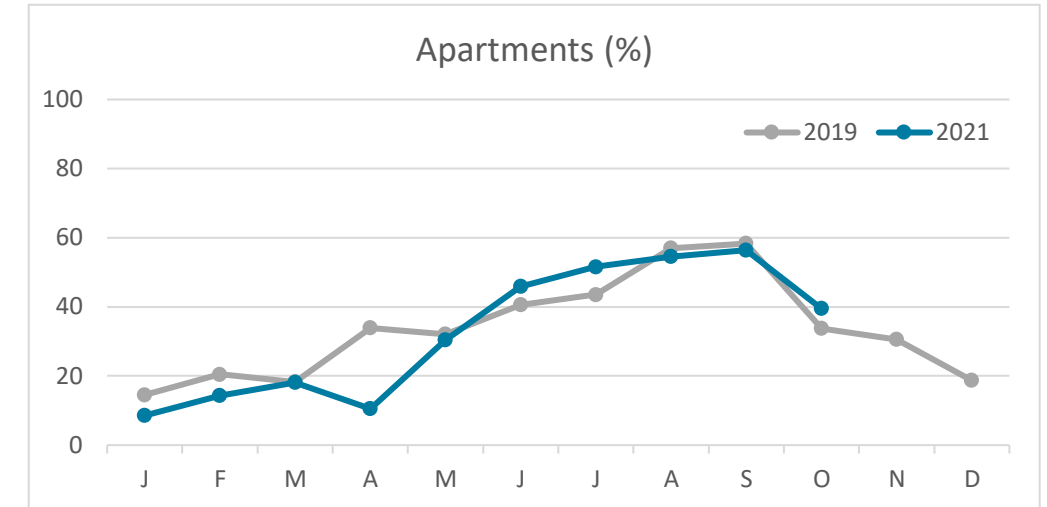
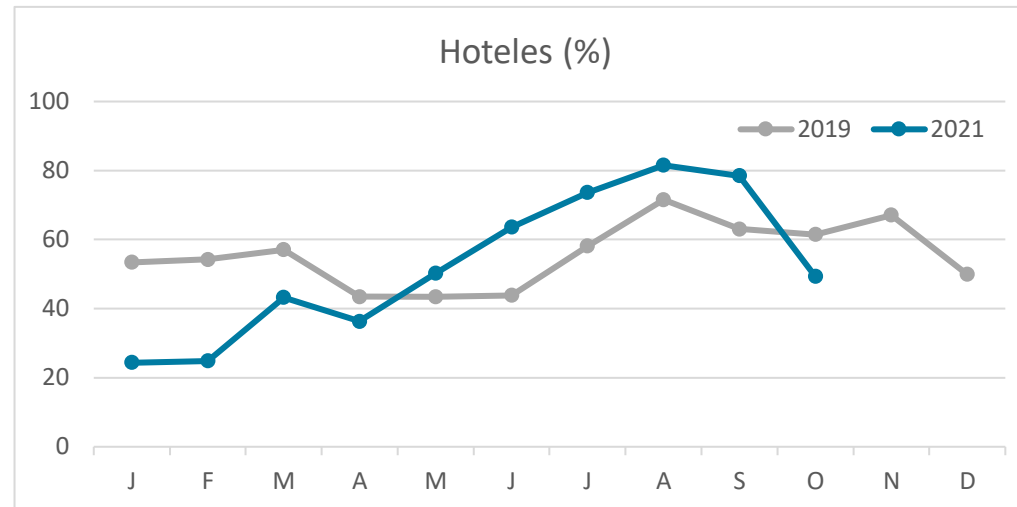
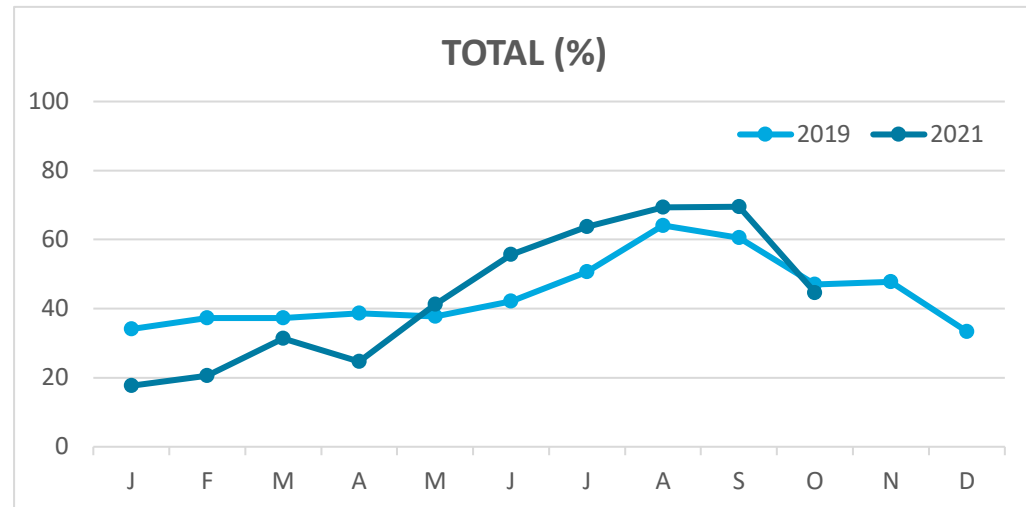


Note: LZ* (Lanzarote), FV* (Fuerteventura), GC* (Gran Canaria), TF* (Tenerife), LG* (La Gomera), LP* (La Palma) and EH* (El Hierro).
 TOTAL does not coincide with the sum of hotel and non-hotel accommodations, since between April and July 2020 the breakdown by islands was not published.

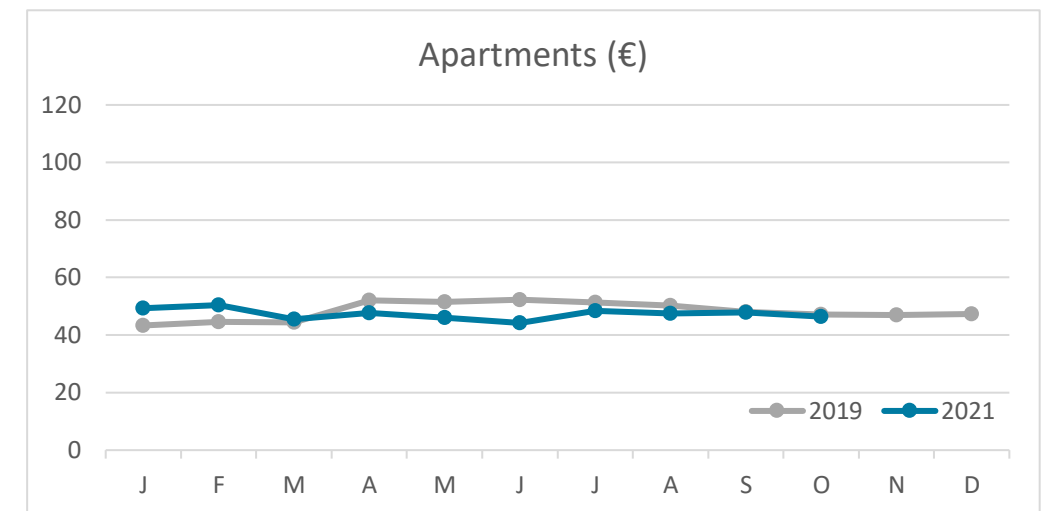
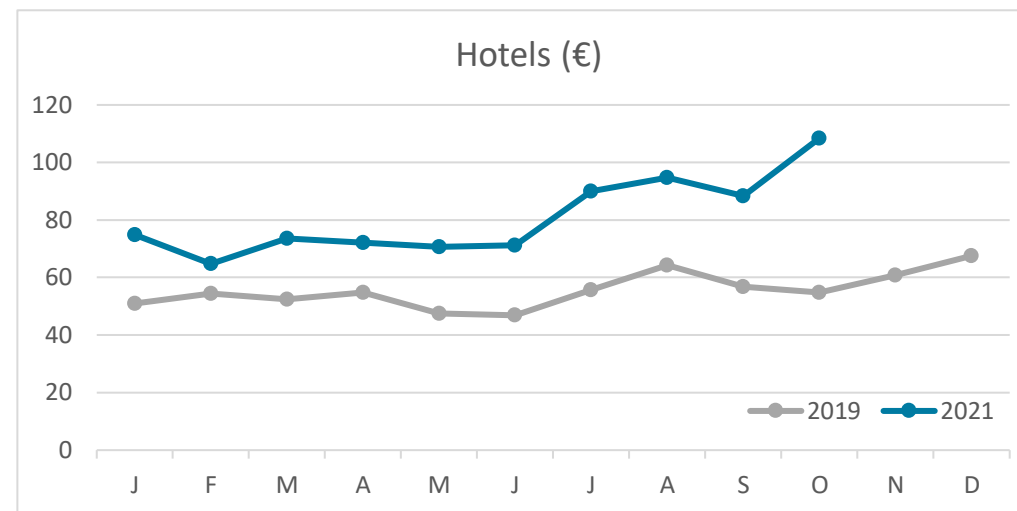
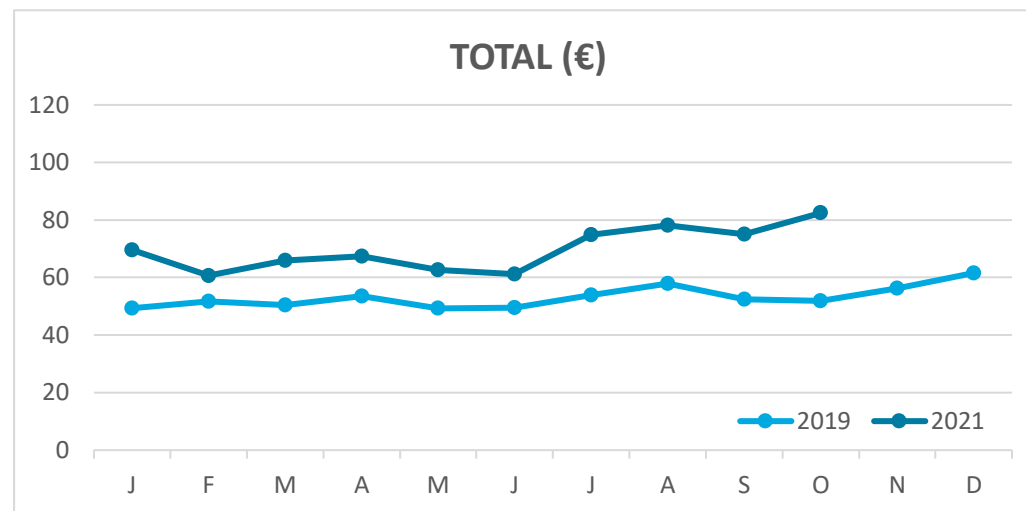
Main tourist accommodation indicators EL HIERRO (January - October 2021)



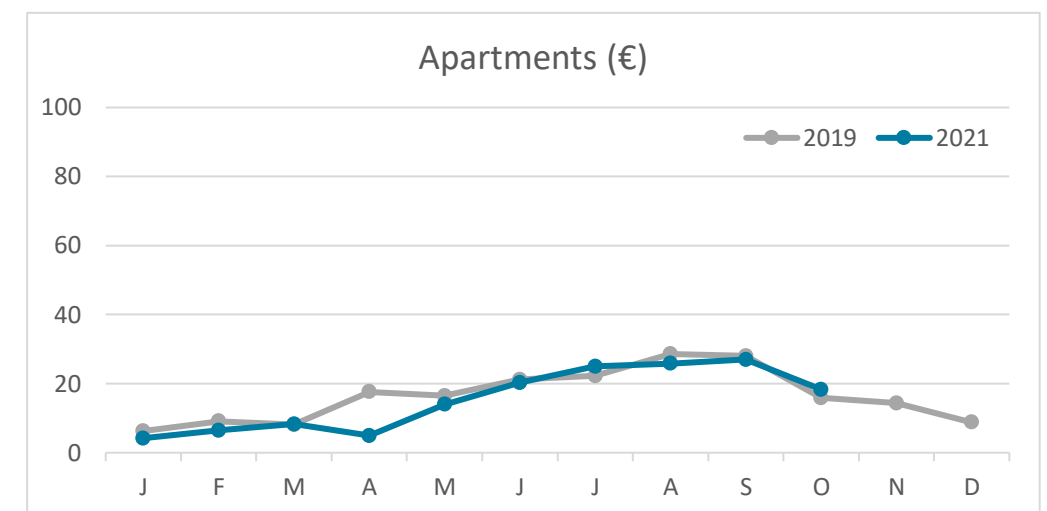
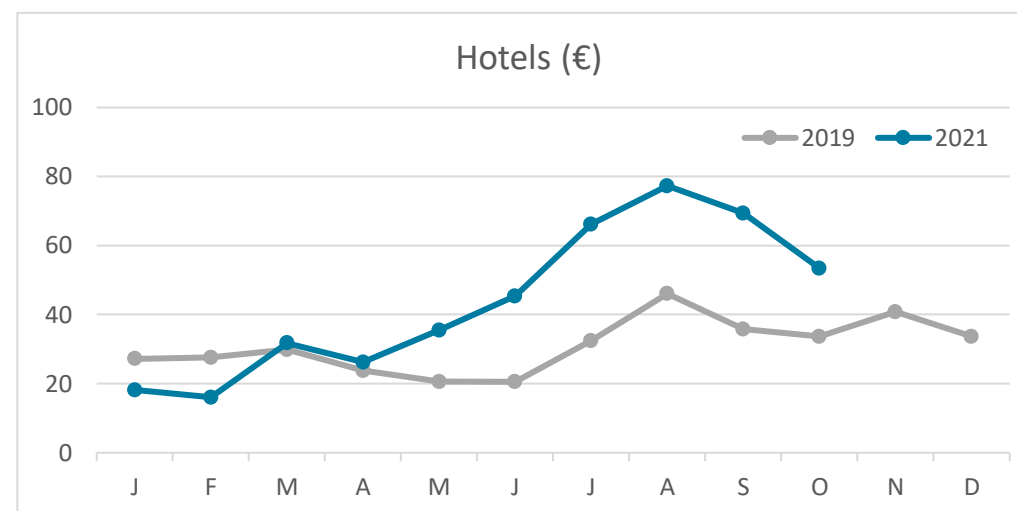
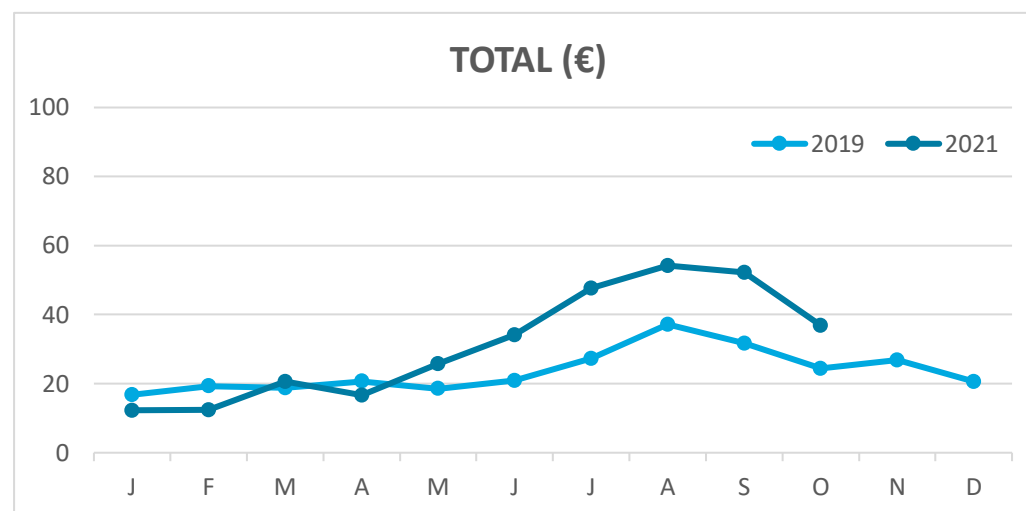
OCCUPANCY RATE PER ROOM / APARTMENT



ADR (Average Daily Rate)



REVPAR (Revenue Per Available Room)



Note: "Guests indicator" refers to number of guests checking in as new arrivals.
Source: Encuestas de Alojamiento Turístico (ISTAC)