

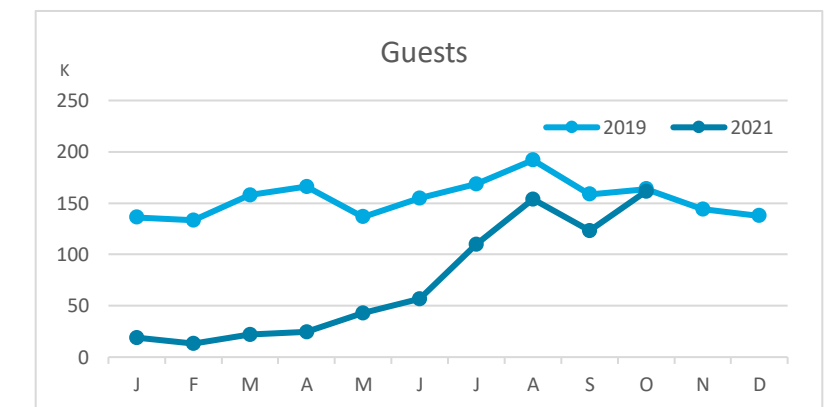
Main tourist accommodation indicators

FUERTEVENTURA (January - October 2021)



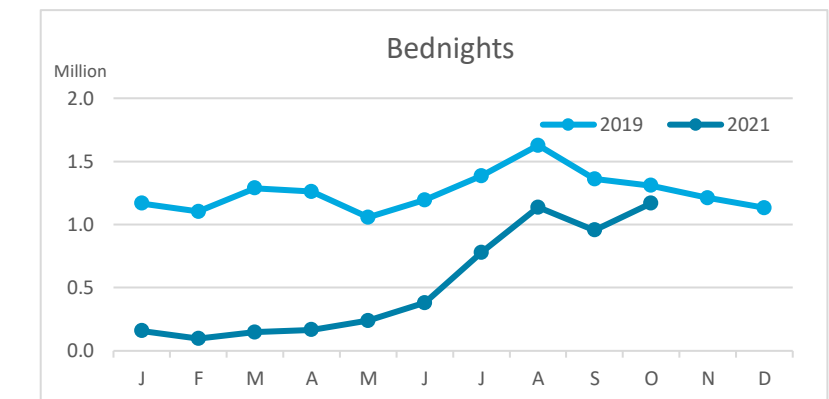
GUESTS BY ACCOMMODATION TYPE (*)

	Breakdown by accommodation type											
	TOTAL				Hotels				Apartments			
	Abroad	Mainland	Canary Islands	Total	Abroad	Mainland	Canary Islands	Total	Abroad	Mainland	Canary Islands	Total
Jan-Oct19	1,317,363	116,128	134,538	1,568,029	1,117,816	91,436	94,050	1,303,302	199,547	24,692	40,488	264,727
Jan-Oct21	528,166	93,965	105,109	727,240	475,149	69,721	84,081	628,951	53,017	24,244	21,028	98,289
Change	-789,197	-22,163	-29,429	-840,789	-642,667	-21,715	-9,969	-674,351	-146,530	-448	-19,460	-166,438
Change, %	-59.9%	-19.1%	-21.9%	-53.6%	-57.5%	-23.7%	-10.6%	-51.7%	-73.4%	-1.8%	-48.1%	-62.9%



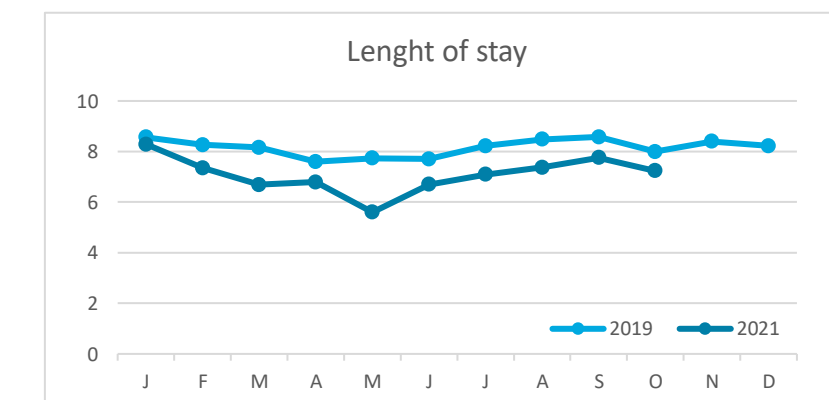
BEDNIGHTS

	Breakdown by accommodation type											
	TOTAL				Hotels				Apartments			
	Abroad	Mainland	Canary Islands	Total	Abroad	Mainland	Canary Islands	Total	Abroad	Mainland	Canary Islands	Total
Jan-Oct19	11,510,528	646,056	600,411	12,756,995	9,395,261	499,548	345,999	10,240,808	2,115,267	146,508	254,412	2,516,187
Jan-Oct21	4,305,380	485,695	439,681	5,230,756	3,852,418	374,711	348,927	4,576,056	452,962	110,984	90,754	654,700
Change	-7,205,148	-160,361	-160,730	-7,526,239	-5,542,843	-124,837	2,928	-5,664,752	-1,662,305	-35,524	-163,658	-1,861,487
Change, %	-62.6%	-24.8%	-26.8%	-59.0%	-59.0%	-25.0%	0.8%	-55.3%	-78.6%	-24.2%	-64.3%	-74.0%

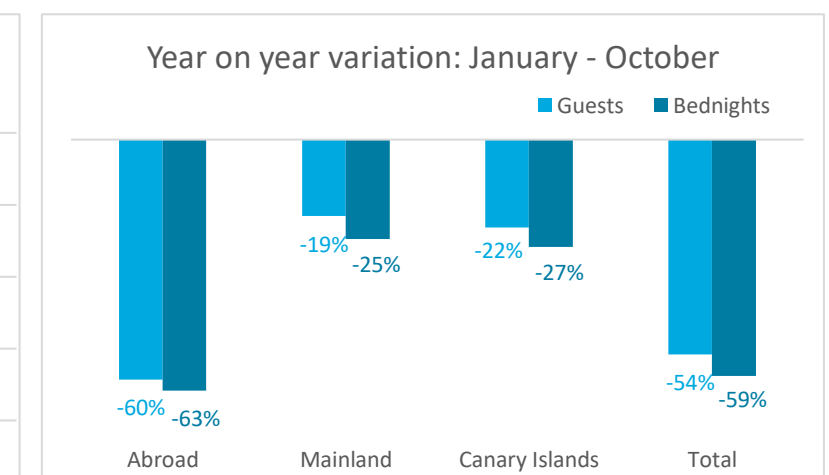
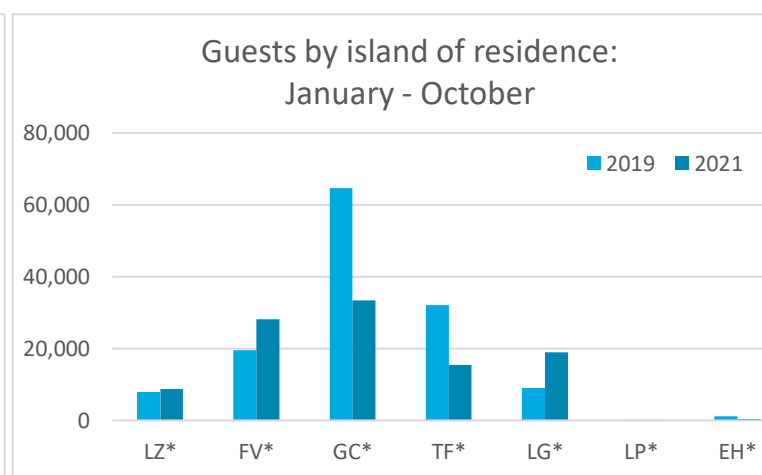
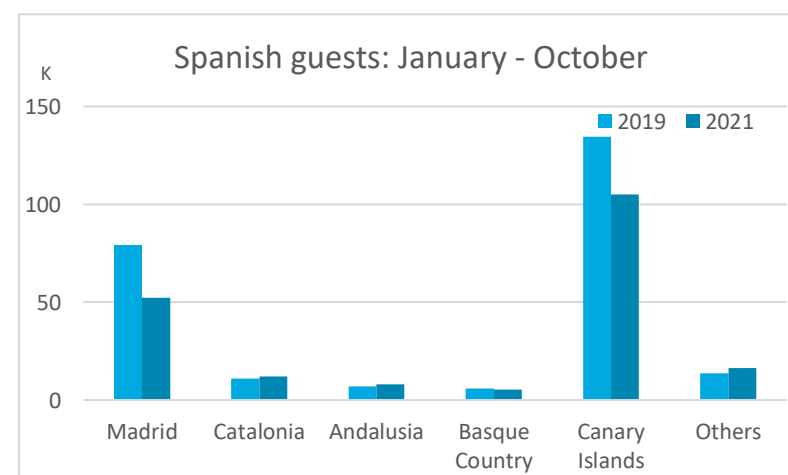
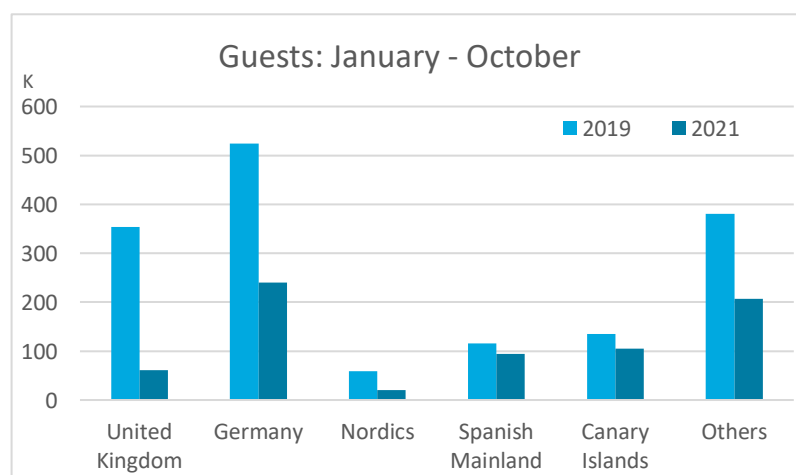


LENGHT OF STAY

	Breakdown by accommodation type											
	TOTAL				Hotels				Apartments			
	Abroad	Mainland	Canary Islands	Total	Abroad	Mainland	Canary Islands	Total	Abroad	Mainland	Canary Islands	Total
Jan-Oct19	8.7	5.6	4.5	8.1	8.4	5.5	3.7	7.9	10.6	5.9	6.3	9.5
Jan-Oct21	8.2	5.2	4.2	7.2	8.1	5.4	4.1	7.3	8.5	4.6	4.3	6.7
Change	-0.6	-0.4	-0.3	-0.9	-0.3	-0.1	0.5	-0.6	-2.1	-1.4	-2.0	-2.8



GUESTS AND BEDNIGHTS BY PLACE OF RESIDENCE

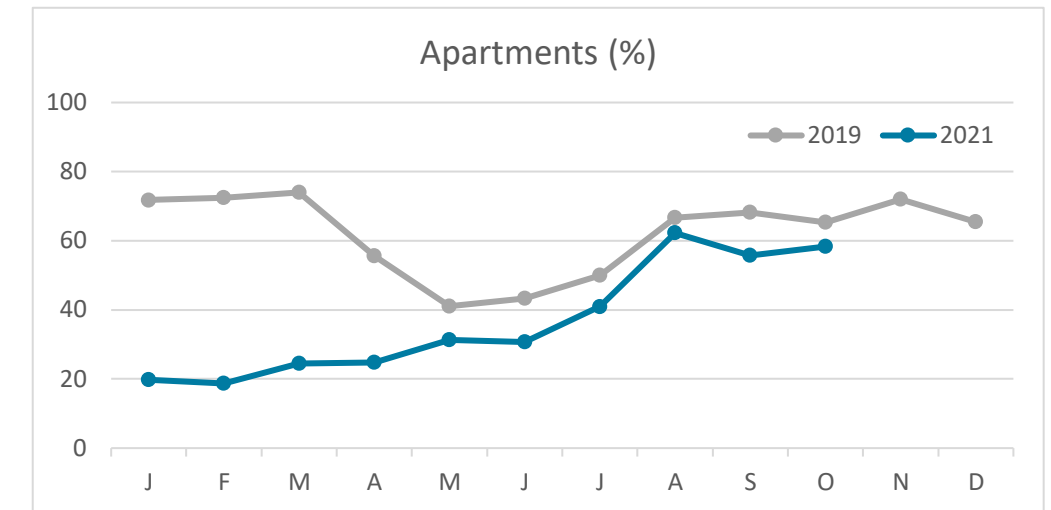
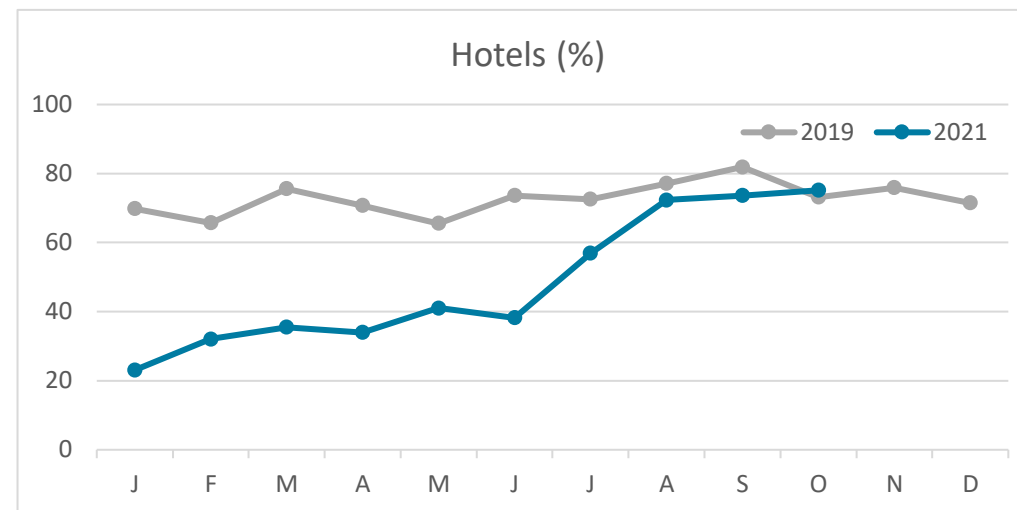
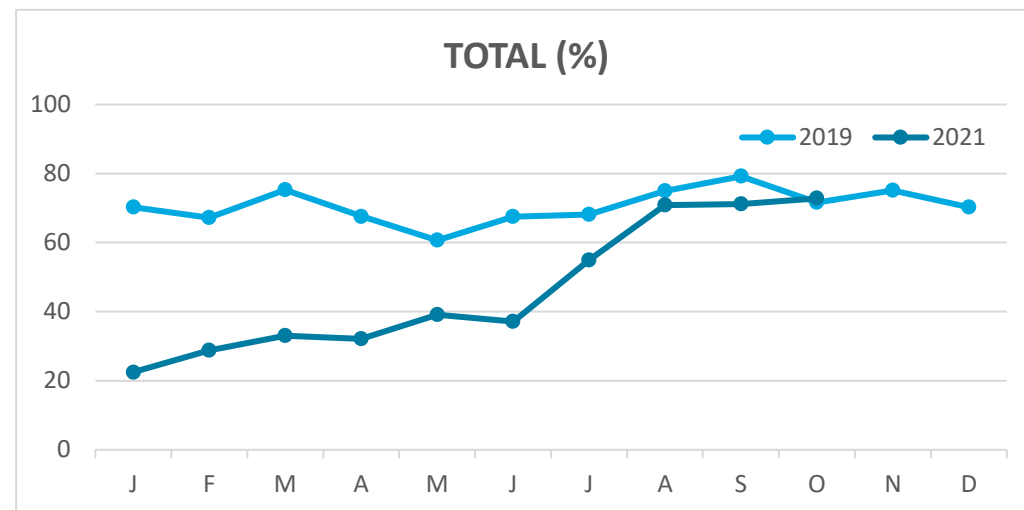


Note: LZ* (Lanzarote), FV* (Fuerteventura), GC* (Gran Canaria), TF* (Tenerife), LG* (La Gomera), LP* (La Palma) and EH* (El Hierro).
 TOTAL does not coincide with the sum of hotel and non-hotel accommodations, since between April and July 2020 the breakdown by islands was not published.

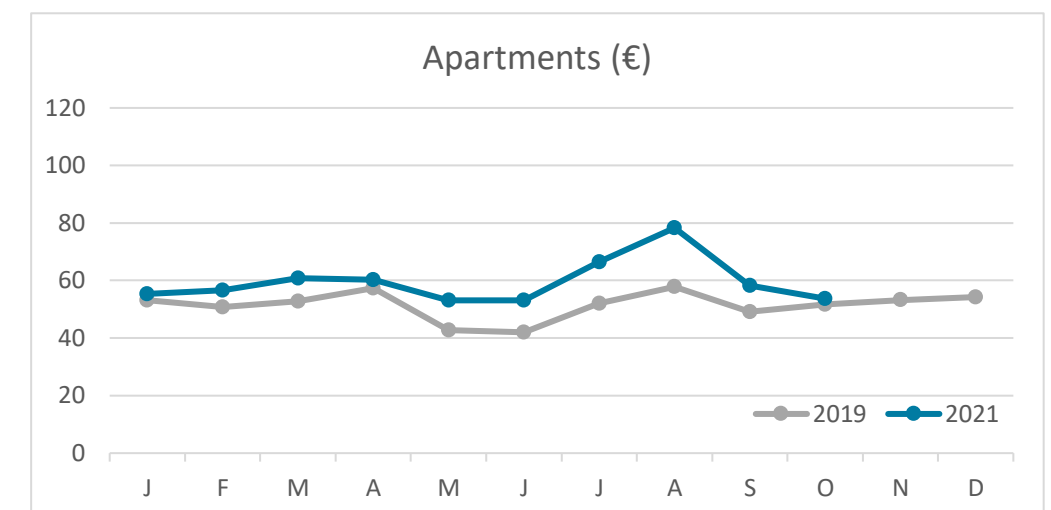
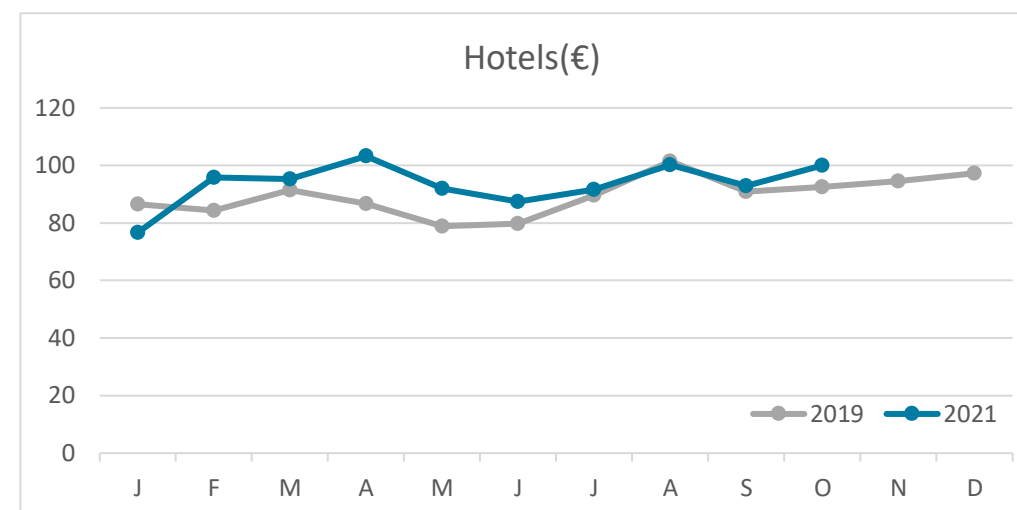
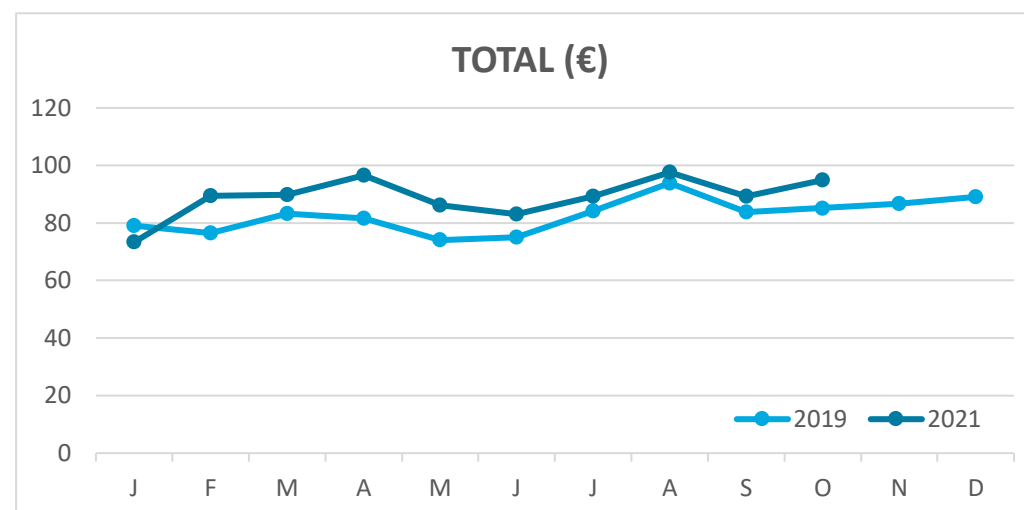
Main tourist accommodation indicators FUERTEVENTURA (January - October 2021)



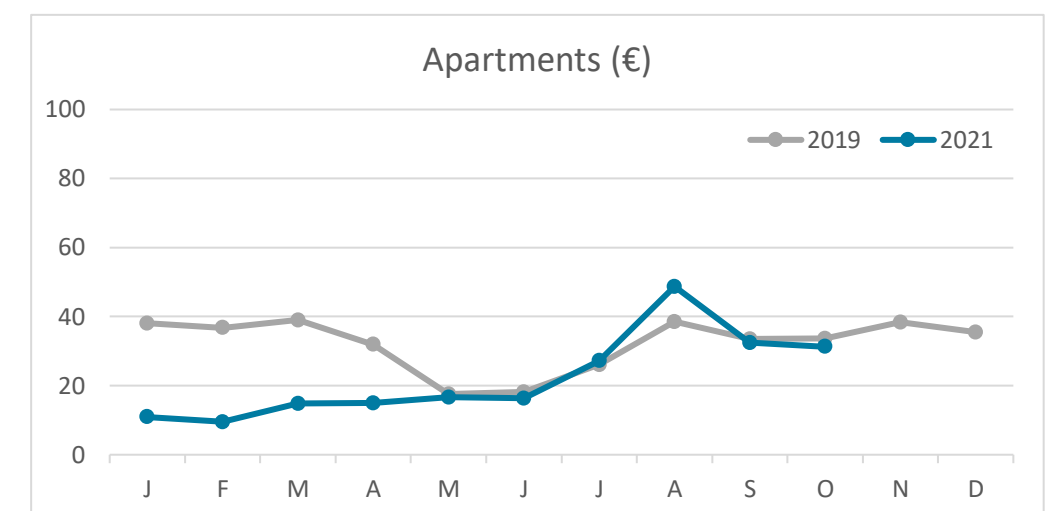
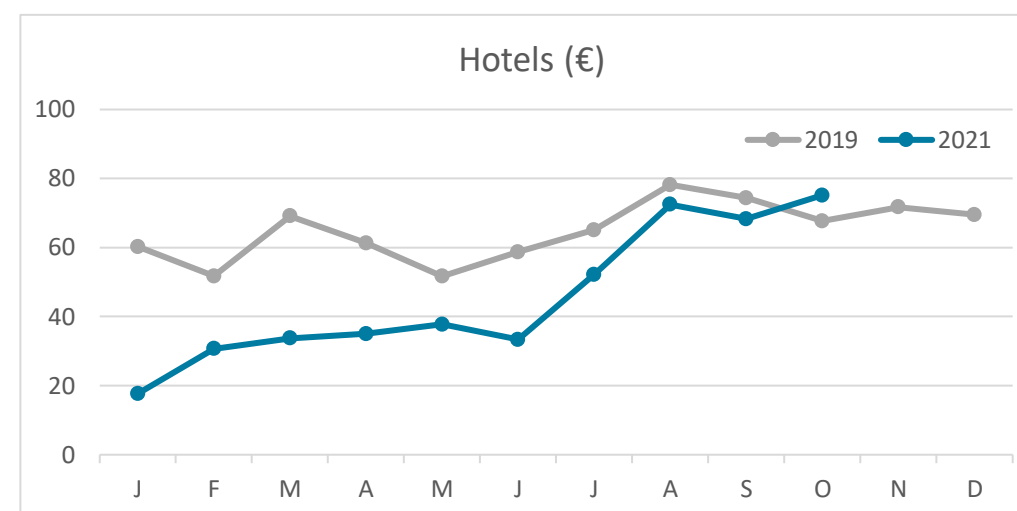
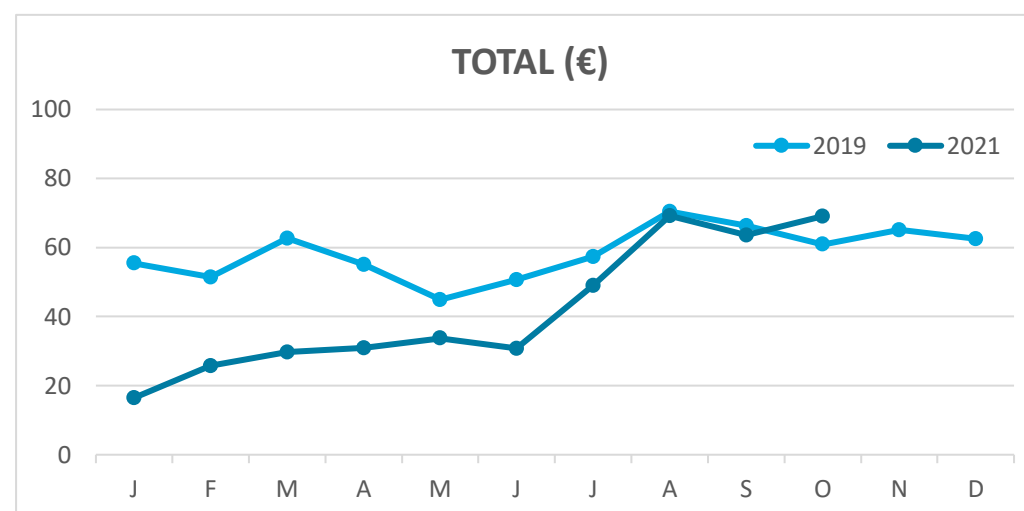
OCCUPANCY RATE PER ROOM / APARTMENT



ADR (Average Daily Rate)



REVPAR (Revenue Per Available Room)



Note: "Guests indicator" refers to number of guests checking in as new arrivals.
Source: Encuestas de Alojamiento Turístico (ISTAC)