

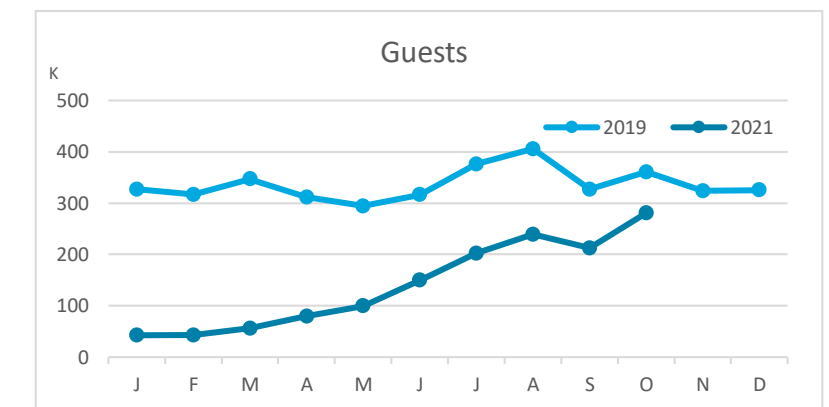
Main tourist accommodation indicators

GRAN CANARIA (January - October 2021)



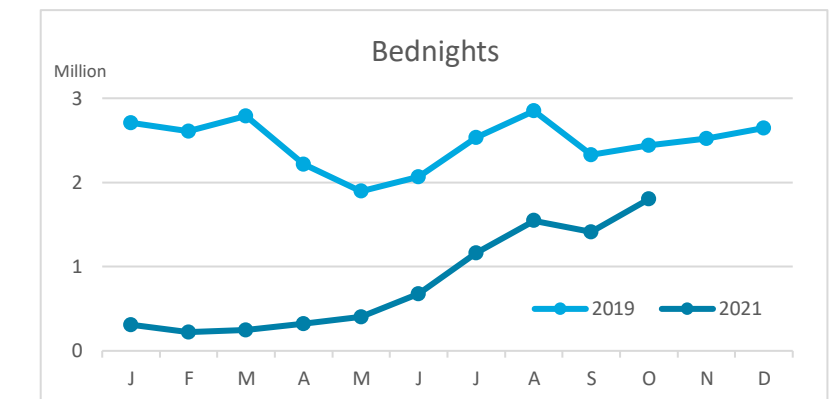
GUESTS BY ACCOMMODATION TYPE (*)

	Breakdown by accommodation type											
	TOTAL				Hotels				Apartments			
	Abroad	Mainland	Canary Islands	Total	Abroad	Mainland	Canary Islands	Total	Abroad	Mainland	Canary Islands	Total
Jan-Oct19	2,265,199	429,123	689,654	3,383,976	1,577,937	291,965	379,969	2,249,871	687,262	137,158	309,685	1,134,105
Jan-Oct21	671,330	200,773	533,094	1,405,197	553,189	183,317	379,135	1,115,641	118,141	17,456	153,959	289,556
Change	-1,593,869	-228,350	-156,560	-1,978,779	-1,024,748	-108,648	-834	-1,134,230	-569,121	-119,702	-155,726	-844,549
Change, %	-70.4%	-53.2%	-22.7%	-58.5%	-64.9%	-37.2%	-0.2%	-50.4%	-82.8%	-87.3%	-50.3%	-74.5%



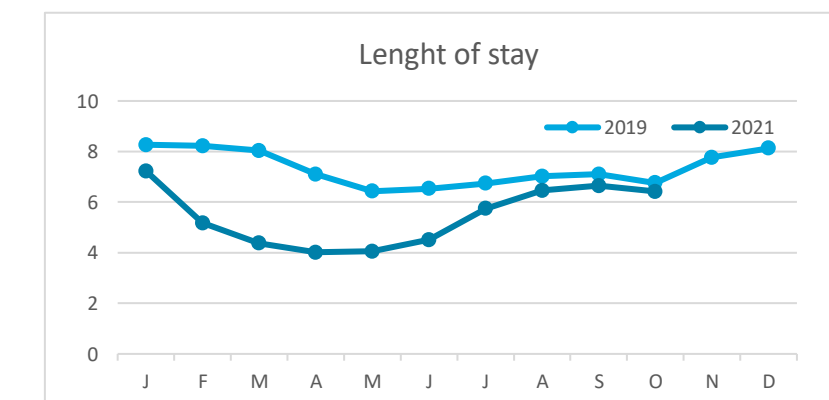
BEDNIGHTS

	Breakdown by accommodation type											
	TOTAL				Hotels				Apartments			
	Abroad	Mainland	Canary Islands	Total	Abroad	Mainland	Canary Islands	Total	Abroad	Mainland	Canary Islands	Total
Jan-Oct19	19,929,253	2,102,439	2,400,411	24,432,103	13,025,660	1,288,757	1,172,198	15,486,615	6,903,593	813,682	1,228,213	8,945,488
Jan-Oct21	5,257,958	883,684	1,957,826	8,099,468	4,167,581	778,414	1,232,955	6,178,950	1,090,377	105,270	724,871	1,920,518
Change	-14,671,295	-1,218,755	-442,585	-16,332,635	-8,858,079	-510,343	60,757	-9,307,665	-5,813,216	-708,412	-503,342	-7,024,970
Change, %	-73.6%	-58.0%	-18.4%	-66.8%	-68.0%	-39.6%	5.2%	-60.1%	-84.2%	-87.1%	-41.0%	-78.5%

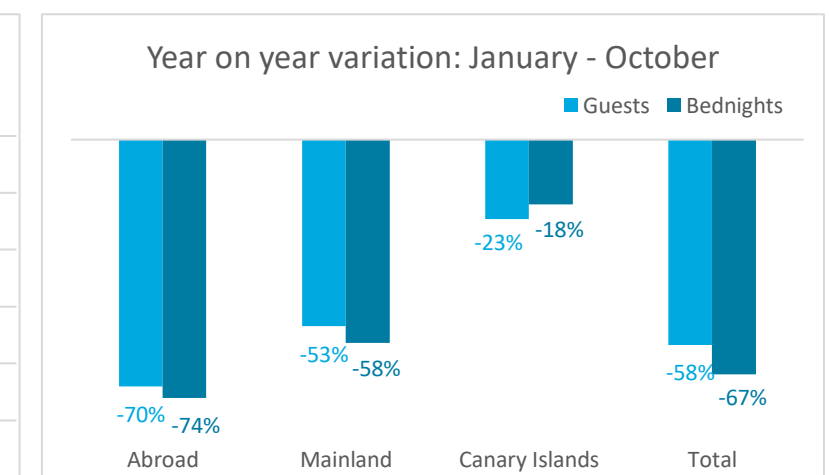
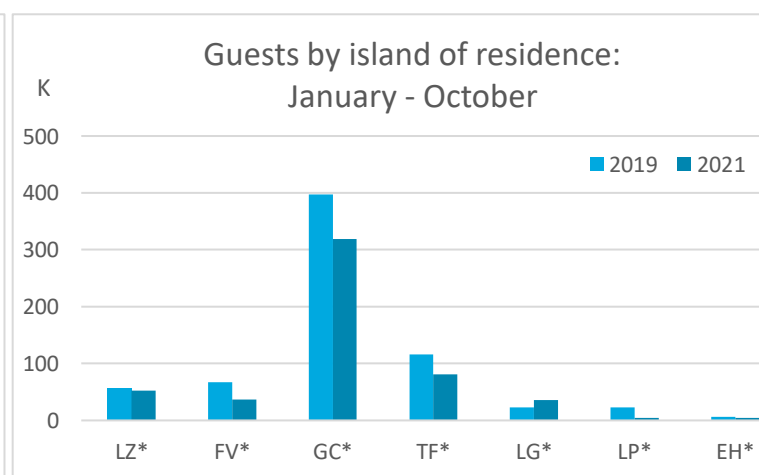
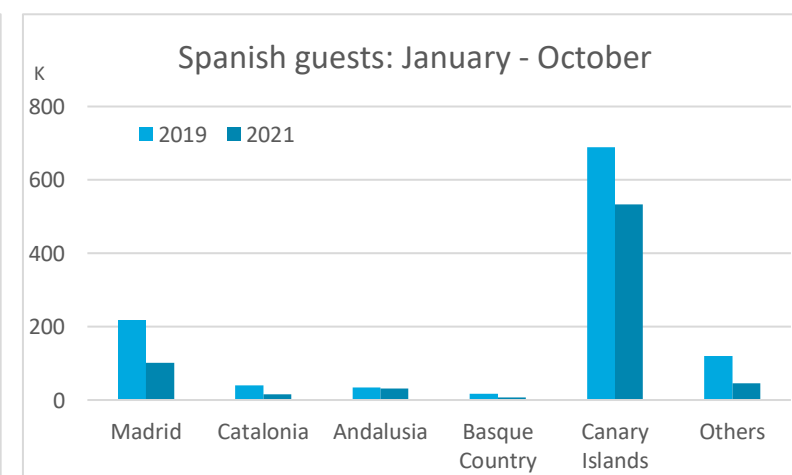
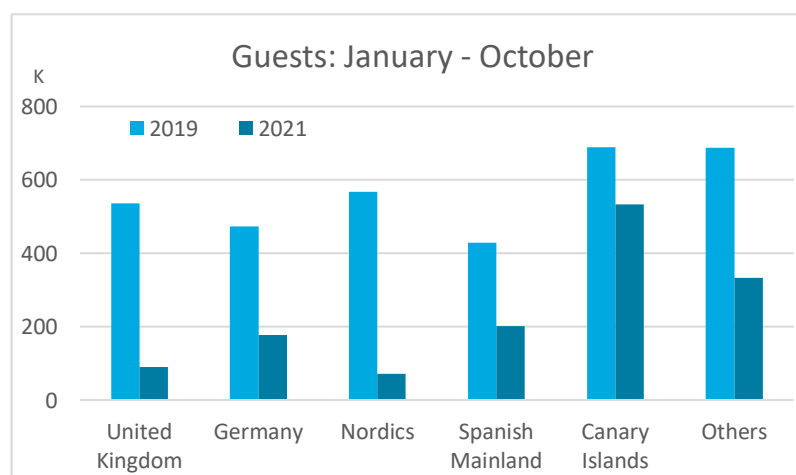


LENGHT OF STAY

	Breakdown by accommodation type											
	TOTAL				Hotels				Apartments			
	Abroad	Mainland	Canary Islands	Total	Abroad	Mainland	Canary Islands	Total	Abroad	Mainland	Canary Islands	Total
Jan-Oct19	8.8	4.9	3.5	7.2	8.3	4.4	3.1	6.9	10.0	5.9	4.0	7.9
Jan-Oct21	7.8	4.4	3.7	5.8	7.5	4.2	3.3	5.5	9.2	6.0	4.7	6.6
Change	-1.0	-0.5	0.2	-1.5	-0.7	-0.2	0.2	-1.3	-0.8	0.1	0.7	-1.3



GUESTS AND BEDNIGHTS BY PLACE OF RESIDENCE

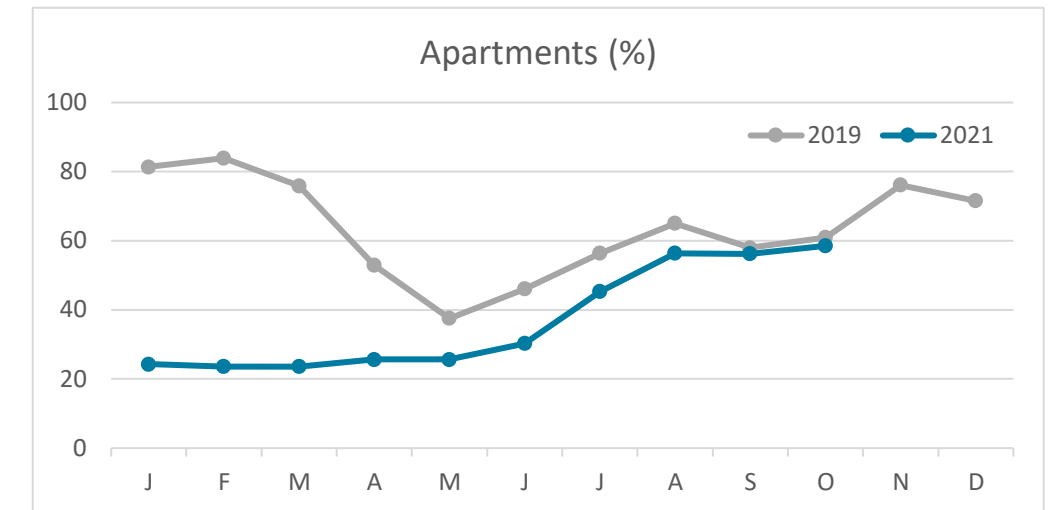
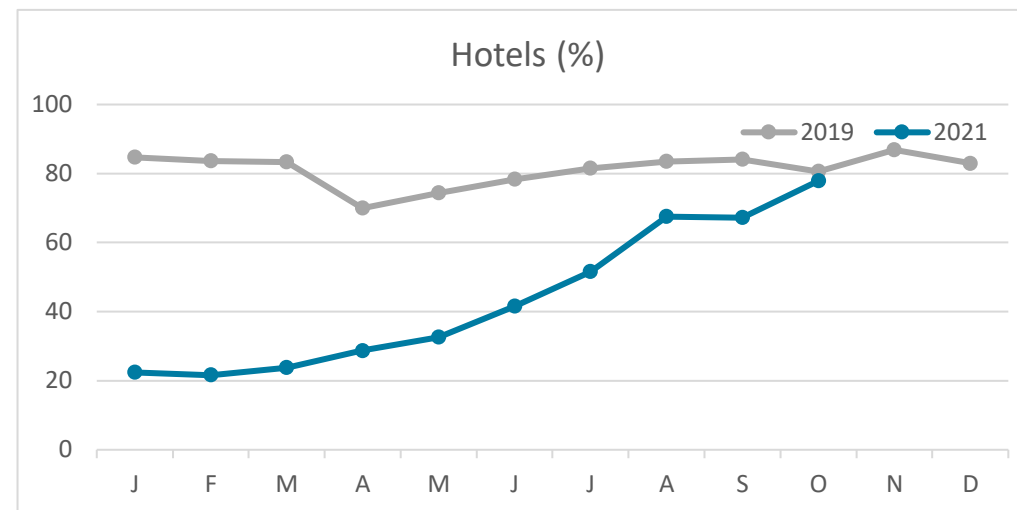
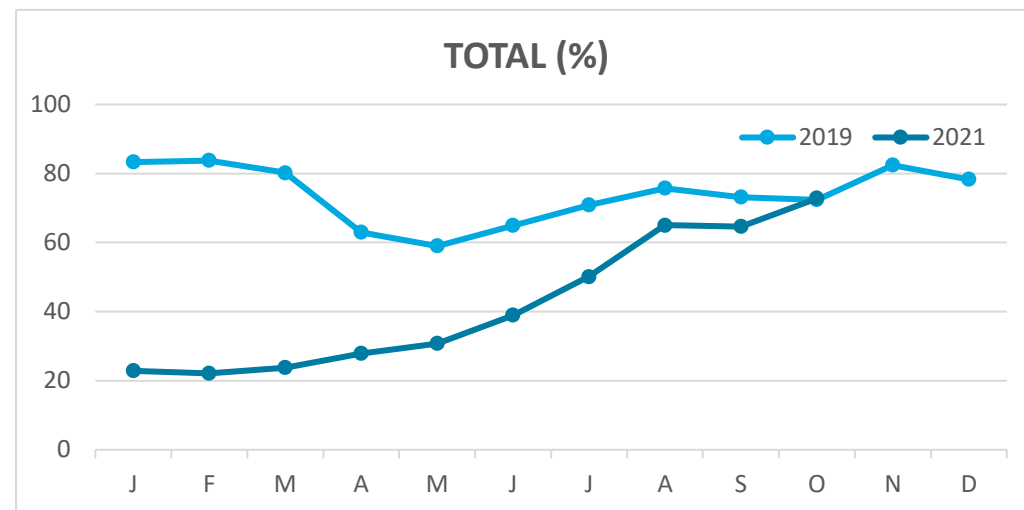


Note: LZ* (Lanzarote), FV* (Fuerteventura), GC* (Gran Canaria), TF* (Tenerife), LG* (La Gomera), LP* (La Palma) and EH* (El Hierro).
TOTAL does not coincide with the sum of hotel and non-hotel accommodations, since between April and July 2020 the breakdown by islands was not published.

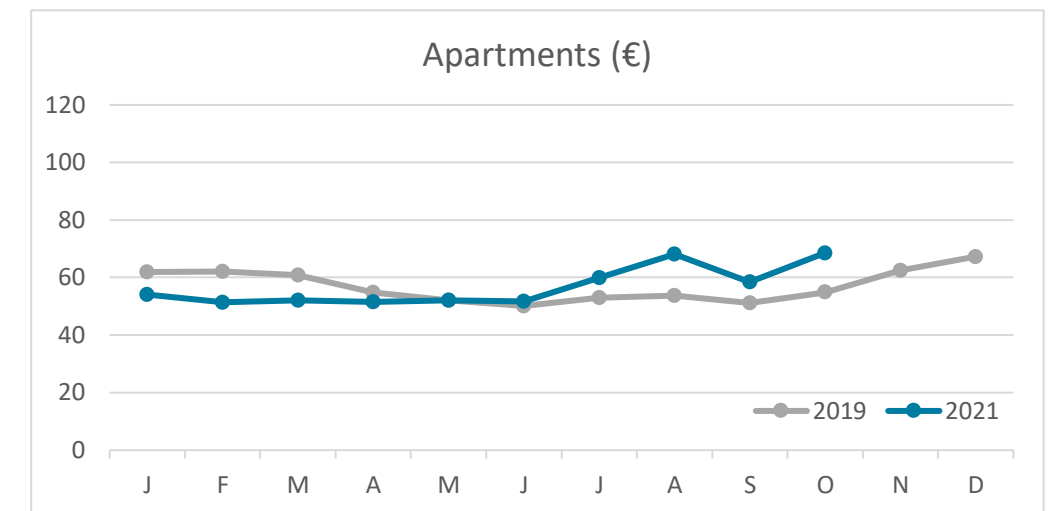
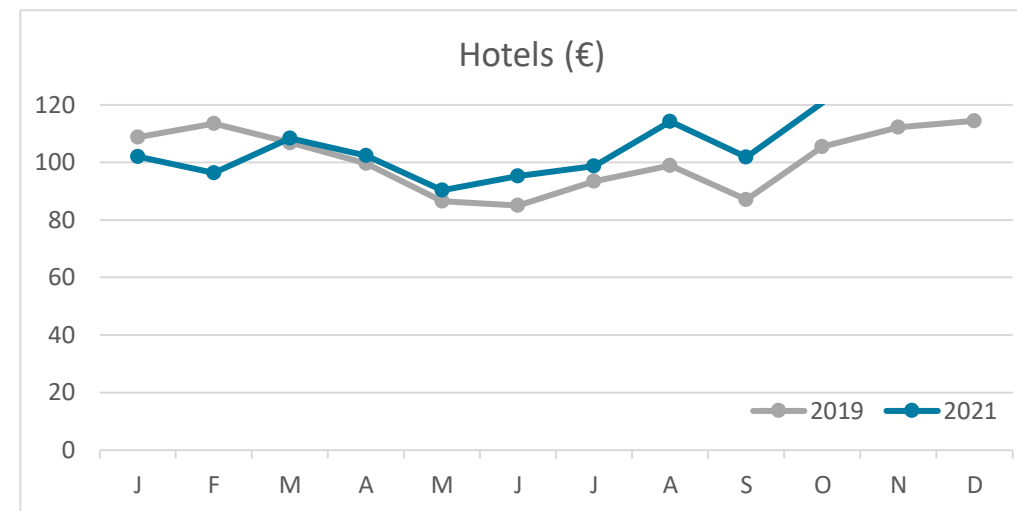
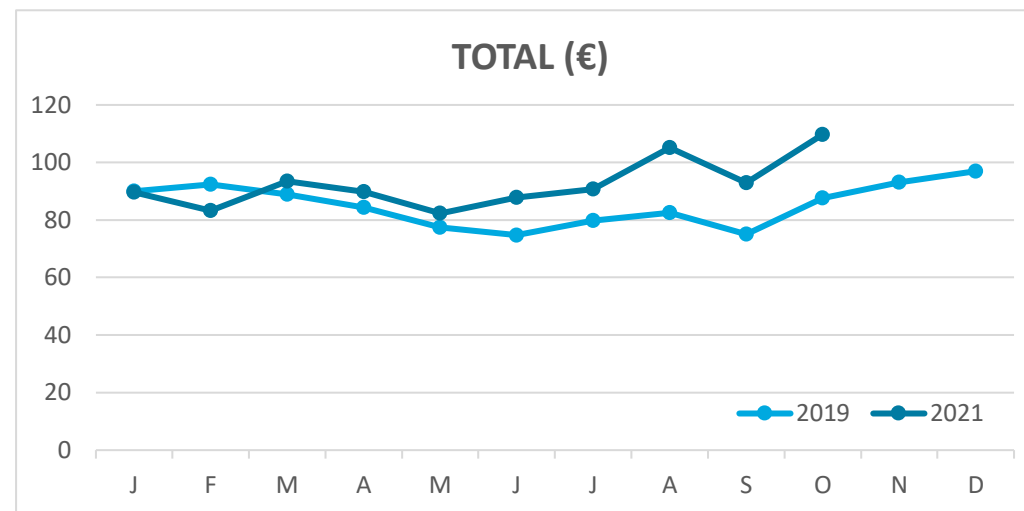
Main tourist accommodation indicators GRAN CANARIA (January - October 2021)



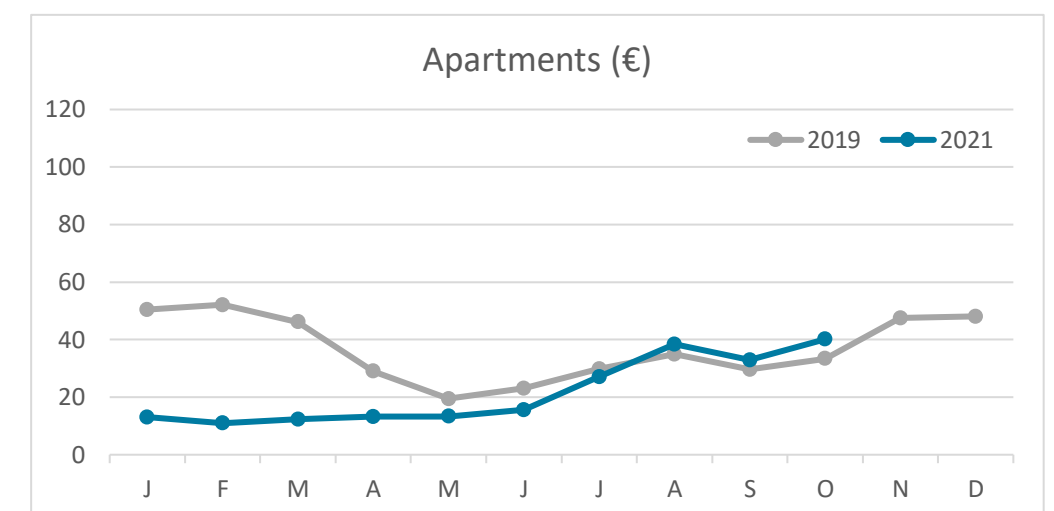
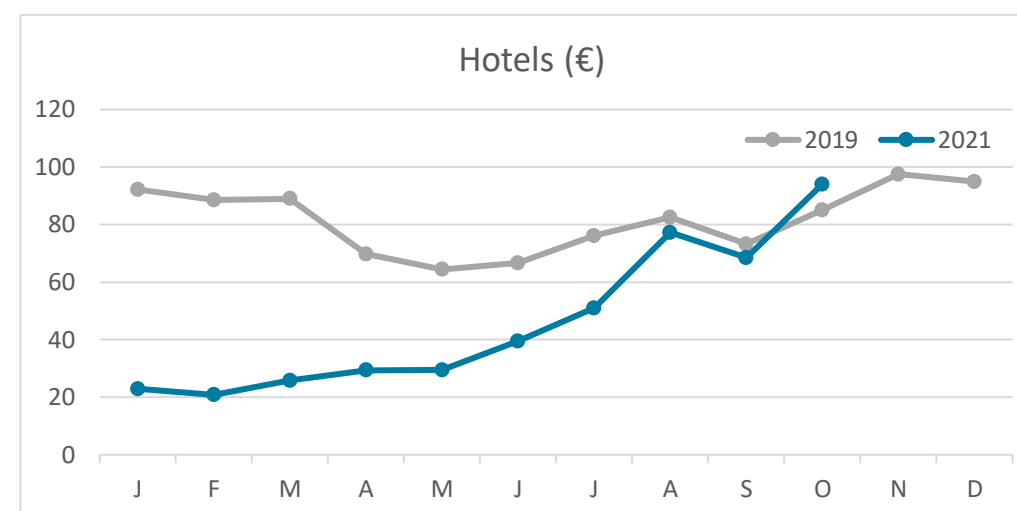
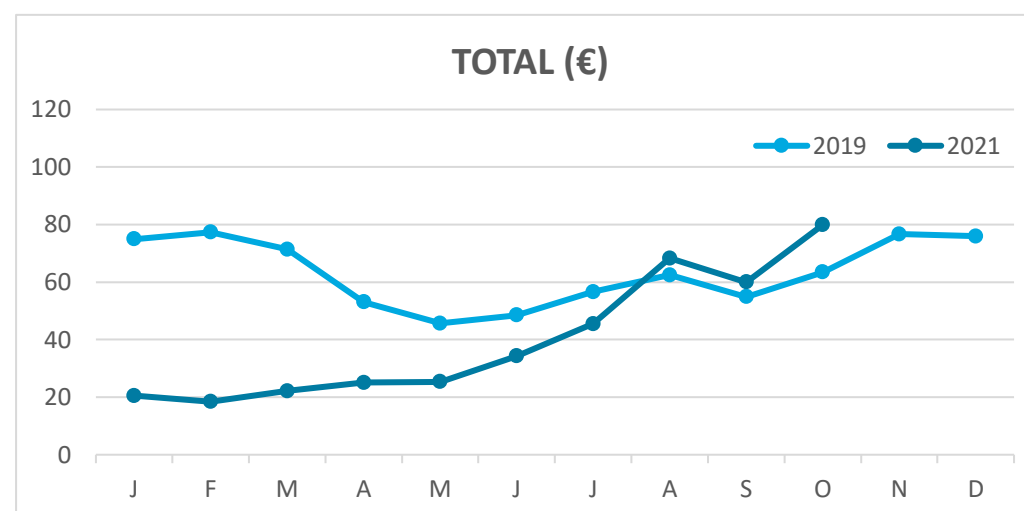
OCCUPANCY RATE PER ROOM / APARTMENT



ADR (Average Daily Rate)



REVPAR (Revenue Per Available Room)



Note: "Guests indicator" refers to number of guests checking in as new arrivals.
Source: Encuestas de Alojamiento Turístico (ISTAC)