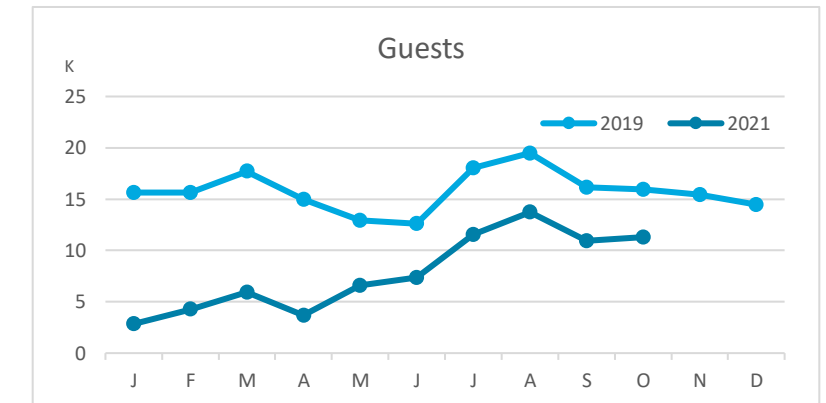


# Main tourist accommodation indicators LA GOMERA (January - October 2021)



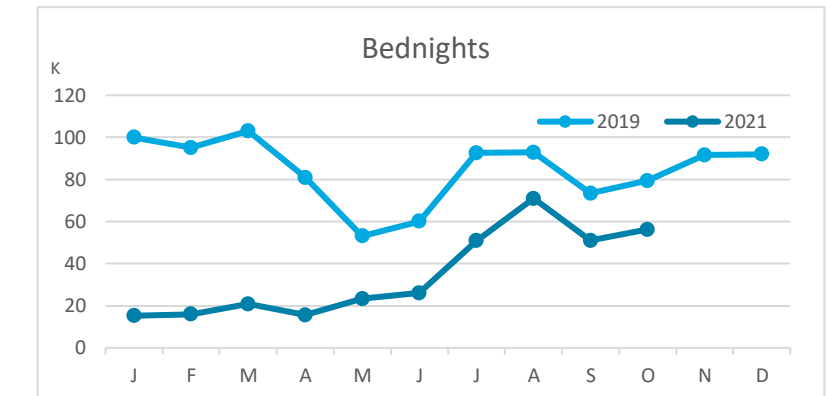
## GUESTS BY ACCOMMODATION TYPE (\*)

	Breakdown by accommodation type											
	TOTAL				Hotels				Apartments			
	Abroad	Mainland	Canary Islands	Total	Abroad	Mainland	Canary Islands	Total	Abroad	Mainland	Canary Islands	Total
Jan-Oct19	73,785	9,019	76,264	159,068	46,173	5,749	45,410	97,332	27,612	3,270	30,854	61,736
Jan-Oct21	24,294	5,534	48,350	78,178	16,466	3,372	30,022	49,860	7,828	2,162	18,328	28,318
Change	-49,491	-3,485	-27,914	-80,890	-29,707	-2,377	-15,388	-47,472	-19,784	-1,108	-12,526	-33,418
Change, %	-67.1%	-38.6%	-36.6%	-50.9%	-64.3%	-41.3%	-33.9%	-48.8%	-71.7%	-33.9%	-40.6%	-54.1%



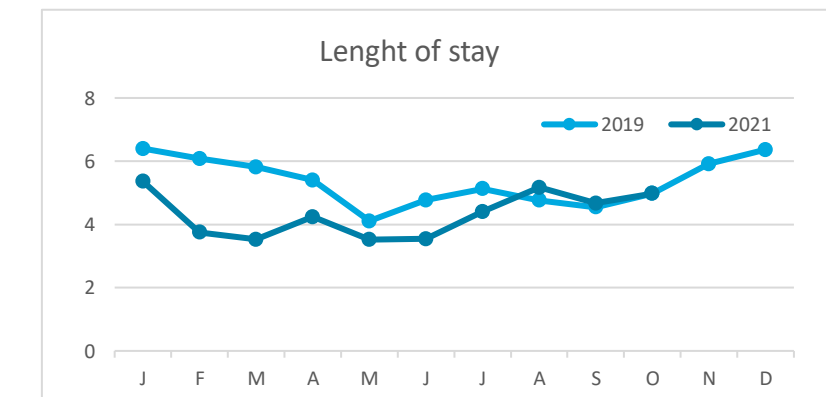
## BEDNIGHTS

	Breakdown by accommodation type											
	TOTAL				Hotels				Apartments			
	Abroad	Mainland	Canary Islands	Total	Abroad	Mainland	Canary Islands	Total	Abroad	Mainland	Canary Islands	Total
Jan-Oct19	586,570	26,743	217,071	830,384	319,068	15,967	100,137	435,172	267,502	10,776	116,934	395,212
Jan-Oct21	167,374	19,888	159,038	346,300	107,122	11,951	81,348	200,421	60,252	7,937	77,690	145,879
Change	-419,196	-6,855	-58,033	-484,084	-211,946	-4,016	-18,789	-234,751	-207,250	-2,839	-39,244	-249,333
Change, %	-71.5%	-25.6%	-26.7%	-58.3%	-66.4%	-25.2%	-18.8%	-53.9%	-77.5%	-26.3%	-33.6%	-63.1%

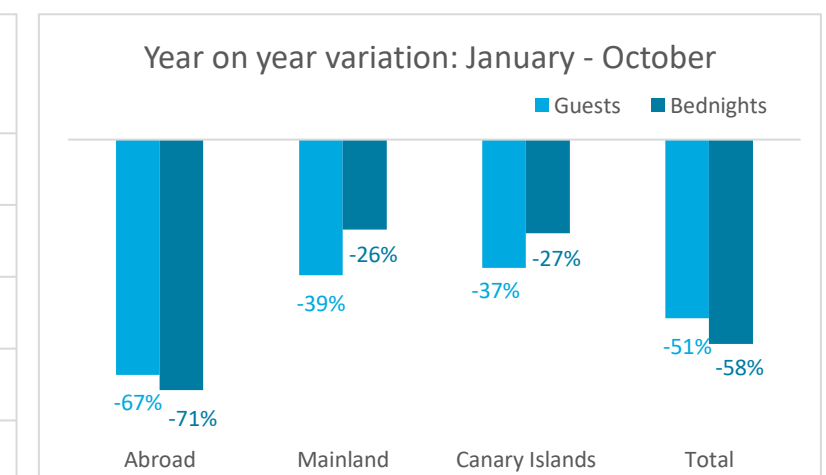
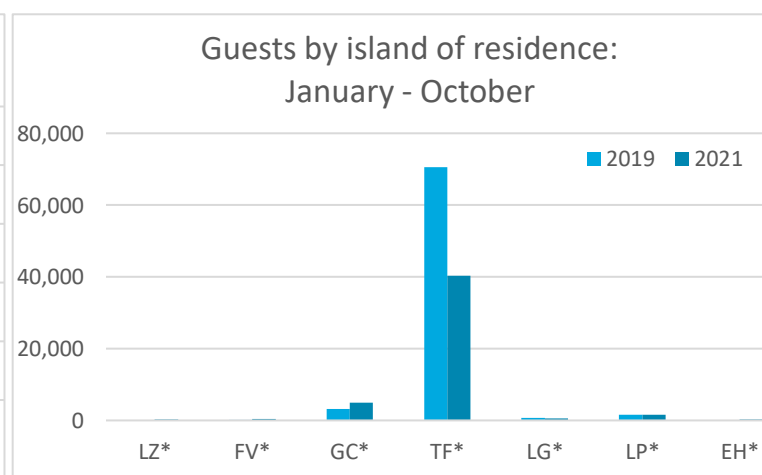
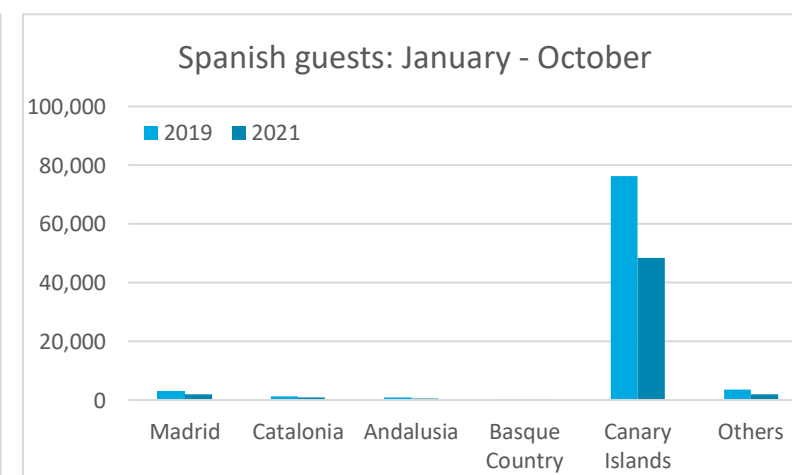
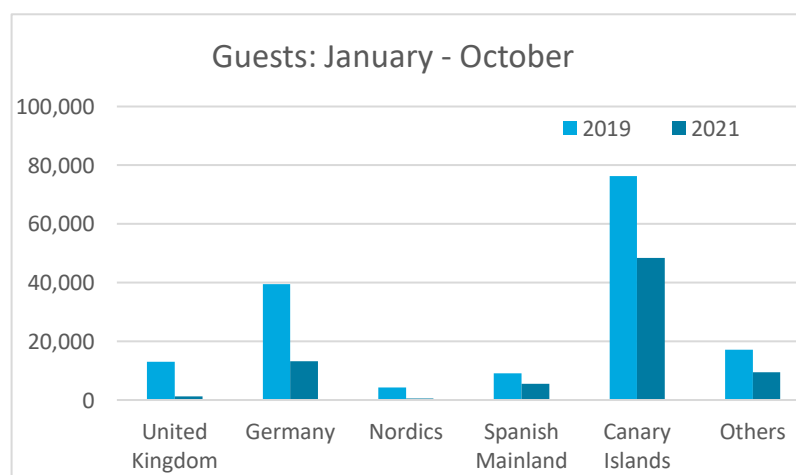


## LENGHT OF STAY

	Breakdown by accommodation type											
	TOTAL				Hotels				Apartments			
	Abroad	Mainland	Canary Islands	Total	Abroad	Mainland	Canary Islands	Total	Abroad	Mainland	Canary Islands	Total
Jan-Oct19	7.9	3.0	2.8	5.2	6.9	2.8	2.2	4.5	9.7	3.3	3.8	6.4
Jan-Oct21	6.9	3.6	3.3	4.4	6.5	3.5	2.7	4.0	7.7	3.7	4.2	5.2
Change	-1.1	0.6	0.4	-0.8	-0.4	0.8	0.5	-0.5	-2.0	0.4	0.4	-1.3



## GUESTS AND BEDNIGHTS BY PLACE OF RESIDENCE

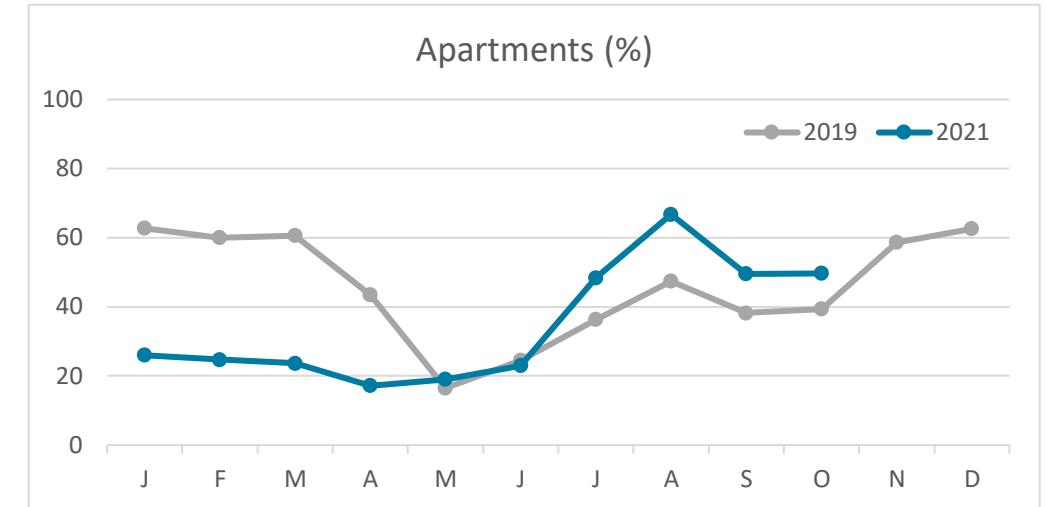
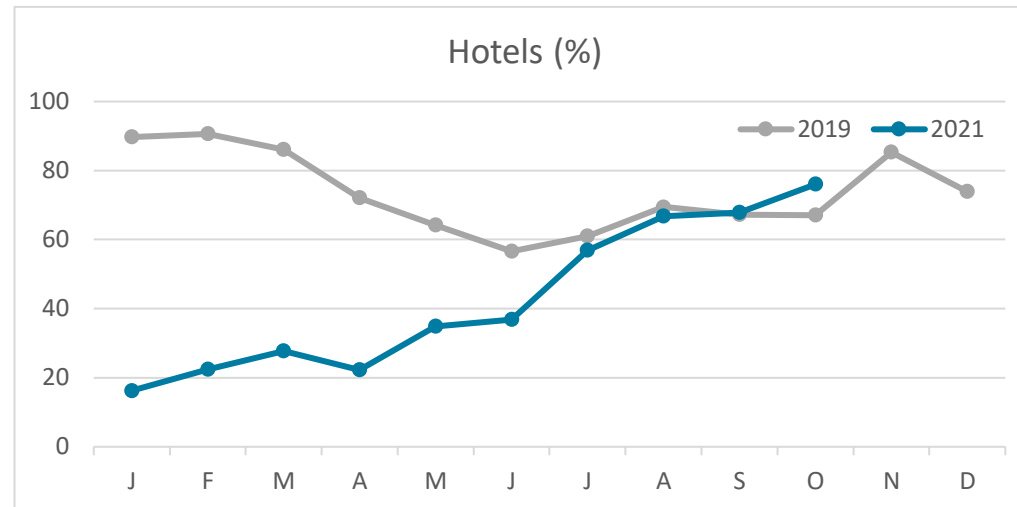
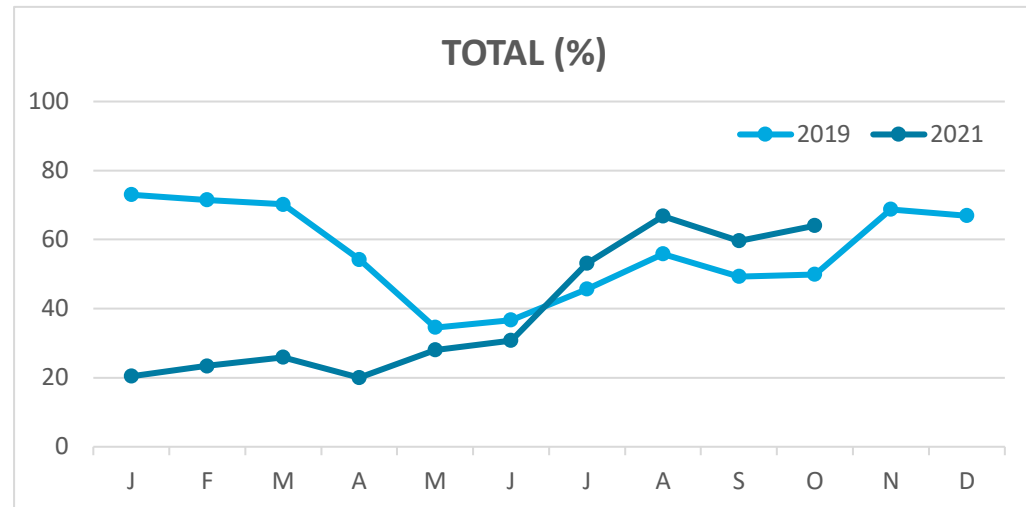


Note: LZ\* (Lanzarote), FV\* (Fuerteventura), GC\* (Gran Canaria), TF\* (Tenerife), LG\* (La Gomera), LP\* (La Palma) and EH\* (El Hierro).  
TOTAL does not coincide with the sum of hotel and non-hotel accommodations, since between April and July 2020 the breakdown by islands was not published.

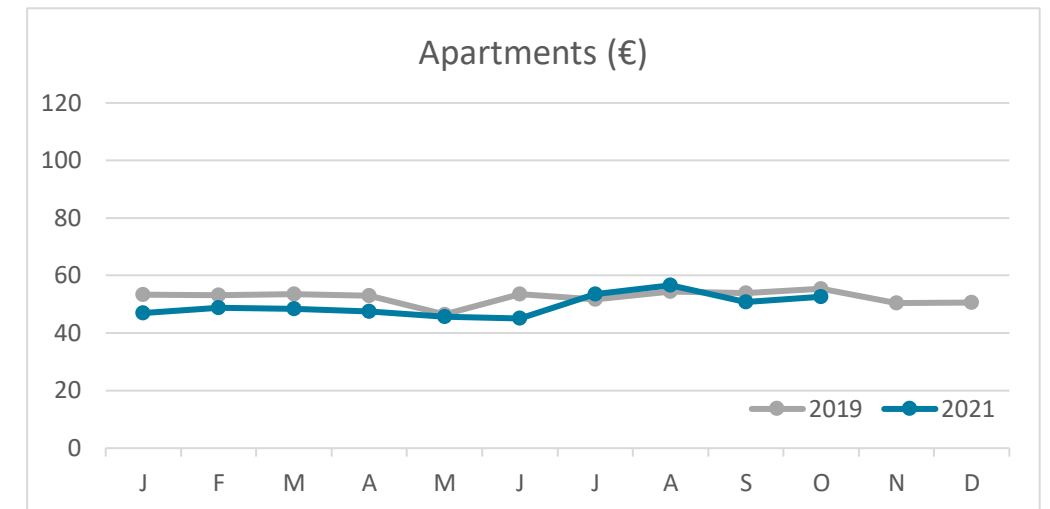
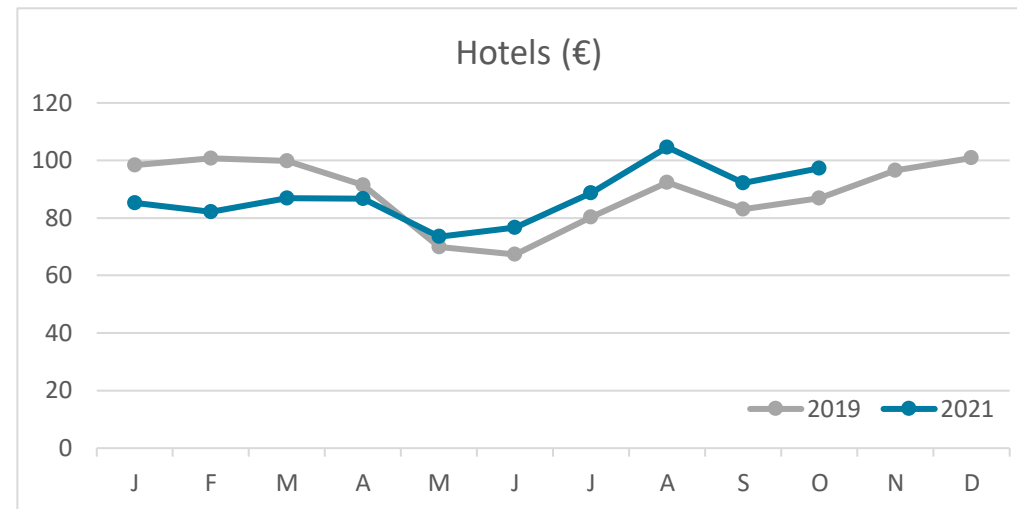
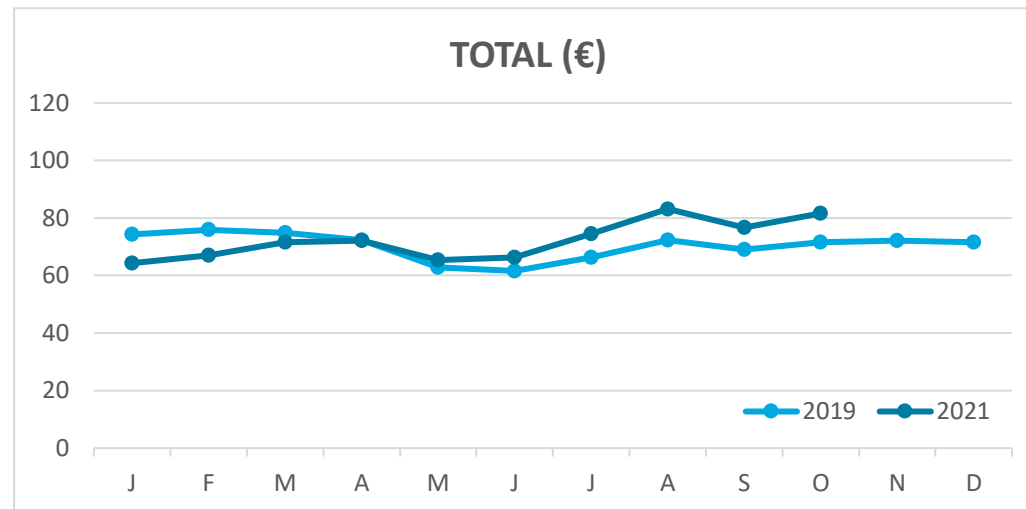
# Main tourist accommodation indicators LA GOMERA (January - October 2021)



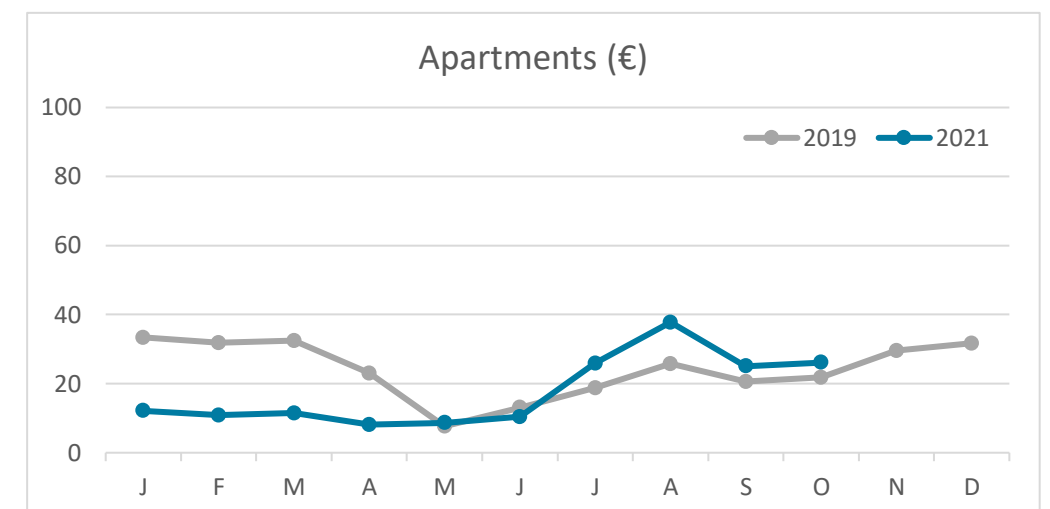
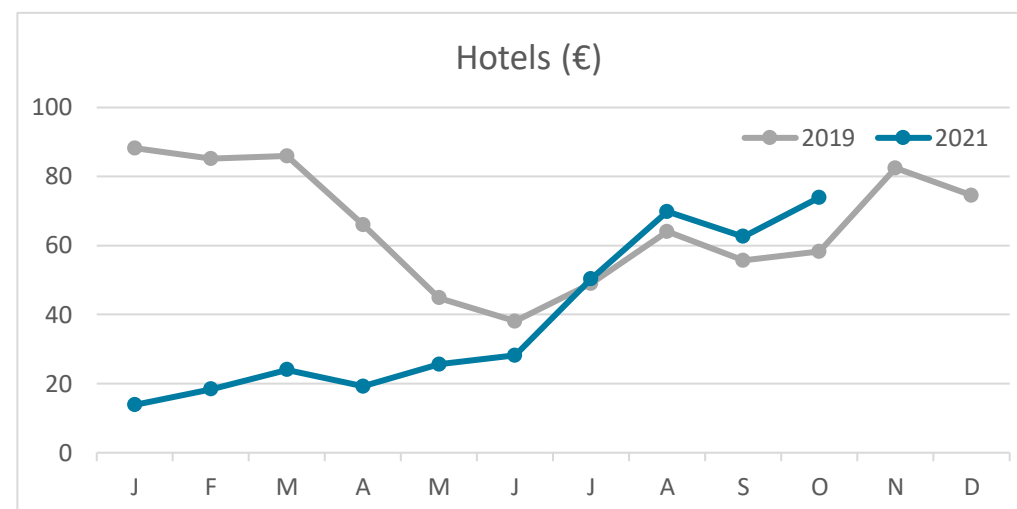
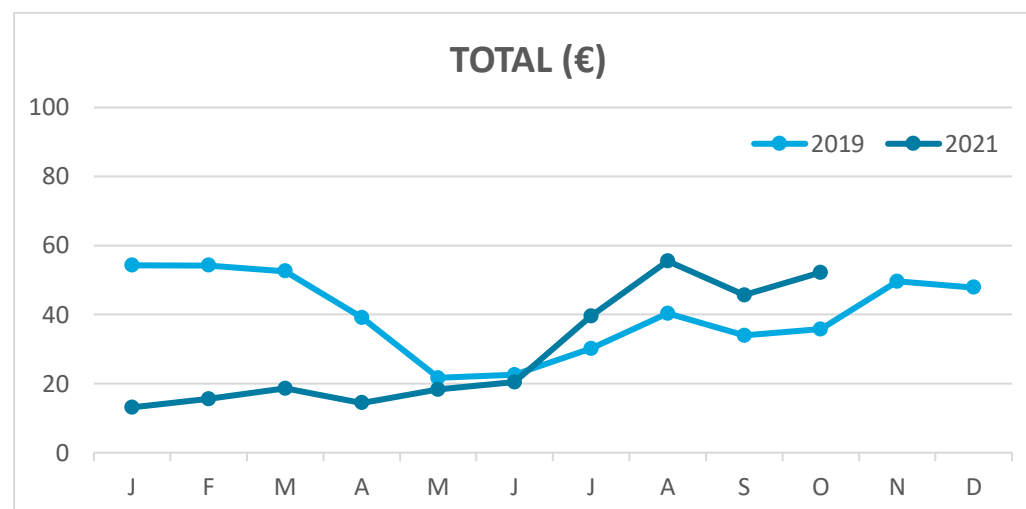
## OCCUPANCY RATE PER ROOM / APARTMENT



## ADR (Average Daily Rate)



## REVPAR (Revenue Per Available Room)



Note: "Guests indicator" refers to number of guests checking in as new arrivals.  
Source: Encuestas de Alojamiento Turístico (ISTAC)