


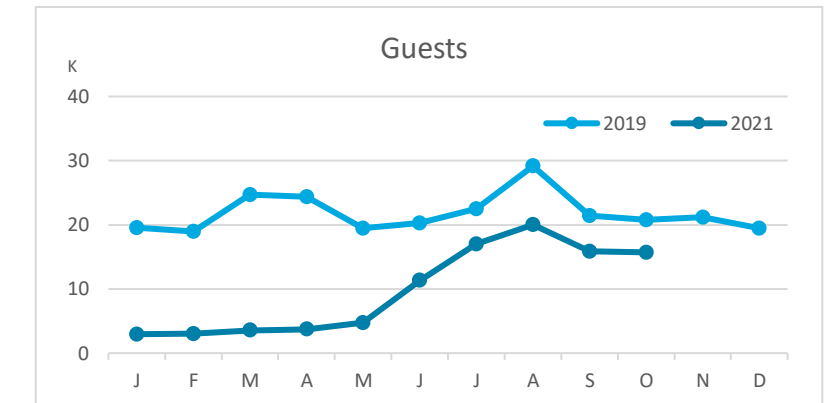
Main tourist accommodation indicators

LA PALMA (January - October 2021)



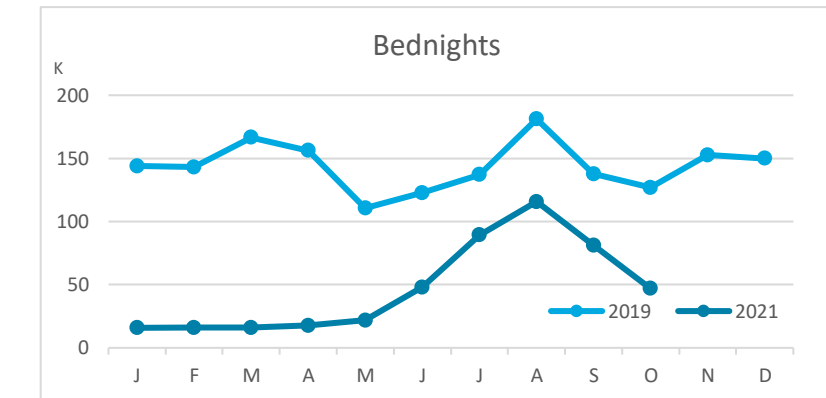
GUESTS BY ACCOMMODATION TYPE (*)

	Breakdown by accommodation type											
	TOTAL				Hotels				Apartments			
	Abroad	Mainland	Canary Islands	Total	Abroad	Mainland	Canary Islands	Total	Abroad	Mainland	Canary Islands	Total
Jan-Oct19	122,736	39,473	58,938	221,147	88,761	32,648	38,203	159,612	33,975	6,825	20,735	61,535
Jan-Oct21	21,762	48,181	28,002	97,945	14,544	42,144	16,276	72,964	7,218	6,037	11,726	24,981
Change	-100,974	8,708	-30,936	-123,202	-74,217	9,496	-21,927	-86,648	-26,757	-788	-9,009	-36,554
Change, %	-82.3%	22.1%	-52.5%	-55.7%	-83.6%	29.1%	-57.4%	-54.3%	-78.8%	-11.5%	-43.4%	-59.4%



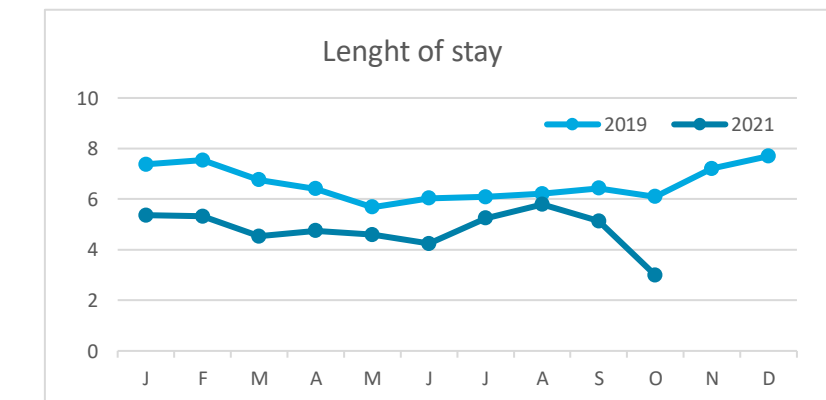
BEDNIGHTS

	Breakdown by accommodation type											
	TOTAL				Hotels				Apartments			
	Abroad	Mainland	Canary Islands	Total	Abroad	Mainland	Canary Islands	Total	Abroad	Mainland	Canary Islands	Total
Jan-Oct19	1,016,158	192,985	216,749	1,425,892	642,471	149,618	107,397	899,486	373,687	43,367	109,352	526,406
Jan-Oct21	158,785	206,269	103,934	468,988	85,827	169,743	53,719	309,289	72,958	36,526	50,215	159,699
Change	-857,373	13,284	-112,815	-956,904	-556,644	20,125	-53,678	-590,197	-300,729	-6,841	-59,137	-366,707
Change, %	-84.4%	6.9%	-52.0%	-67.1%	-86.6%	13.5%	-50.0%	-65.6%	-80.5%	-15.8%	-54.1%	-69.7%

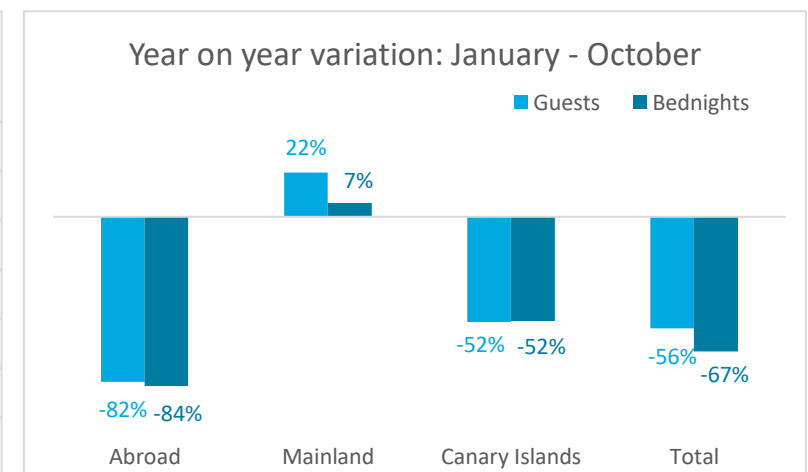
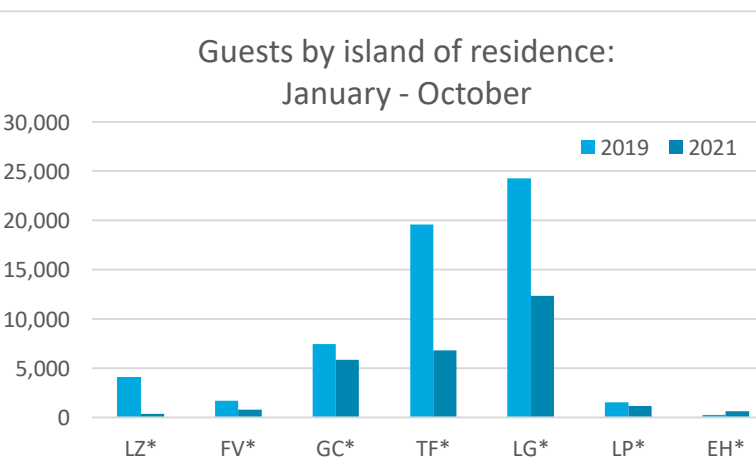
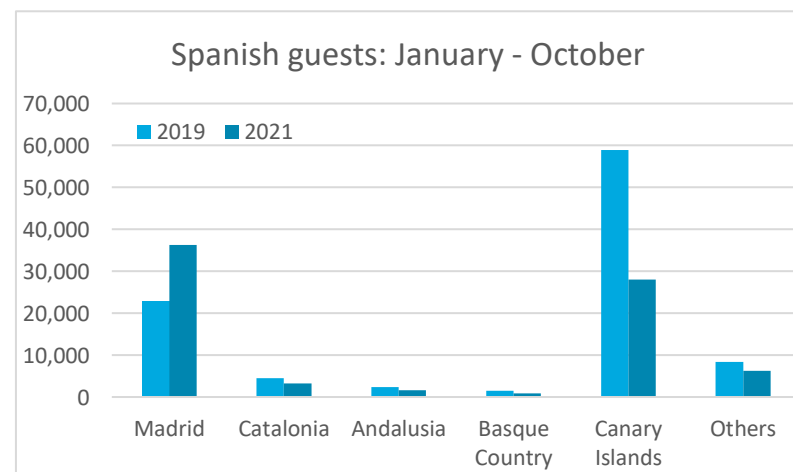
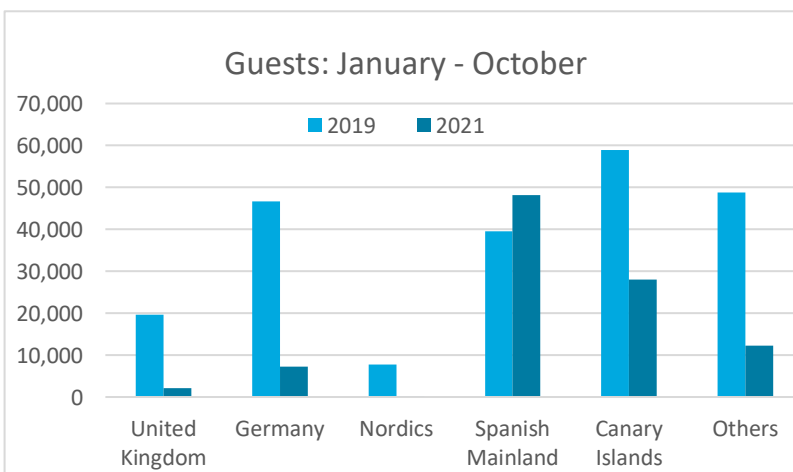


LENGHT OF STAY

	Breakdown by accommodation type											
	TOTAL				Hotels				Apartments			
	Abroad	Mainland	Canary Islands	Total	Abroad	Mainland	Canary Islands	Total	Abroad	Mainland	Canary Islands	Total
Jan-Oct19	8.3	4.9	3.7	6.4	7.2	4.6	2.8	5.6	11.0	6.4	5.3	8.6
Jan-Oct21	7.3	4.3	3.7	4.8	5.9	4.0	3.3	4.2	10.1	6.1	4.3	6.4
Change	-1.0	-0.6	0.0	-1.7	-1.3	-0.6	0.5	-1.4	-0.9	-0.3	-1.0	-2.2




GUESTS AND BEDNIGHTS BY PLACE OF RESIDENCE

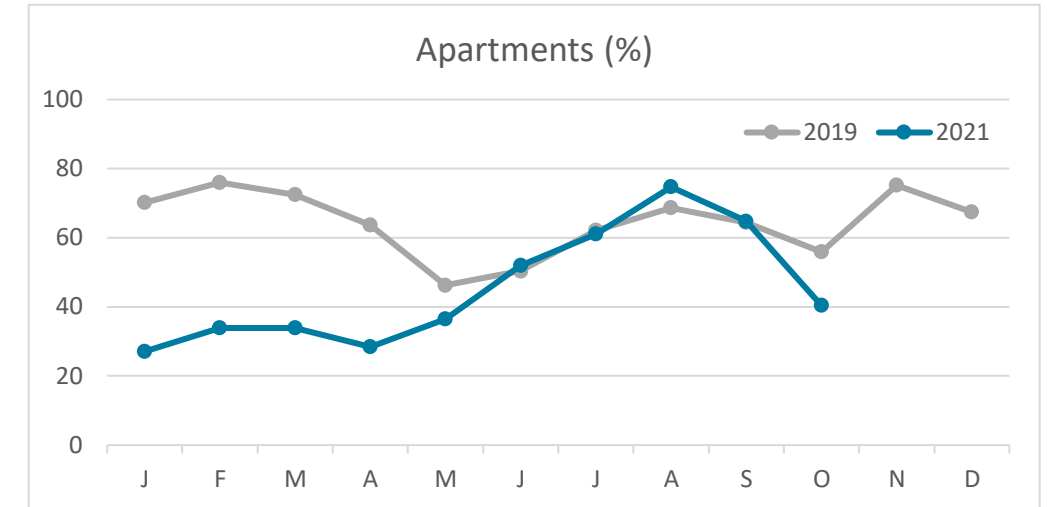
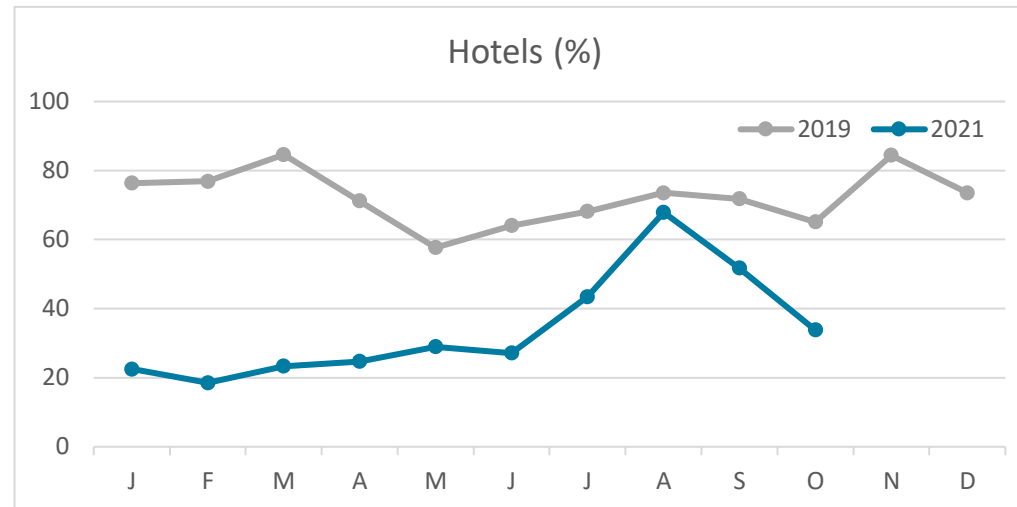
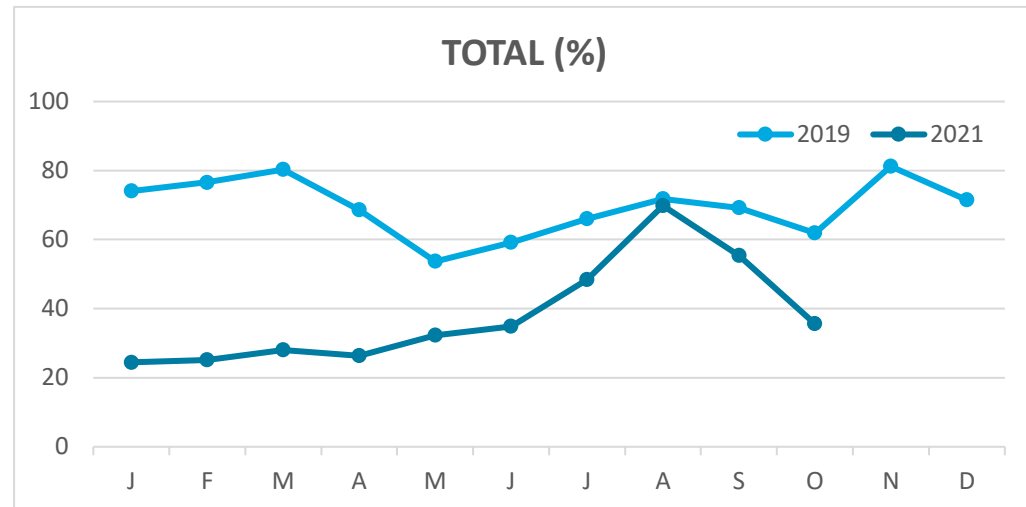


Note: LZ* (Lanzarote), FV* (Fuerteventura), GC* (Gran Canaria), TF* (Tenerife), LG* (La Gomera), LP* (La Palma) and EH* (El Hierro).
TOTAL does not coincide with the sum of hotel and non-hotel accommodations, since between April and July 2020 the breakdown by islands was not published.

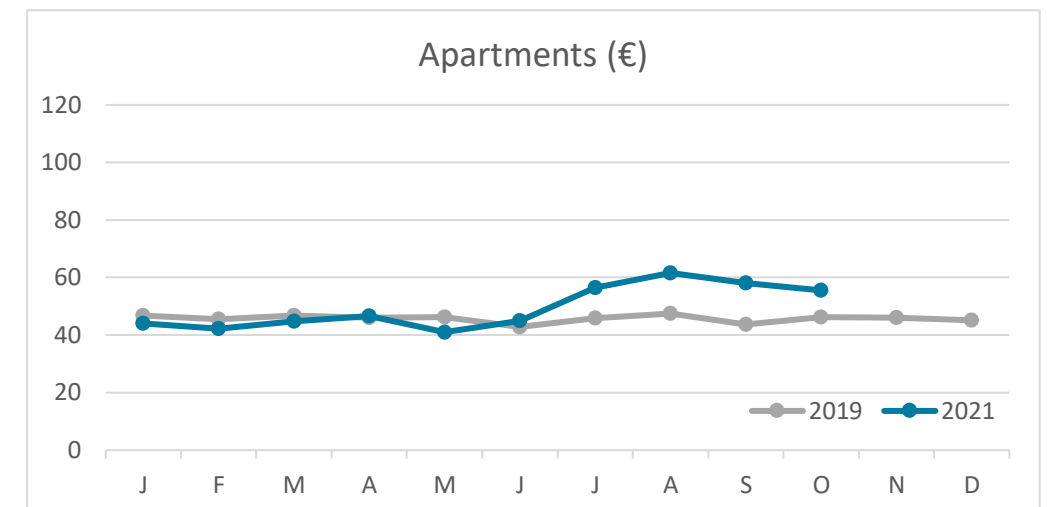
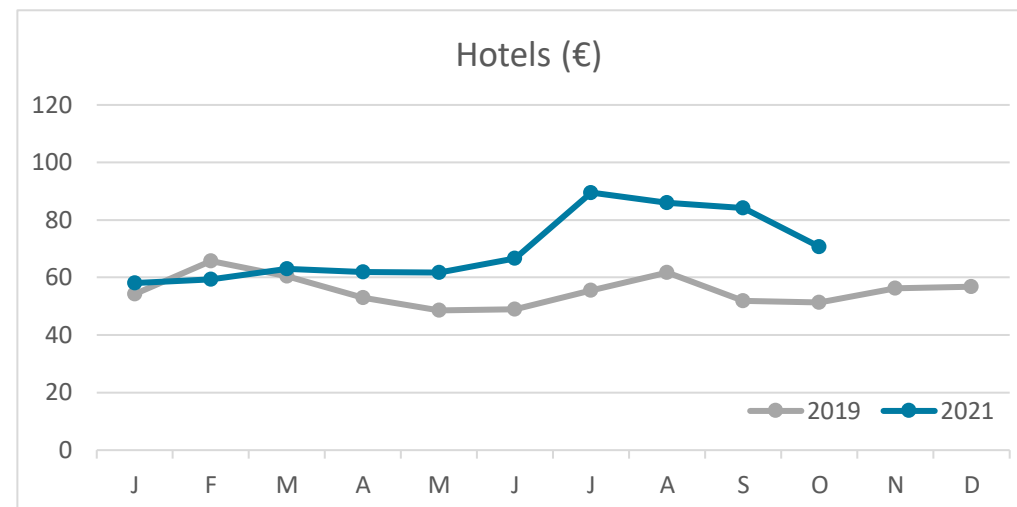
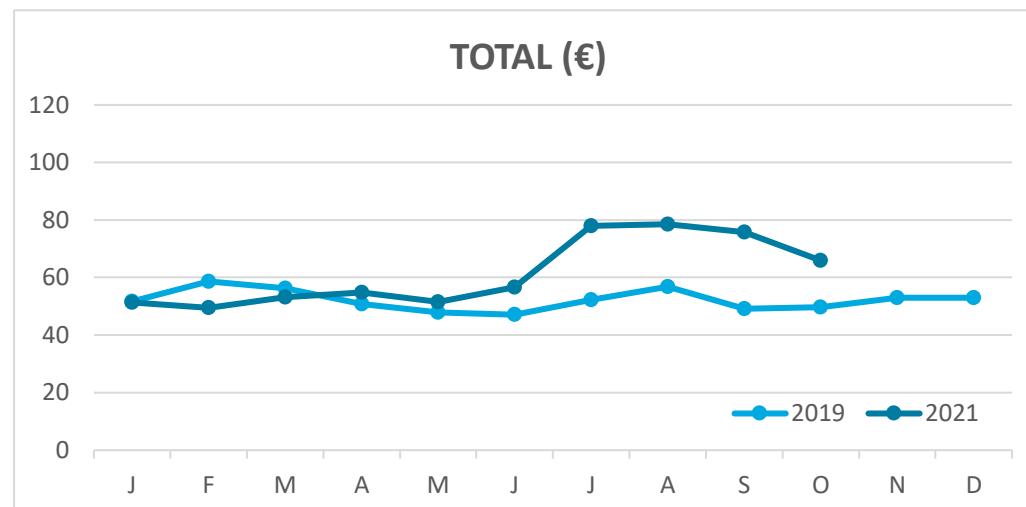
Main tourist accommodation indicators LA PALMA (January - October 2021)



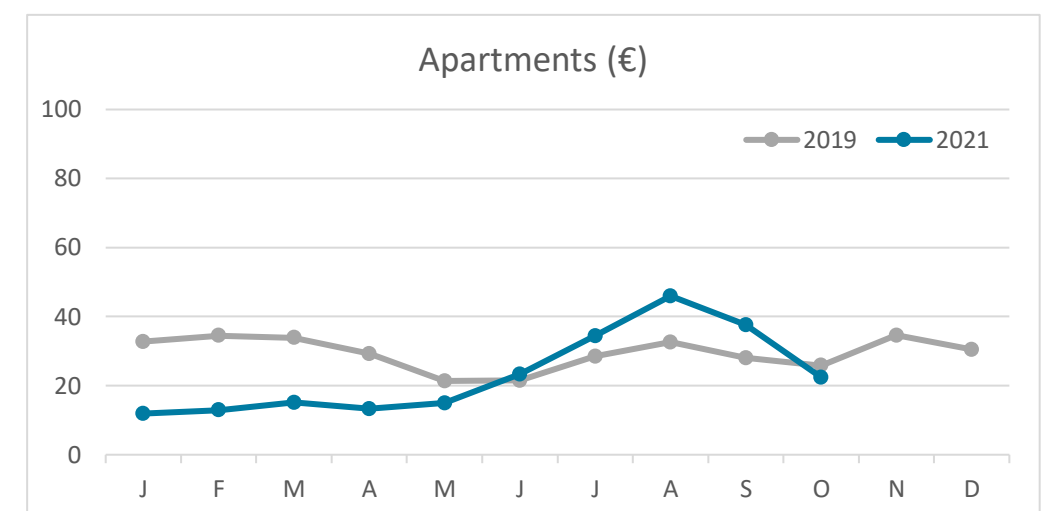
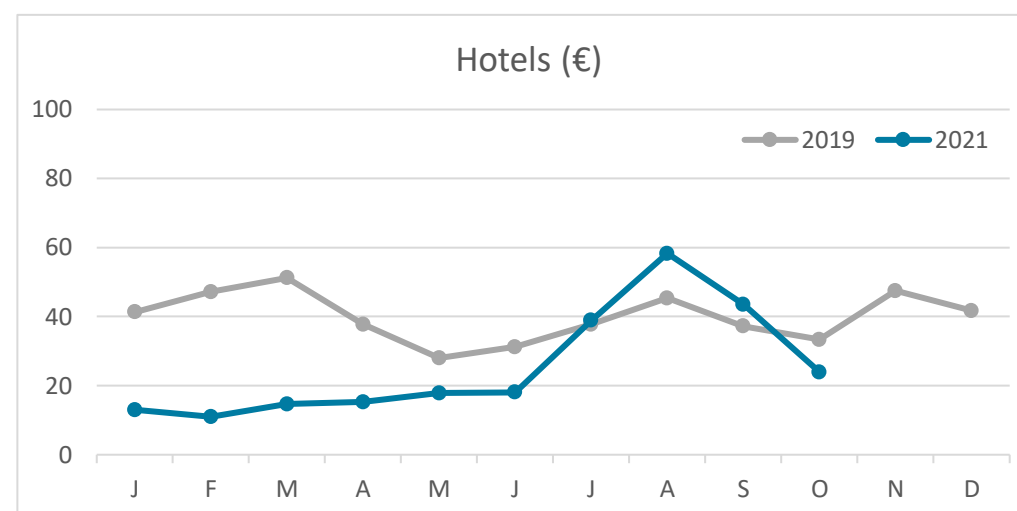
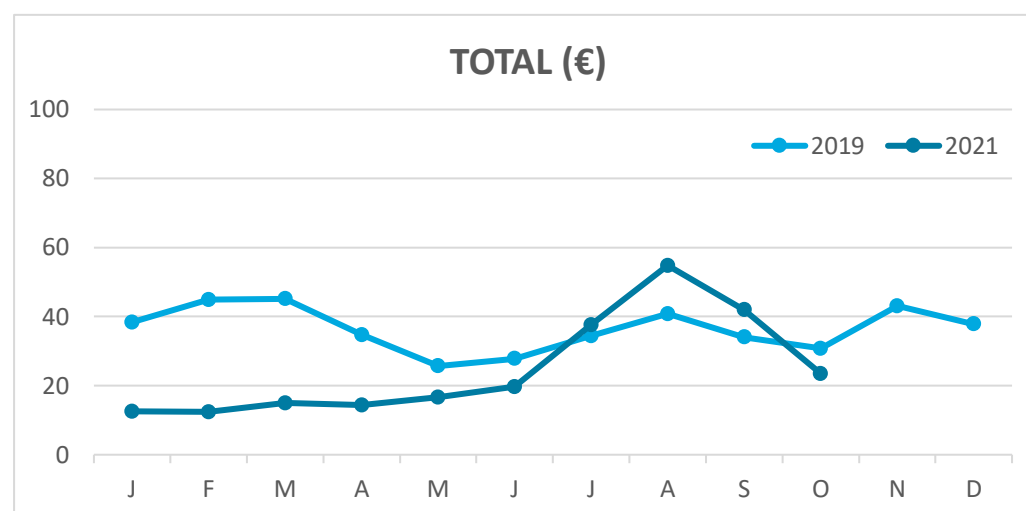
OCCUPANCY RATE PER ROOM / APARTMENT



ADR (Average Daily Rate)



REVPAR (Revenue Per Available Room)



Note: "Guests indicator" refers to number of guests checking in as new arrivals.
Source: Encuestas de Alojamiento Turístico (ISTAC)