

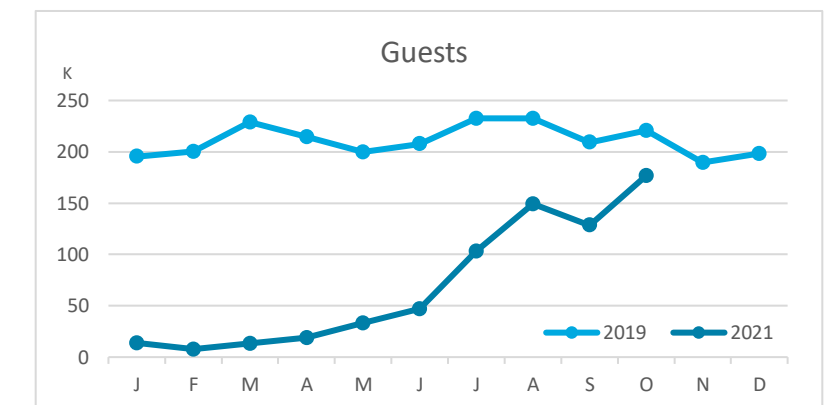
Main tourist accommodation indicators

LANZAROTE (January - October 2021)



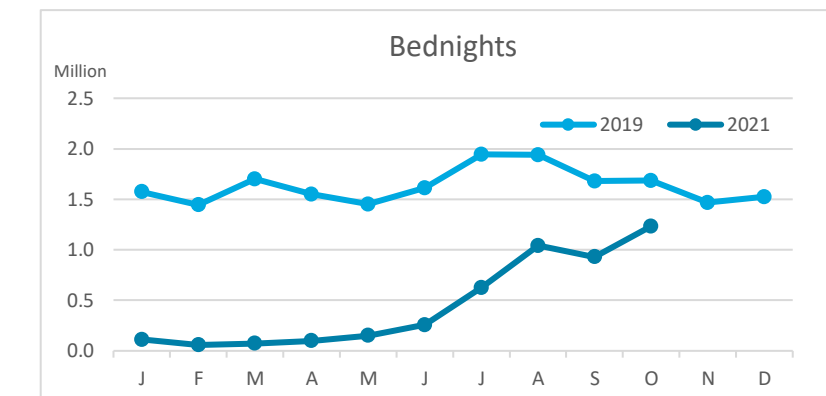
GUESTS BY ACCOMMODATION TYPE (*)

	Breakdown by accommodation type											
	TOTAL				Hotels				Apartments			
	Abroad	Mainland	Canary Islands	Total	Abroad	Mainland	Canary Islands	Total	Abroad	Mainland	Canary Islands	Total
Jan-Oct19	1,820,990	206,527	114,689	2,142,206	1,186,883	171,043	61,848	1,419,774	634,107	35,484	52,841	722,432
Jan-Oct21	424,239	173,259	94,492	691,990	308,214	139,455	52,253	499,922	116,025	33,804	42,239	192,068
Change	-1,396,751	-33,268	-20,197	-1,450,216	-878,669	-31,588	-9,595	-919,852	-518,082	-1,680	-10,602	-530,364
Change, %	-76.7%	-16.1%	-17.6%	-67.7%	-74.0%	-18.5%	-15.5%	-64.8%	-81.7%	-4.7%	-20.1%	-73.4%



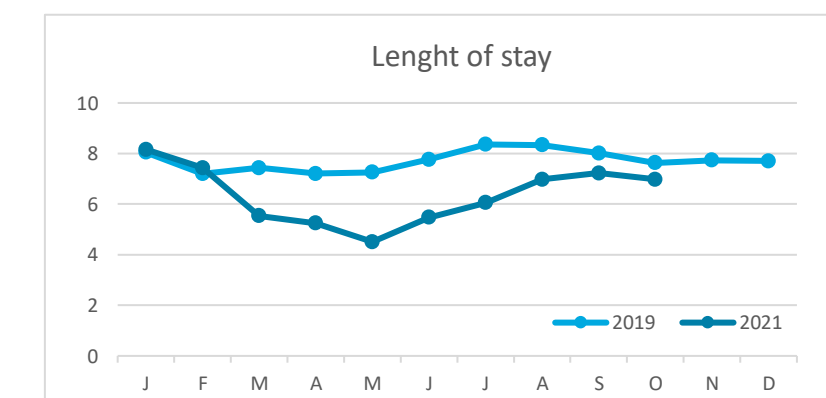
BEDNIGHTS

	Breakdown by accommodation type											
	TOTAL				Hotels				Apartments			
	Abroad	Mainland	Canary Islands	Total	Abroad	Mainland	Canary Islands	Total	Abroad	Mainland	Canary Islands	Total
Jan-Oct19	14,913,803	1,216,115	448,540	16,578,458	9,189,132	981,090	198,154	10,368,376	5,724,671	235,025	250,386	6,210,082
Jan-Oct21	3,233,246	995,302	355,458	4,584,006	2,274,816	788,292	176,389	3,239,497	958,430	207,010	179,069	1,344,509
Change	-11,680,557	-220,813	-93,082	-11,994,452	-6,914,316	-192,798	-21,765	-7,128,879	-4,766,241	-28,015	-71,317	-4,865,573
Change, %	-78.3%	-18.2%	-20.8%	-72.3%	-75.2%	-19.7%	-11.0%	-68.8%	-83.3%	-11.9%	-28.5%	-78.3%

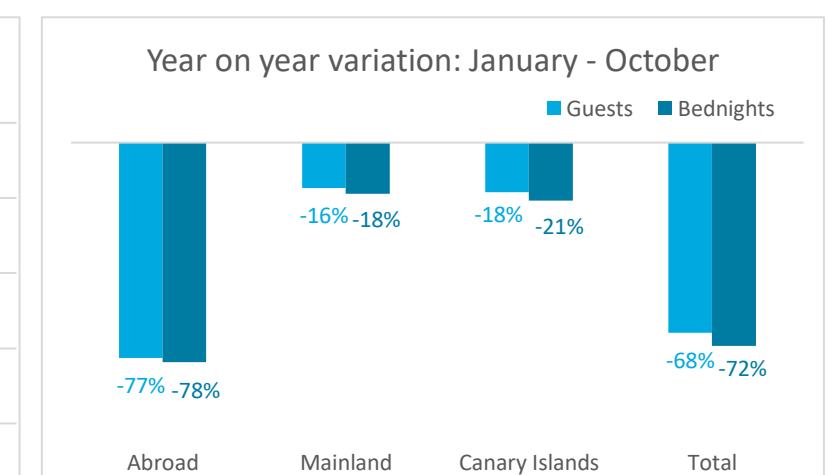
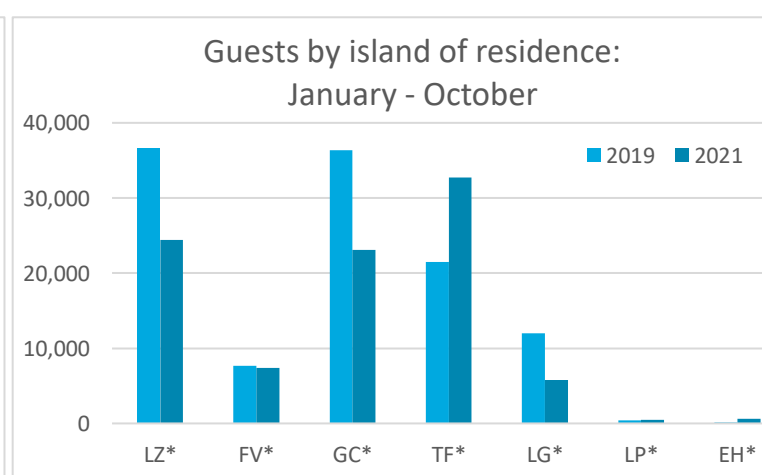
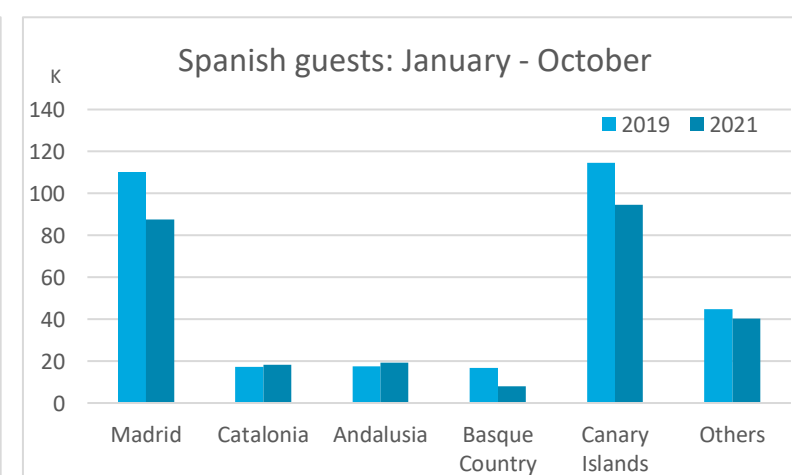
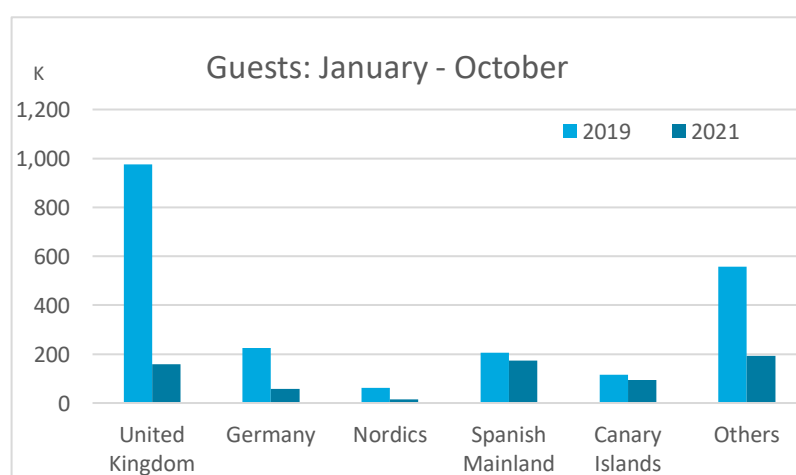


LENGTH OF STAY

	Breakdown by accommodation type											
	TOTAL				Hotels				Apartments			
	Abroad	Mainland	Canary Islands	Total	Abroad	Mainland	Canary Islands	Total	Abroad	Mainland	Canary Islands	Total
Jan-Oct19	8.2	5.9	3.9	7.7	7.7	5.7	3.2	7.3	9.0	6.6	4.7	8.6
Jan-Oct21	7.6	5.7	3.8	6.6	7.4	5.7	3.4	6.5	8.3	6.1	4.2	7.0
Change	-0.6	-0.1	-0.1	-1.1	-0.4	-0.1	0.2	-0.8	-0.8	-0.5	-0.5	-1.6



GUESTS AND BEDNIGHTS BY PLACE OF RESIDENCE

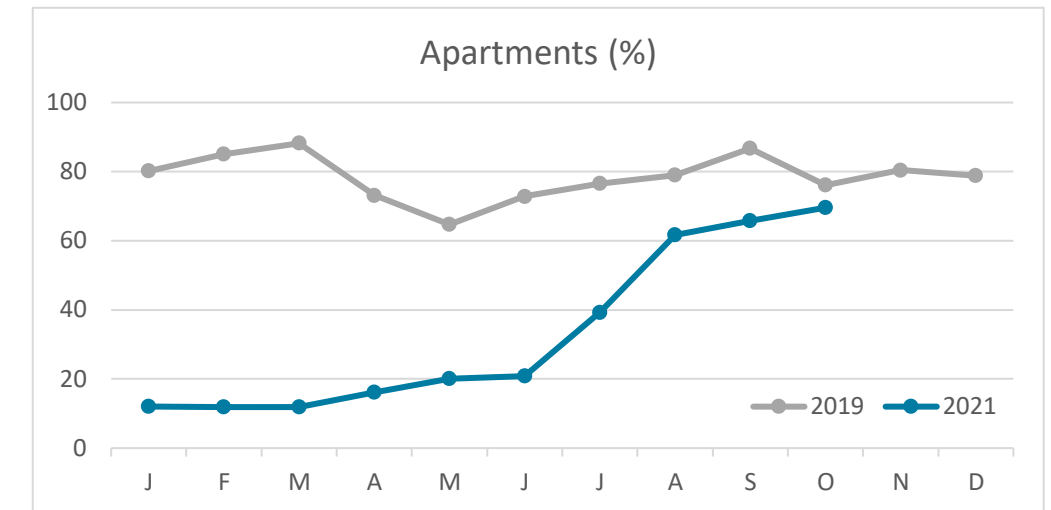
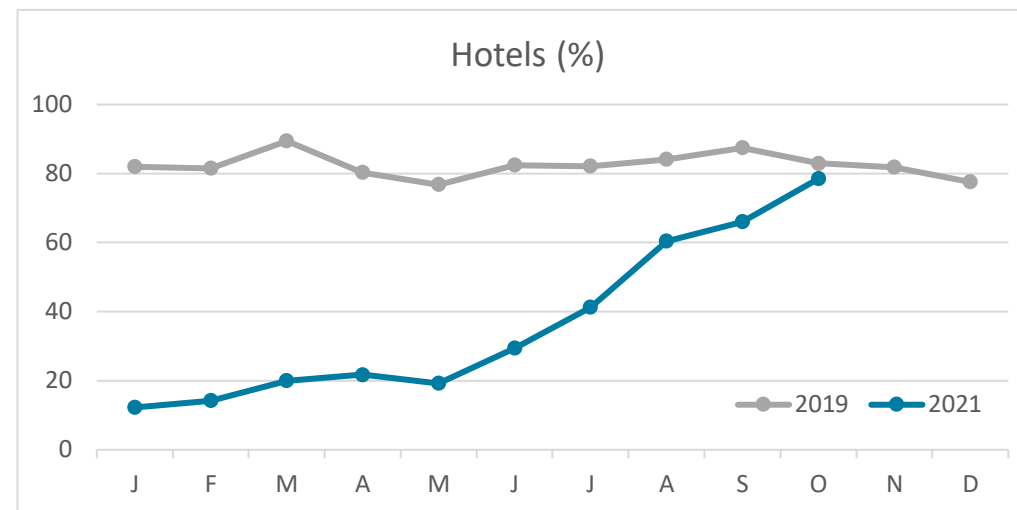
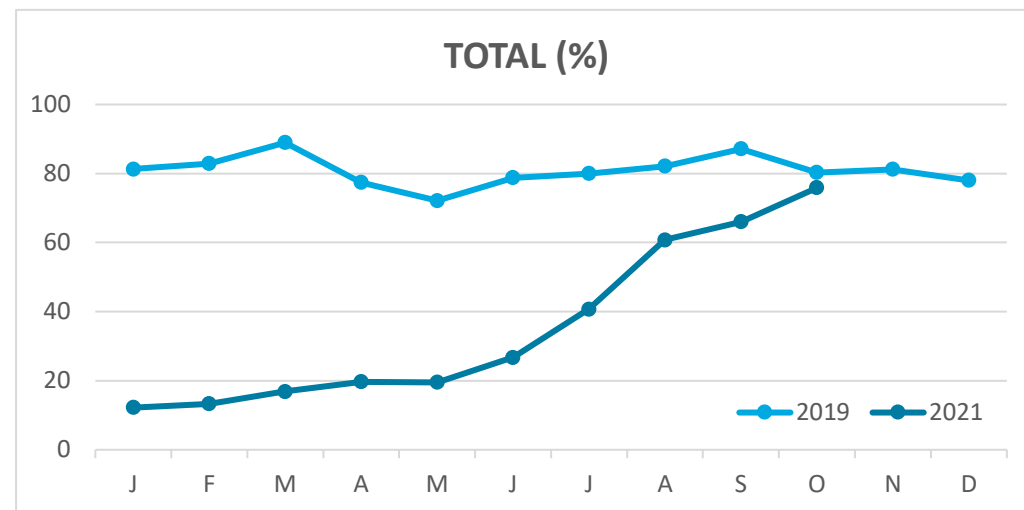


Note: LZ* (Lanzarote), FV* (Fuerteventura), GC* (Gran Canaria), TF* (Tenerife), LG* (La Gomera), LP* (La Palma) and EH* (El Hierro).
 TOTAL does not coincide with the sum of hotel and non-hotel accommodations, since between April and July 2020 the breakdown by islands was not published.

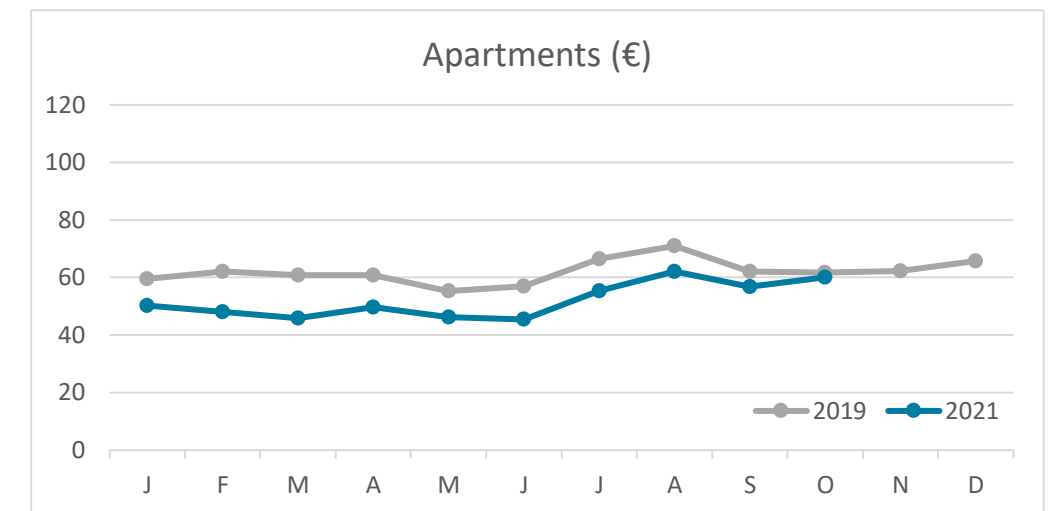
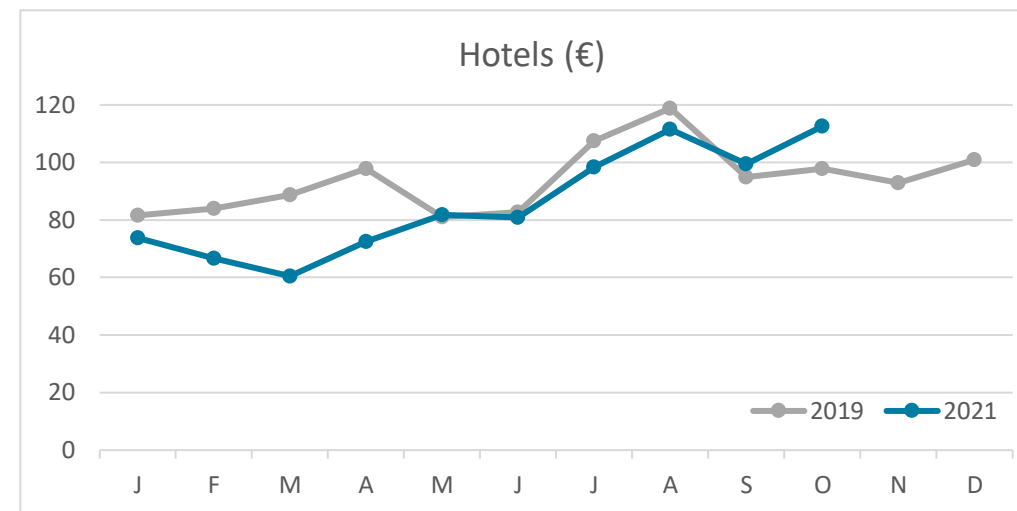
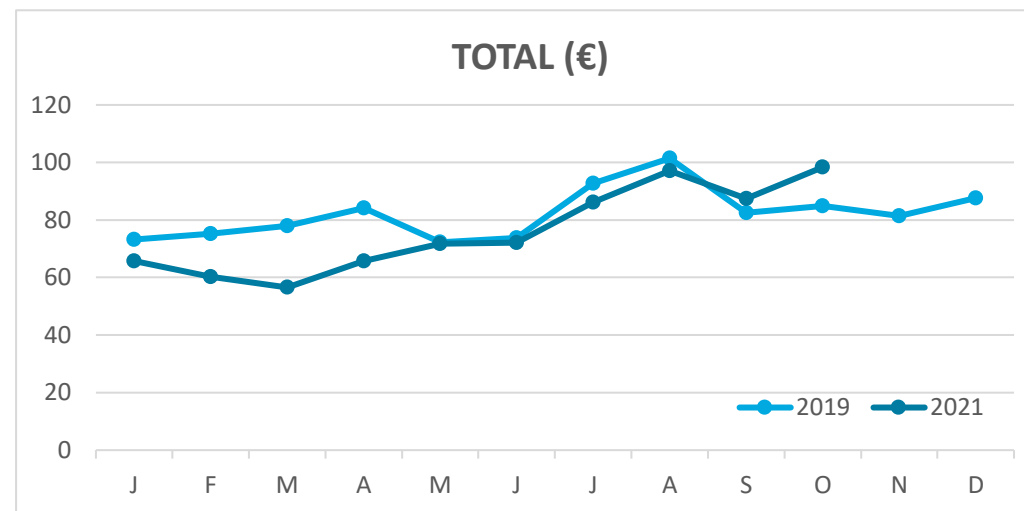
Main tourist accommodation indicators LANZAROTE (January - October 2021)



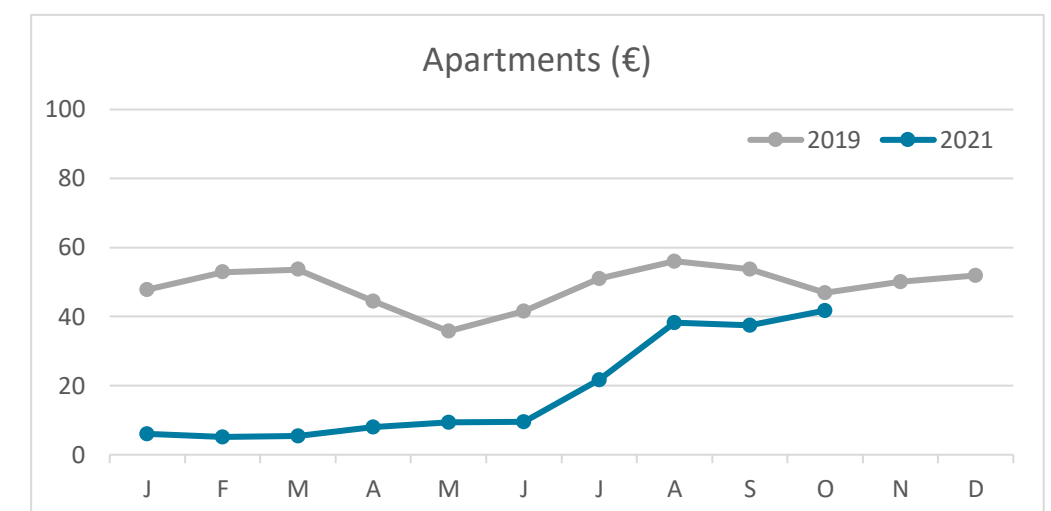
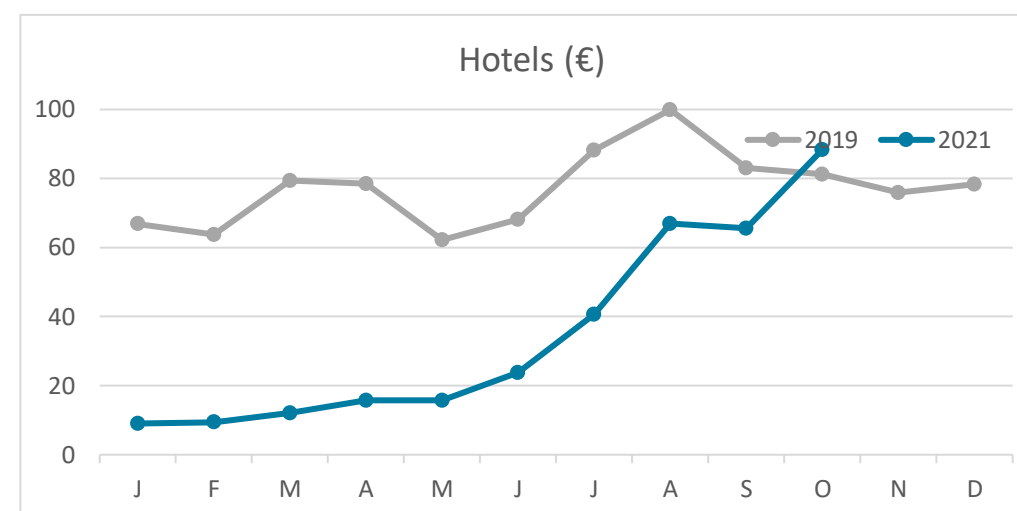
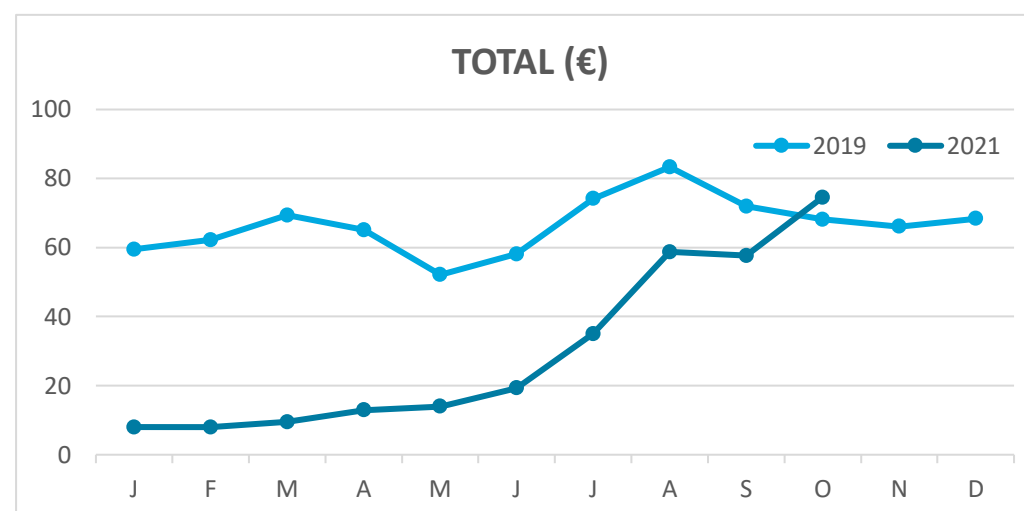
OCCUPANCY RATE PER ROOM / APARTMENT



ADR (Average Daily Rate)



REVPAR (Revenue Per Available Room)



Note: "Guests indicator" refers to number of guests checking in as new arrivals.
Source: Encuestas de Alojamiento Turístico (ISTAC)