

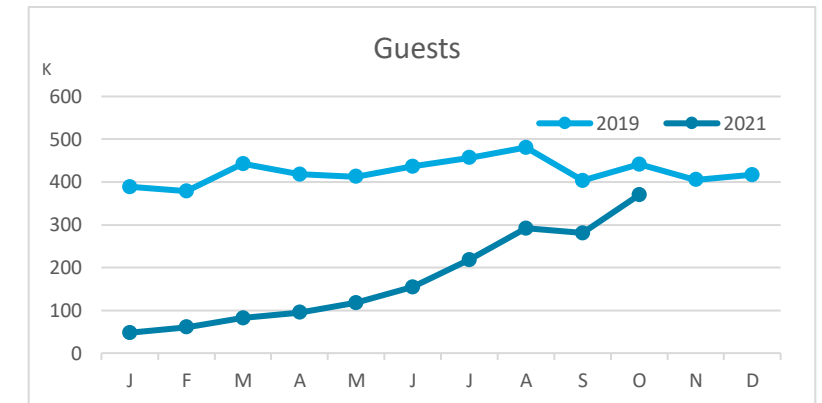
Main tourist accommodation indicators

TENERIFE (January - October 2021)



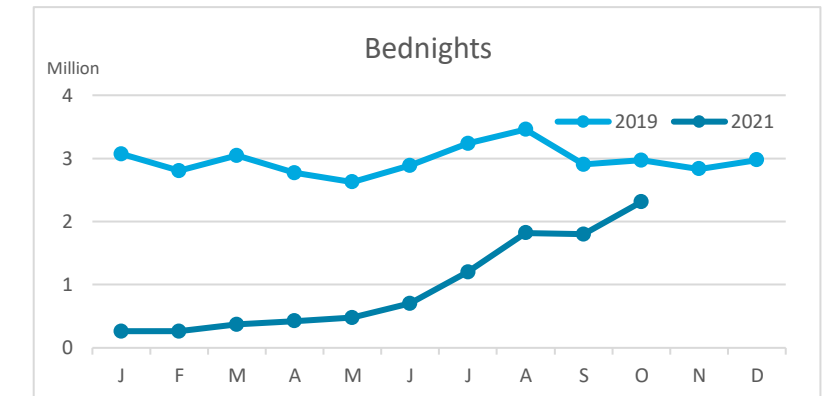
GUESTS BY ACCOMMODATION TYPE (*)

	Breakdown by accommodation type											
	TOTAL				Hotels				Apartments			
	Abroad	Mainland	Canary Islands	Total	Abroad	Mainland	Canary Islands	Total	Abroad	Mainland	Canary Islands	Total
Jan-Oct19	3,233,284	570,861	457,304	4,261,449	2,269,403	484,065	327,327	3,080,795	963,881	86,796	129,977	1,180,654
Jan-Oct21	995,452	335,849	389,902	1,721,203	768,335	299,584	297,030	1,364,949	227,117	36,265	92,872	356,254
Change	-2,237,832	-235,012	-67,402	-2,540,246	-1,501,068	-184,481	-30,297	-1,715,846	-736,764	-50,531	-37,105	-824,400
Change, %	-69.2%	-41.2%	-14.7%	-59.6%	-66.1%	-38.1%	-9.3%	-55.7%	-76.4%	-58.2%	-28.5%	-69.8%



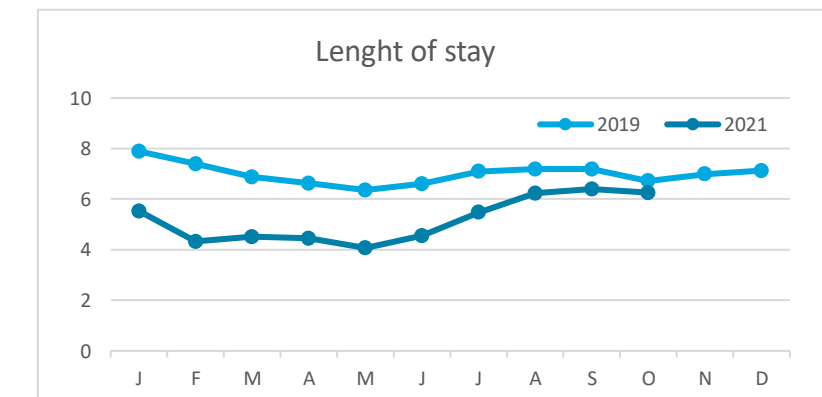
BEDNIGHTS

	Breakdown by accommodation type											
	TOTAL				Hotels				Apartments			
	Abroad	Mainland	Canary Islands	Total	Abroad	Mainland	Canary Islands	Total	Abroad	Mainland	Canary Islands	Total
Jan-Oct19	25,309,083	2,989,093	1,479,485	29,777,661	17,185,940	2,508,838	975,468	20,670,246	8,123,143	480,255	504,017	9,107,415
Jan-Oct21	7,039,859	1,535,698	1,062,088	9,637,645	5,357,908	1,347,621	760,087	7,465,616	1,681,951	188,077	302,001	2,172,029
Change	-18,269,224	-1,453,395	-417,397	-20,140,016	-11,828,032	-1,161,217	-215,381	-13,204,630	-6,441,192	-292,178	-202,016	-6,935,386
Change, %	-72.2%	-48.6%	-28.2%	-67.6%	-68.8%	-46.3%	-22.1%	-63.9%	-79.3%	-60.8%	-40.1%	-76.2%

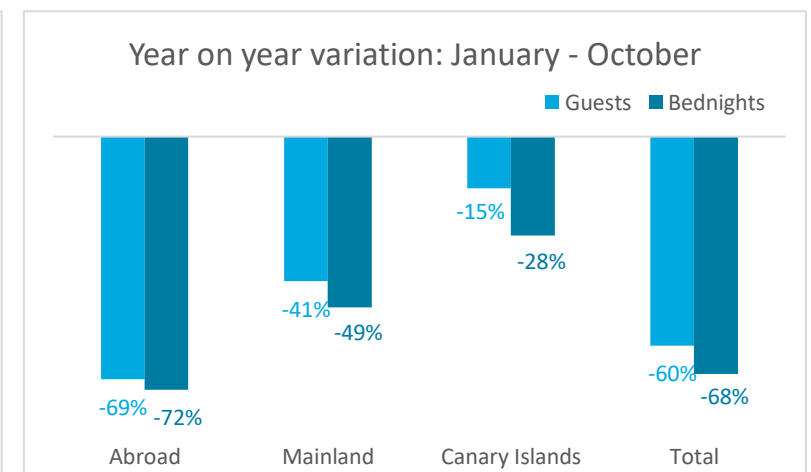
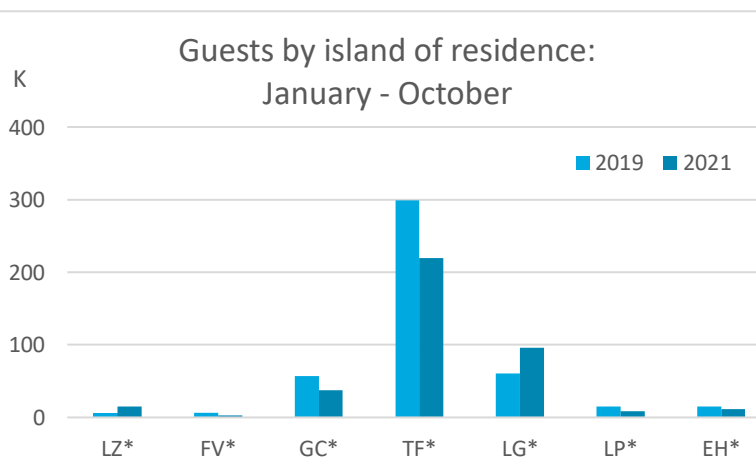
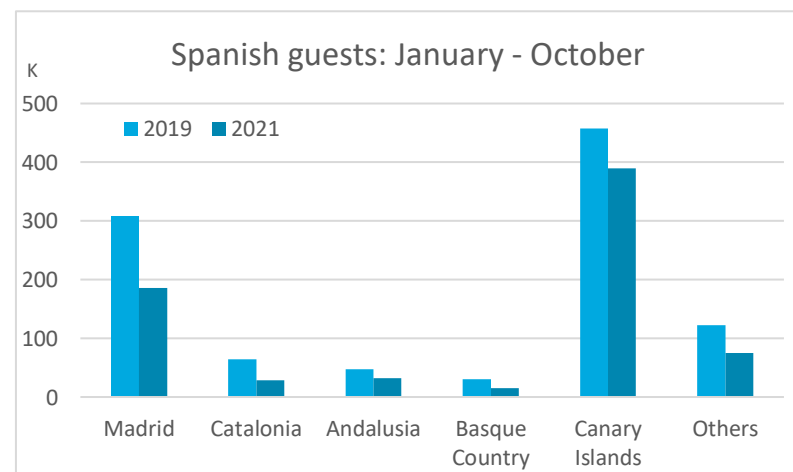
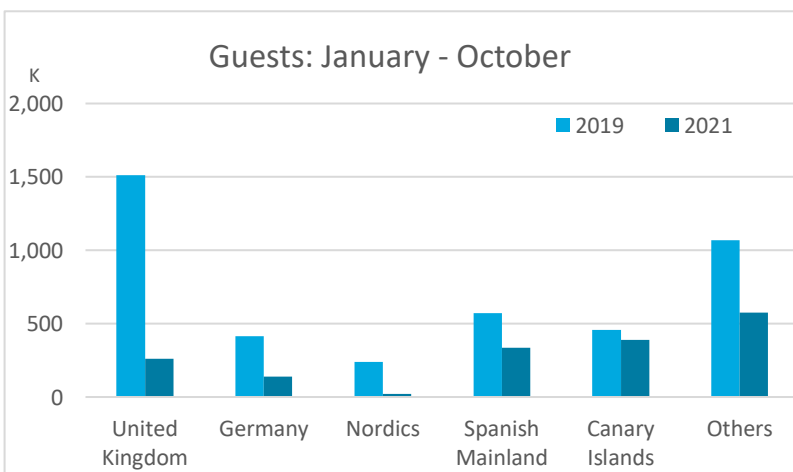


LENGHT OF STAY

	Breakdown by accommodation type											
	TOTAL				Hotels				Apartments			
	Abroad	Mainland	Canary Islands	Total	Abroad	Mainland	Canary Islands	Total	Abroad	Mainland	Canary Islands	Total
Jan-Oct19	7.8	5.2	3.2	7.0	7.6	5.2	3.0	6.7	8.4	5.5	3.9	7.7
Jan-Oct21	7.1	4.6	2.7	5.6	7.0	4.5	2.6	5.5	7.4	5.2	3.3	6.1
Change	-0.8	-0.7	-0.5	-1.4	-0.6	-0.7	-0.4	-1.2	-1.0	-0.3	-0.6	-1.6



GUESTS AND BEDNIGHTS BY PLACE OF RESIDENCE

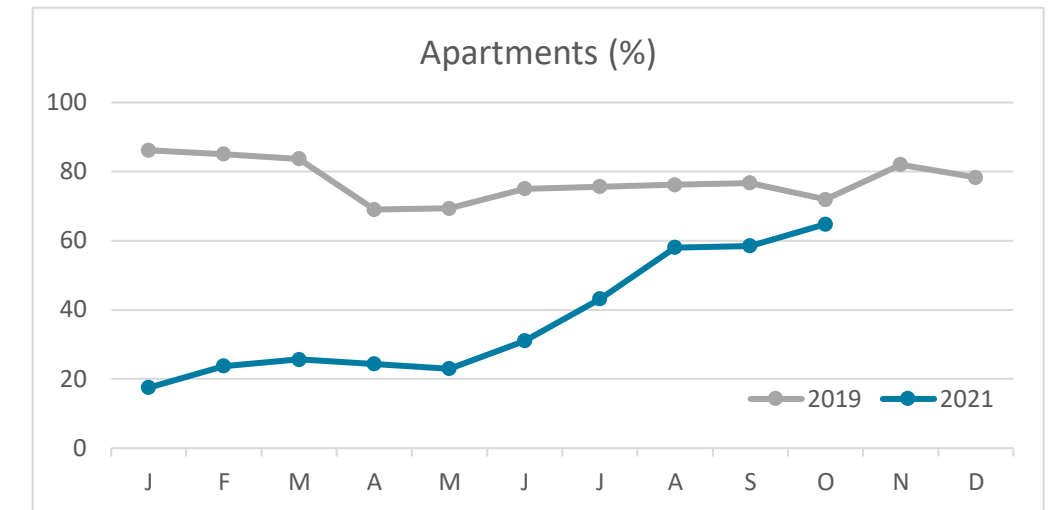
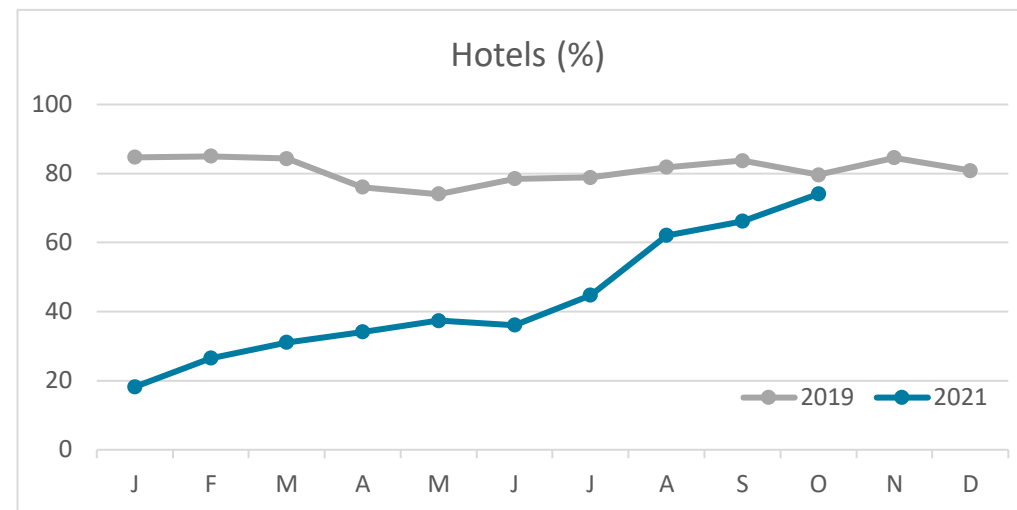
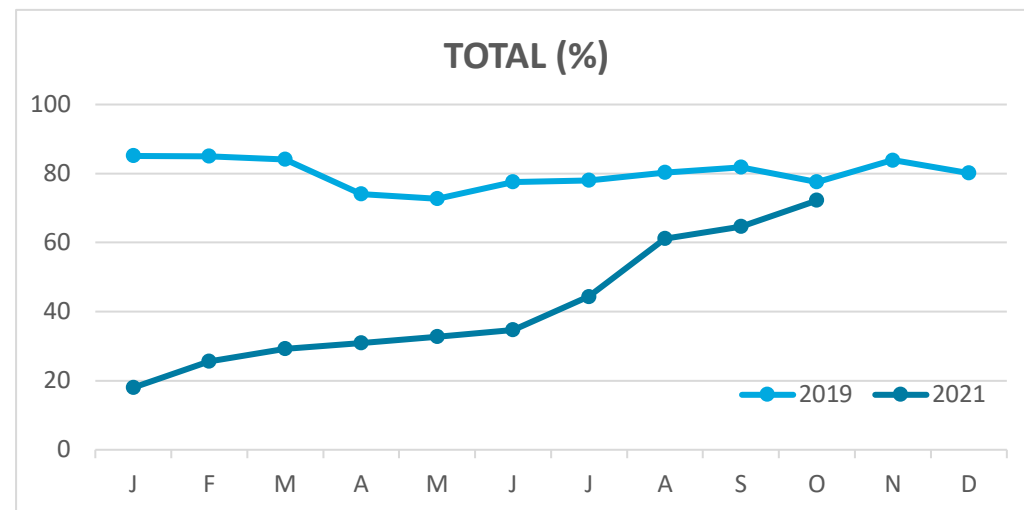


Note: LZ* (Lanzarote), FV* (Fuerteventura), GC* (Gran Canaria), TF* (Tenerife), LG* (La Gomera), LP* (La Palma) and EH* (El Hierro).
 TOTAL does not coincide with the sum of hotel and non-hotel accommodations, since between April and July 2020 the breakdown by islands was not published.

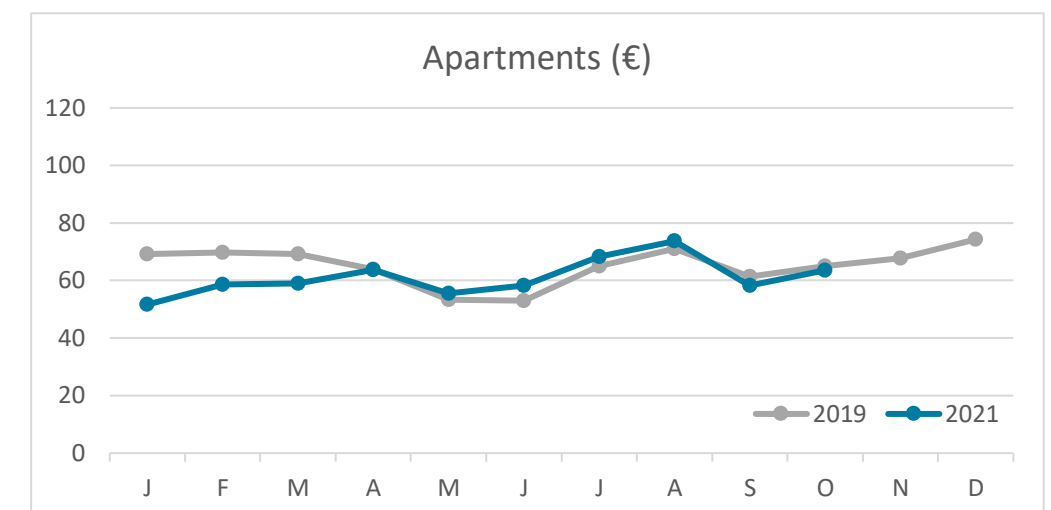
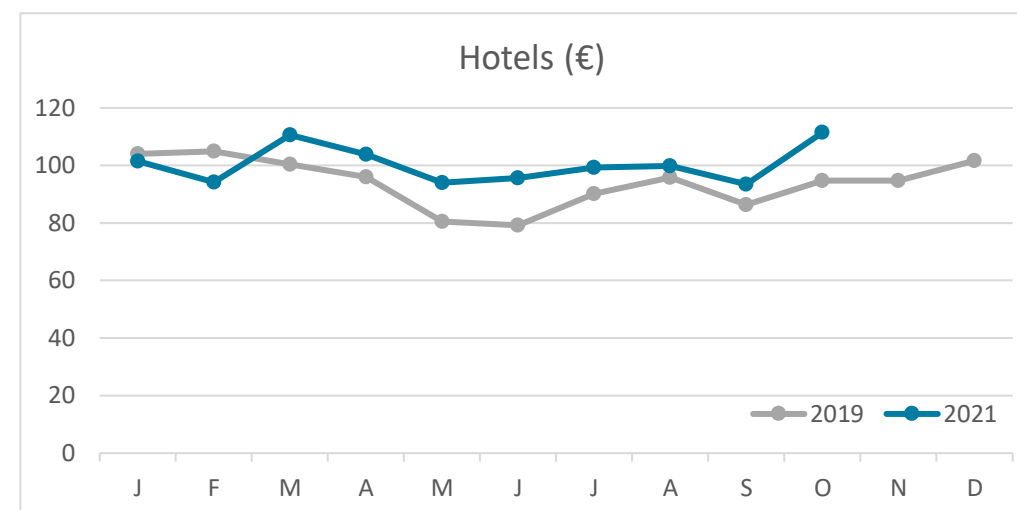
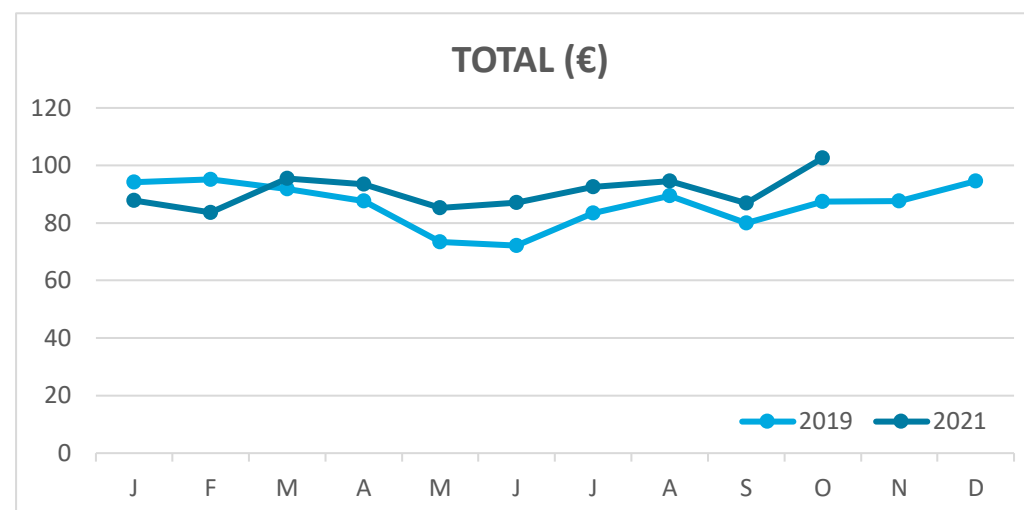
Main tourist accommodation indicators TENERIFE (January - October 2021)



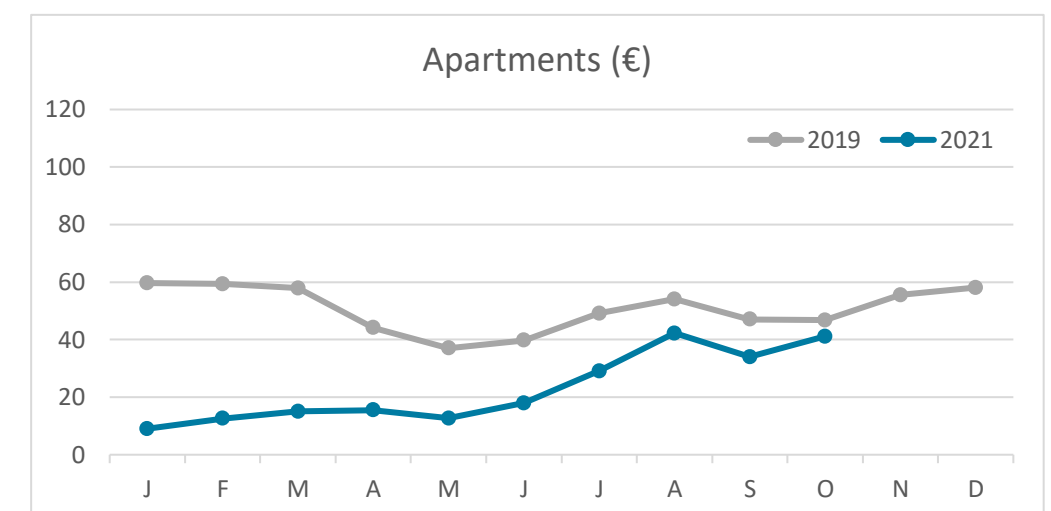
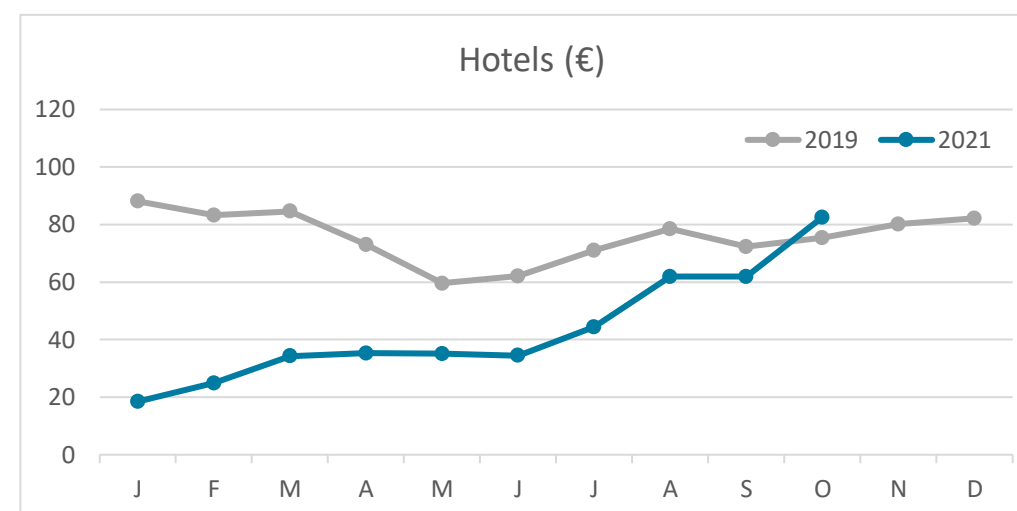
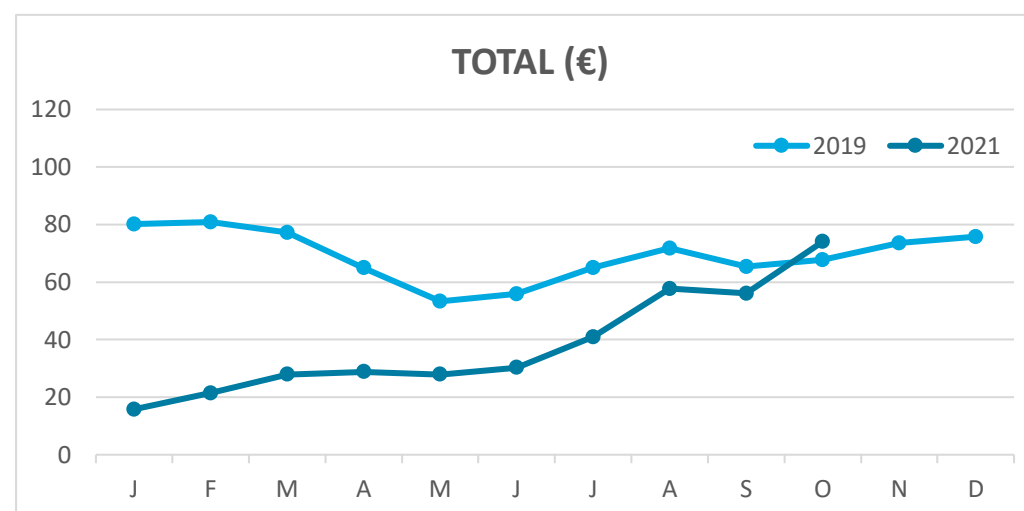
OCCUPANCY RATE PER ROOM / APARTMENT



ADR (Average Daily Rate)



REVPAR (Revenue Per Available Room)



Note: "Guests indicator" refers to number of guests checking in as new arrivals.
Source: Encuestas de Alojamiento Turístico (ISTAC)