
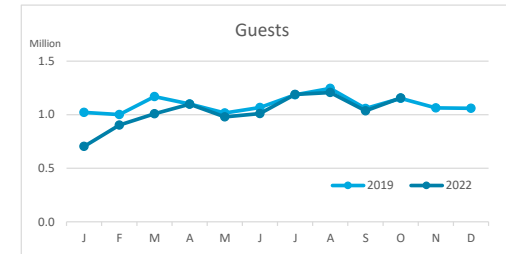


# Main tourist accommodation indicators CANARY ISLANDS (January - October 2022)



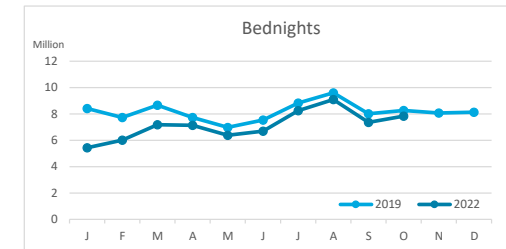
## GUESTS BY ACCOMMODATION TYPE (\*)

	Breakdown by accommodation type											
	TOTAL				Hotels				Apartments			
	Abroad	Mainland	Canary Islands	Total	Abroad	Mainland	Canary Islands	Total	Abroad	Mainland	Canary Islands	Total
Jan-Oct 19	8,656,260	1,169,138	1,190,956	<b>11,016,354</b>	6,200,550	1,010,125	743,068	<b>7,953,743</b>	2,455,710	159,013	447,888	<b>3,062,611</b>
Jan-Oct 22	7,928,068	1,218,596	1,146,180	<b>10,292,844</b>	6,230,857	1,056,189	817,174	<b>8,104,220</b>	1,697,211	162,407	329,006	<b>2,188,624</b>
Change	-728,192	49,458	-44,776	<b>-723,510</b>	30,307	46,064	74,106	<b>150,477</b>	-758,499	3,394	-118,882	<b>-873,987</b>
Change, %	-8.4%	4.2%	-3.8%	<b>-6.6%</b>	0.5%	4.6%	10.0%	<b>1.9%</b>	-30.9%	2.1%	-26.5%	<b>-28.5%</b>



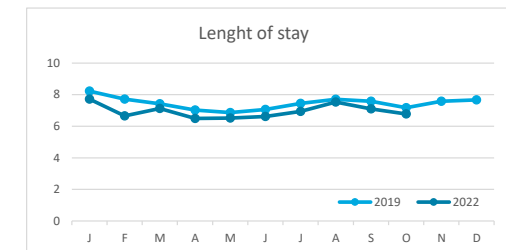
## BEDNIGHTS

	Breakdown by accommodation type											
	TOTAL				Hotels				Apartments			
	Abroad	Mainland	Canary Islands	Total	Abroad	Mainland	Canary Islands	Total	Abroad	Mainland	Canary Islands	Total
Jan-Oct 19	71,510,012	6,072,123	4,178,620	<b>81,760,755</b>	49,065,848	5,143,790	2,245,196	<b>56,454,834</b>	22,444,164	928,333	1,933,424	<b>25,305,921</b>
Jan-Oct 22	61,443,894	5,995,617	3,917,618	<b>71,357,129</b>	46,682,578	5,085,714	2,500,400	<b>54,268,692</b>	14,761,316	909,903	1,417,218	<b>17,088,437</b>
Change	-10,066,118	-76,506	-261,002	<b>-10,403,626</b>	-2,383,270	-58,076	255,204	<b>-2,186,142</b>	-7,682,848	-18,430	-516,206	<b>-8,217,484</b>
Change, %	-14.1%	-1.3%	-6.2%	<b>-12.7%</b>	-4.9%	-1.1%	11.4%	<b>-3.9%</b>	-34.2%	-2.0%	-26.7%	<b>-32.5%</b>

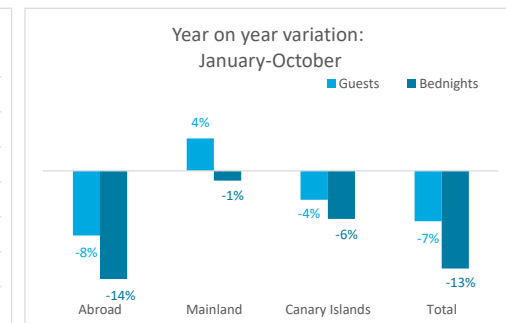
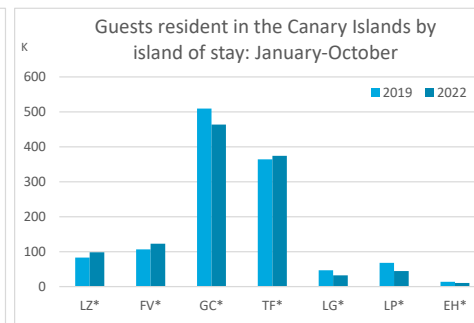
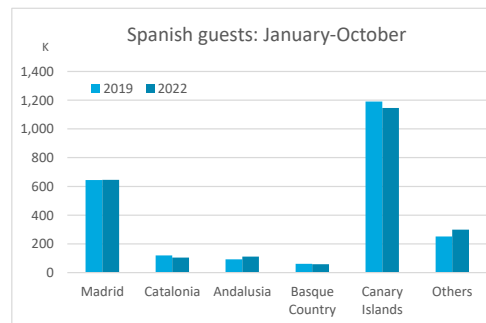
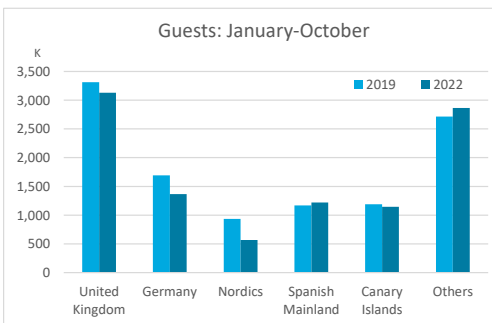


## LENGTH OF STAY

	Breakdown by accommodation type											
	TOTAL				Hotels				Apartments			
	Abroad	Mainland	Canary Islands	Total	Abroad	Mainland	Canary Islands	Total	Abroad	Mainland	Canary Islands	Total
Jan-Oct 19	8.3	5.2	3.5	<b>7.4</b>	7.9	5.1	3.0	<b>7.1</b>	9.1	5.8	4.3	<b>8.3</b>
Jan-Oct 22	7.8	4.9	3.4	<b>6.9</b>	7.5	4.8	3.1	<b>6.7</b>	8.7	5.6	4.3	<b>7.8</b>
Change	-0.5	-0.3	-0.1	<b>-0.5</b>	-0.4	-0.3	0.0	<b>-0.4</b>	-0.4	-0.2	0.0	<b>-0.5</b>



## GUESTS AND BEDNIGHTS BY PLACE OF RESIDENCE



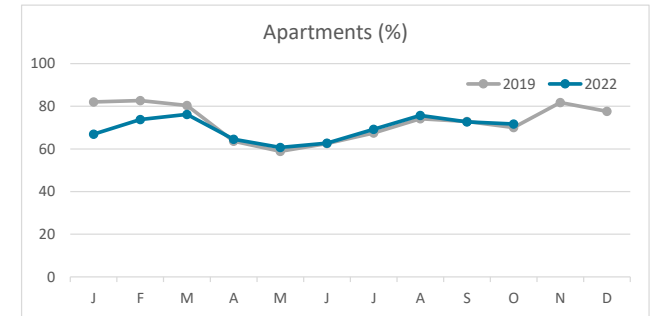
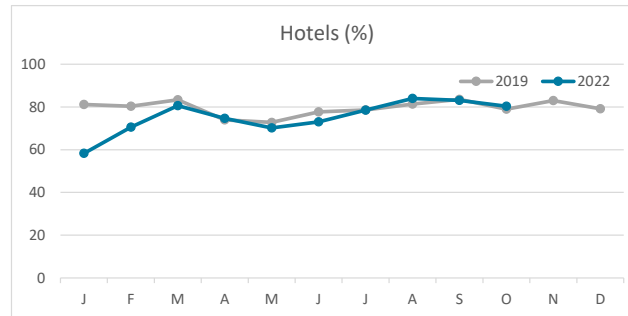
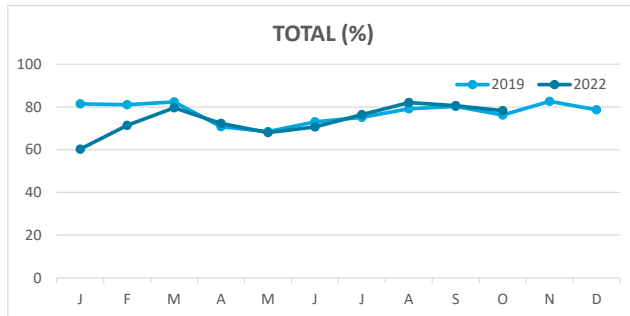
Note: LZ\* (Lanzarote), FV\* (Fuerteventura), GC\* (Gran Canaria), TF\* (Tenerife), LG\* (La Gomera), LP\* (La Palma) and EH\* (El Hierro).

# Main tourist accommodation indicators

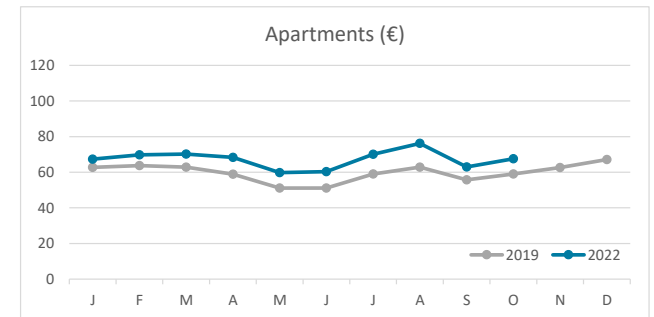
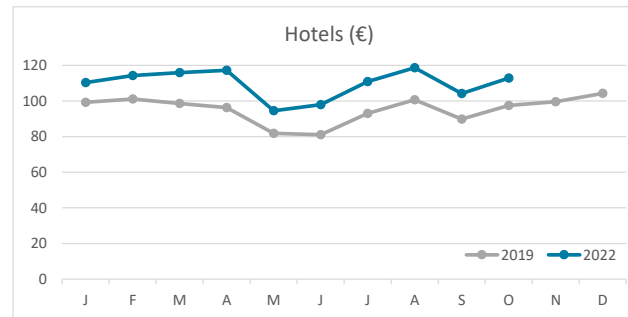
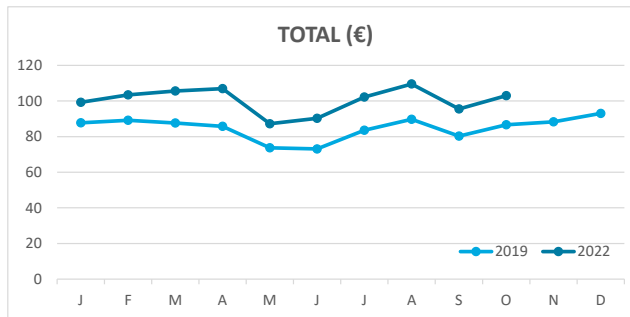
## CANARY ISLANDS (January - October 2022)



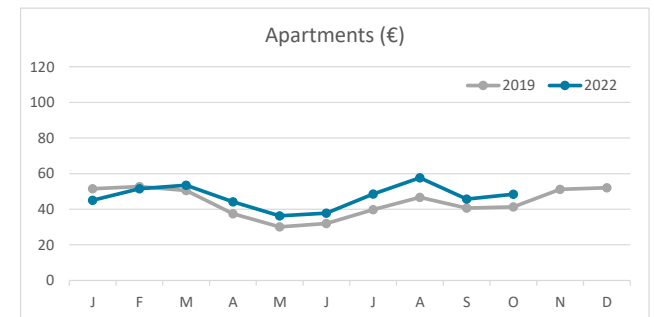
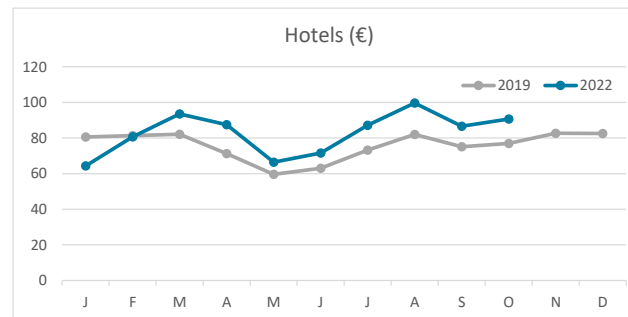
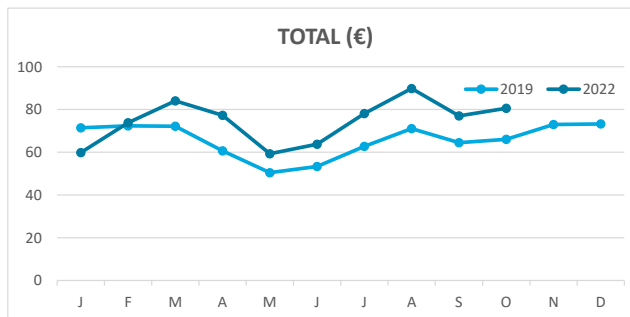
### OCCUPANCY RATE PER ROOM / APARTMENT



### ADR (Average Daily Rate)



### REVPAR (Revenue Per Available Room)



Note: "Guests indicator" refers to number of guests checking in as new arrivals.  
 Source: Encuestas de Alojamiento Turístico (ISTAC)