

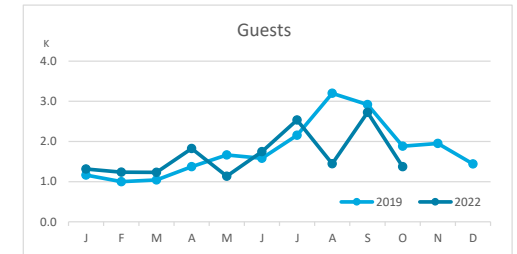
# Main tourist accommodation indicators

## EL HIERRO (January - October 2022)



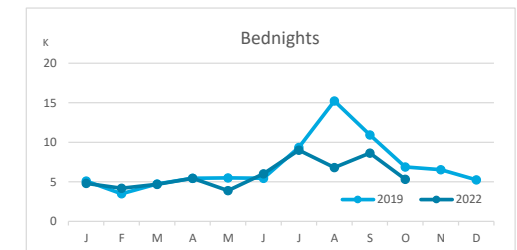
### GUESTS BY ACCOMMODATION TYPE (\*)

	Breakdown by accommodation type											
	TOTAL				Hotels				Apartments			
	Abroad	Mainland	Canary Islands	Total	Abroad	Mainland	Canary Islands	Total	Abroad	Mainland	Canary Islands	Total
Jan-Oct 19	2,423	1,956	13,593	17,972	2,082	1,802	5,141	9,025	341	154	8,452	8,947
Jan-Oct 22	2,716	3,205	10,646	16,567	2,420	2,851	4,619	9,890	296	354	6,027	6,677
Change	293	1,249	-2,947	-1,405	338	1,049	-522	865	-45	200	-2,425	-2,270
Change, %	12.1%	63.9%	-21.7%	-7.8%	16.2%	58.2%	-10.2%	9.6%	-13.2%	129.9%	-28.7%	-25.4%



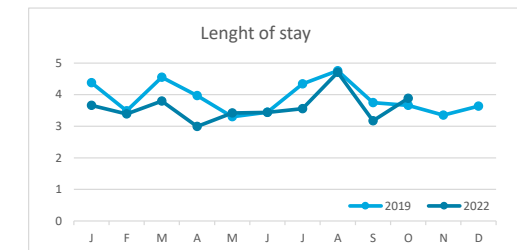
### BEDNIGHTS

	Breakdown by accommodation type											
	TOTAL				Hotels				Apartments			
	Abroad	Mainland	Canary Islands	Total	Abroad	Mainland	Canary Islands	Total	Abroad	Mainland	Canary Islands	Total
Jan-Oct 19	11,312	9,150	51,646	72,108	9,522	8,471	18,196	36,189	1,790	679	33,450	35,919
Jan-Oct 22	10,410	13,774	34,637	58,821	8,850	11,604	11,056	31,510	1,560	2,170	23,581	27,311
Change	-902	4,624	-17,009	-13,287	-672	3,133	-7,140	-4,679	-230	1,491	-9,869	-8,608
Change, %	-8.0%	50.5%	-32.9%	-18.4%	-7.1%	37.0%	-39.2%	-12.9%	-12.8%	219.6%	-29.5%	-24.0%

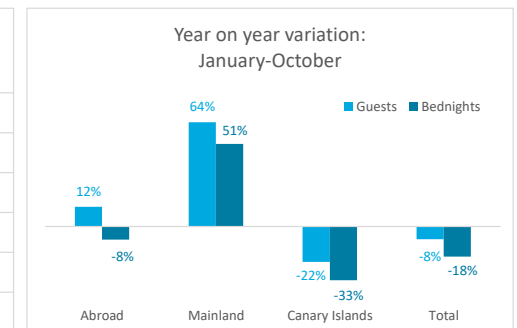
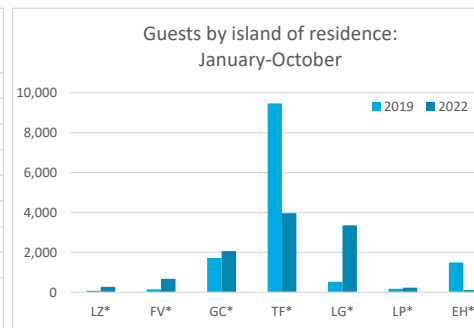
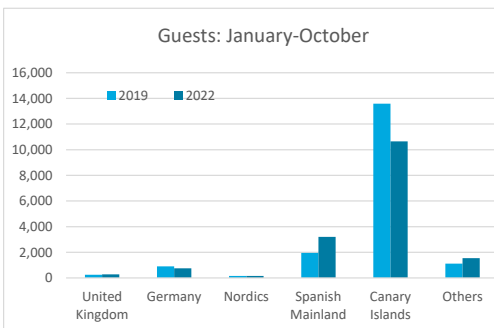


### LENGHT OF STAY

	Breakdown by accommodation type											
	TOTAL				Hotels				Apartments			
	Abroad	Mainland	Canary Islands	Total	Abroad	Mainland	Canary Islands	Total	Abroad	Mainland	Canary Islands	Total
Jan-Oct 19	4.7	4.7	3.8	4.0	4.6	4.7	3.5	4.0	5.2	4.4	4.0	4.0
Jan-Oct 22	3.8	4.3	3.3	3.6	3.7	4.1	2.4	3.2	5.3	6.1	3.9	4.1
Change	-0.8	-0.4	-0.5	-0.5	-0.9	-0.6	-1.1	-0.8	0.0	1.7	0.0	0.1



### GUESTS AND BEDNIGHTS BY PLACE OF RESIDENCE



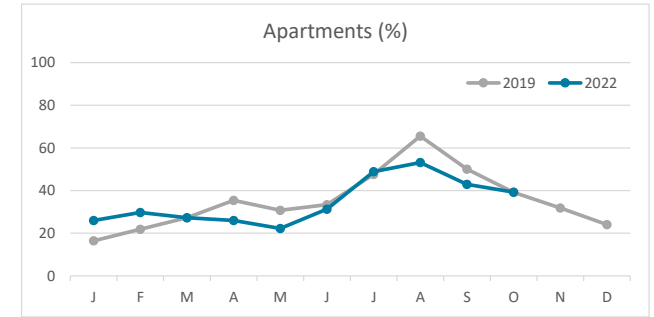
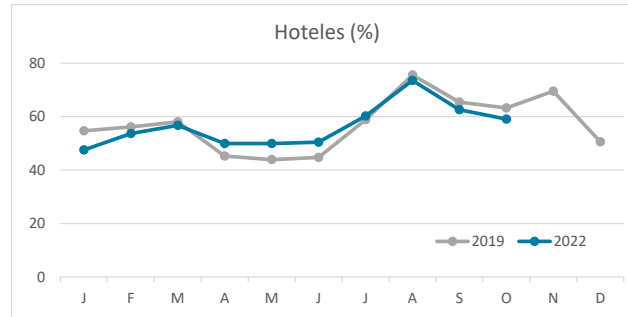
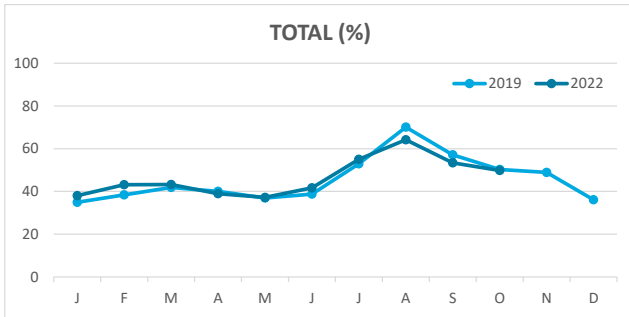
Note: LZ\* (Lanzarote), FV\* (Fuerteventura), GC\* (Gran Canaria), TF\* (Tenerife), LG\* (La Gomera), LP\* (La Palma) and EH\* (El Hierro).

# Main tourist accommodation indicators

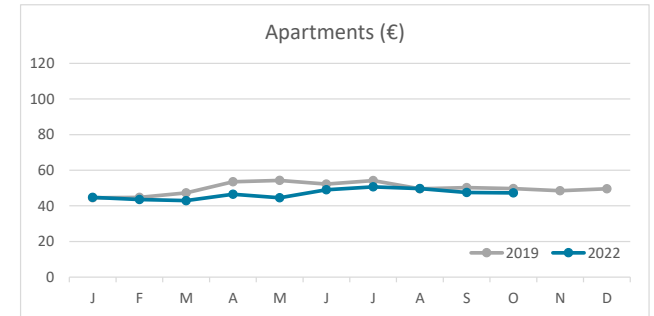
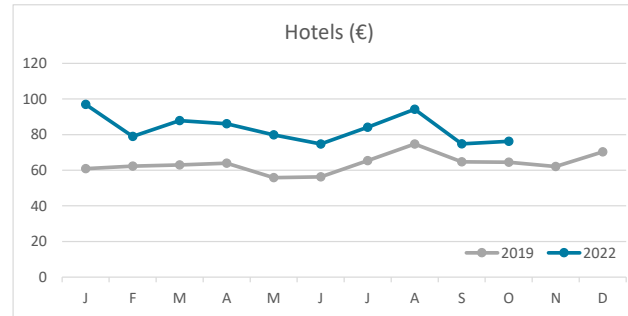
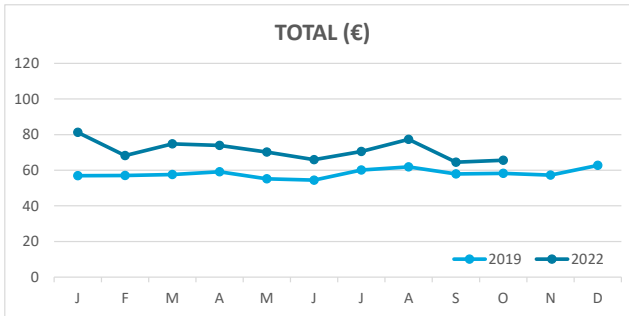
## EL HIERRO (January - October 2022)



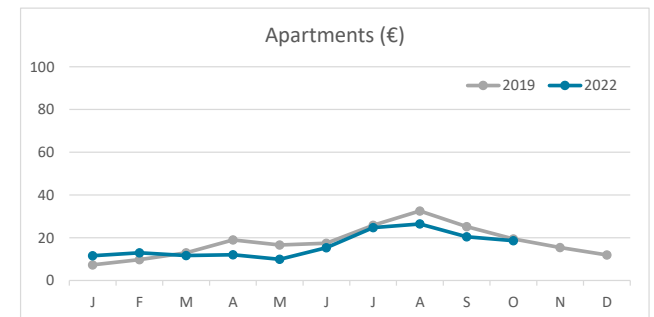
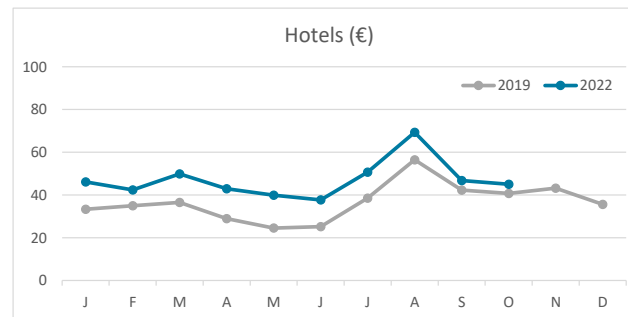
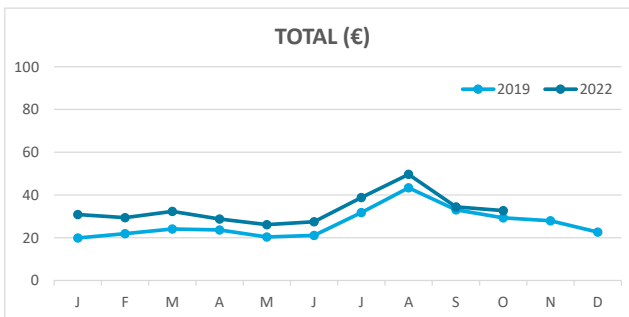
### OCCUPANCY RATE PER ROOM / APARTMENT



### ADR (Average Daily Rate)



### REVPAR (Revenue Per Available Room)



Note: "Guests indicator" refers to number of guests checking in as new arrivals.  
 Source: Encuestas de Alojamiento Turístico (ISTAC)