

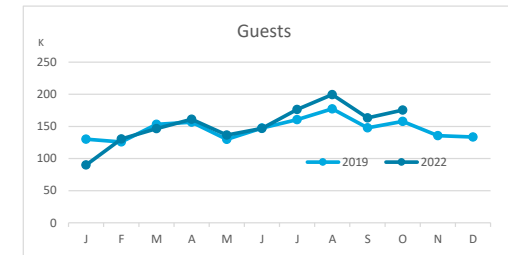
Main tourist accommodation indicators

FUERTEVENTURA (January - October 2022)



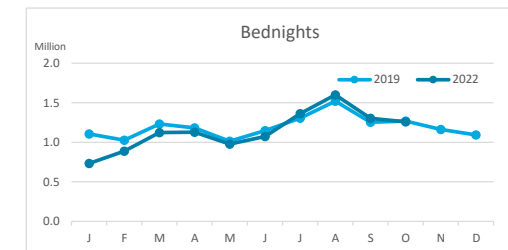
GUESTS BY ACCOMMODATION TYPE (*)

	Breakdown by accommodation type											
	TOTAL				Hotels				Apartments			
	Abroad	Mainland	Canary Islands	Total	Abroad	Mainland	Canary Islands	Total	Abroad	Mainland	Canary Islands	Total
Jan-Oct 19	1,281,500	98,001	106,564	1,486,065	1,111,227	82,281	75,207	1,268,715	170,273	15,720	31,357	217,350
Jan-Oct 22	1,293,277	109,748	122,786	1,525,811	1,163,265	87,586	96,221	1,347,072	130,012	22,162	26,565	178,739
Change	11,777	11,747	16,222	39,746	52,038	5,305	21,014	78,357	-40,261	6,442	-4,792	-38,611
Change, %	0.9%	12.0%	15.2%	2.7%	4.7%	6.4%	27.9%	6.2%	-23.6%	41.0%	-15.3%	-17.8%



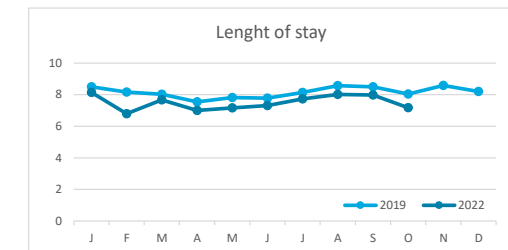
BEDNIGHTS

	Breakdown by accommodation type											
	TOTAL				Hotels				Apartments			
	Abroad	Mainland	Canary Islands	Total	Abroad	Mainland	Canary Islands	Total	Abroad	Mainland	Canary Islands	Total
Jan-Oct 19	11,073,424	514,511	467,962	12,055,897	9,315,688	440,533	278,491	10,034,712	1,757,736	73,978	189,471	2,021,185
Jan-Oct 22	10,372,009	568,049	504,936	11,444,994	9,191,144	461,413	381,070	10,033,627	1,180,865	106,636	123,866	1,411,367
Change	-701,415	53,538	36,974	-610,903	-124,544	20,880	102,579	-1,085	-576,871	32,658	-65,605	-609,818
Change, %	-6.3%	10.4%	7.9%	-5.1%	-1.3%	4.7%	36.8%	0.0%	-32.8%	44.1%	-34.6%	-30.2%

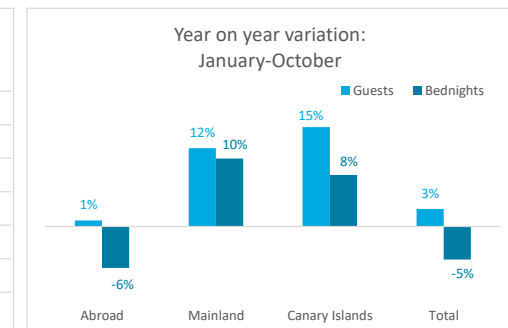
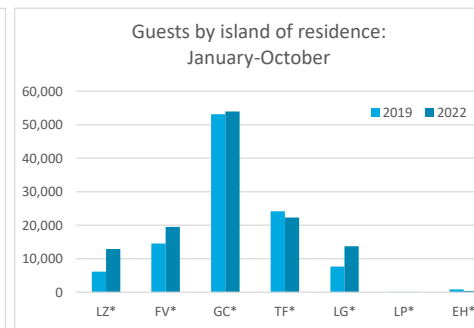
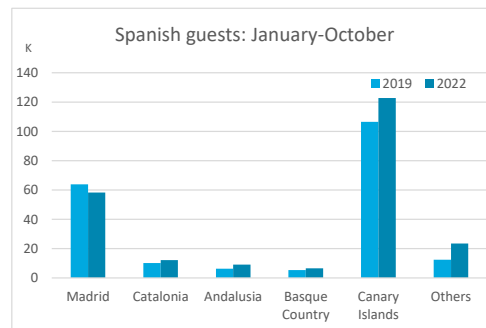
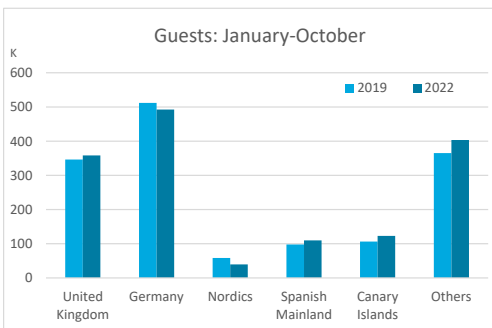


LENGHT OF STAY

	Breakdown by accommodation type											
	TOTAL				Hotels				Apartments			
	Abroad	Mainland	Canary Islands	Total	Abroad	Mainland	Canary Islands	Total	Abroad	Mainland	Canary Islands	Total
Jan-Oct 19	8.6	5.3	4.4	8.1	8.4	5.4	3.7	7.9	10.3	4.7	6.0	9.3
Jan-Oct 22	8.0	5.2	4.1	7.5	7.9	5.3	4.0	7.4	9.1	4.8	4.7	7.9
Change	-0.6	-0.1	-0.3	-0.6	-0.5	-0.1	0.3	-0.5	-1.2	0.1	-1.4	-1.4



GUESTS AND BEDNIGHTS BY PLACE OF RESIDENCE



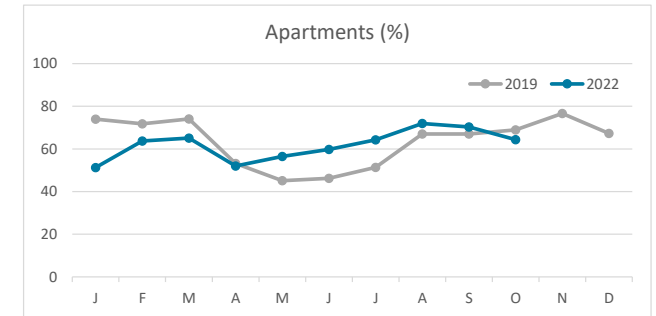
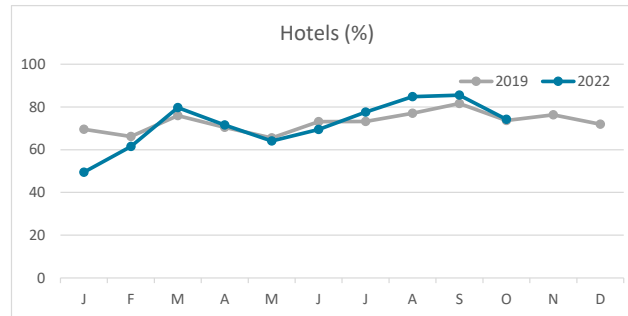
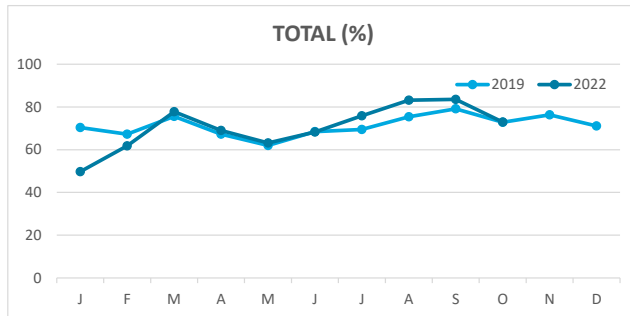
Note: LZ* (Lanzarote), FV* (Fuerteventura), GC* (Gran Canaria), TF* (Tenerife), LG* (La Gomera), LP* (La Palma) and EH* (El Hierro).

Main tourist accommodation indicators

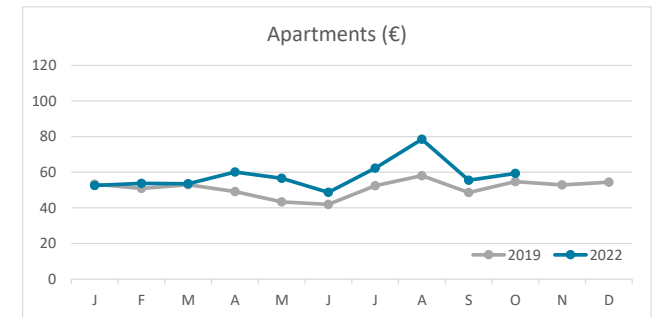
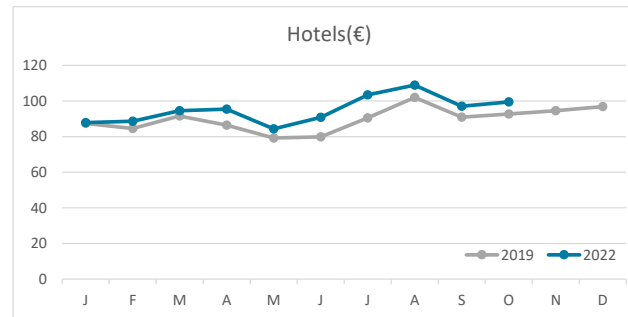
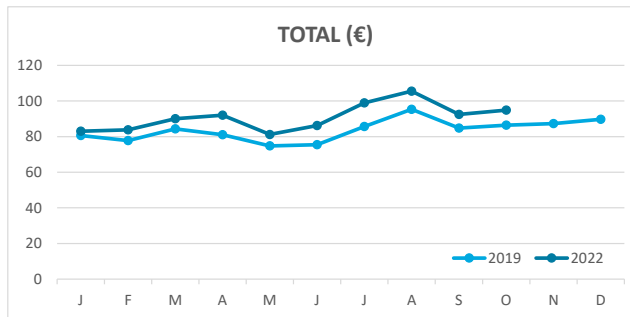
FUERTEVENTURA (January - October 2022)



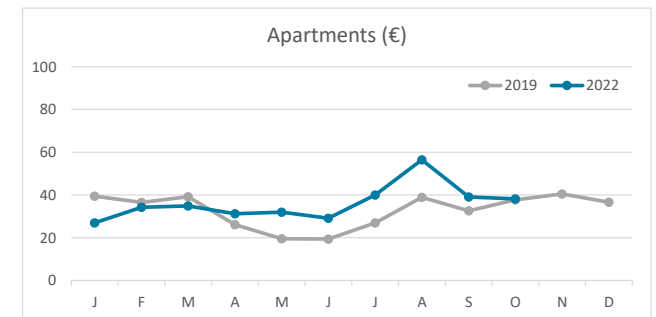
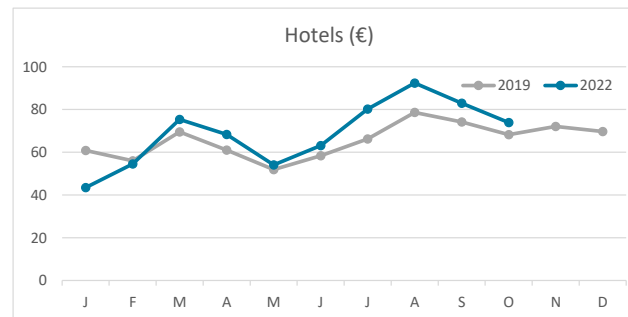
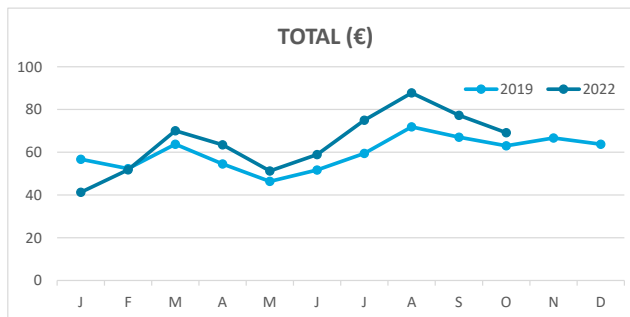
OCCUPANCY RATE PER ROOM / APARTMENT



ADR (Average Daily Rate)



REVPAR (Revenue Per Available Room)



Note: "Guests indicator" refers to number of guests checking in as new arrivals.
 Source: Encuestas de Alojamiento Turístico (ISTAC)