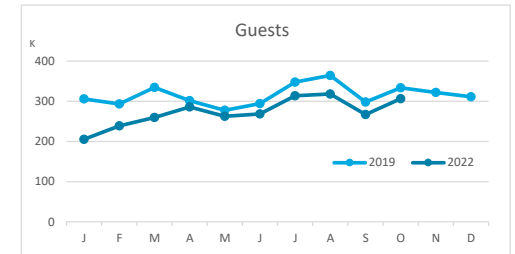


Main tourist accommodation indicators GRAN CANARIA (January - October 2022)



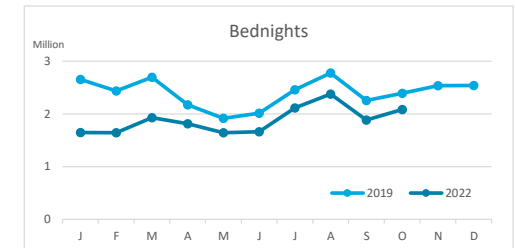
GUESTS BY ACCOMMODATION TYPE (*)

	Breakdown by accommodation type											
	TOTAL				Hotels				Apartments			
	Abroad	Mainland	Canary Islands	Total	Abroad	Mainland	Canary Islands	Total	Abroad	Mainland	Canary Islands	Total
Jan-Oct 19	2,338,512	303,645	509,592	3,151,749	1,562,432	269,333	273,462	2,105,227	776,080	34,312	236,130	1,046,522
Jan-Oct 22	1,943,970	319,071	463,546	2,726,587	1,529,091	288,383	315,305	2,132,779	414,879	30,688	148,241	593,808
Change	-394,542	15,426	-46,046	-425,162	-33,341	19,050	41,843	27,552	-361,201	-3,624	-87,889	-452,714
Change, %	-16.9%	5.1%	-9.0%	-13.5%	-2.1%	7.1%	15.3%	1.3%	-46.5%	-10.6%	-37.2%	-43.3%



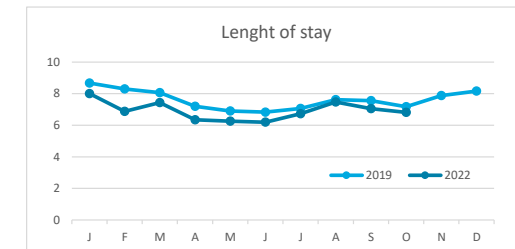
BEDNIGHTS

	Breakdown by accommodation type											
	TOTAL				Hotels				Apartments			
	Abroad	Mainland	Canary Islands	Total	Abroad	Mainland	Canary Islands	Total	Abroad	Mainland	Canary Islands	Total
Jan-Oct 19	20,551,890	1,412,786	1,805,818	23,770,494	12,899,250	1,196,943	841,529	14,937,722	7,652,640	215,843	964,289	8,832,772
Jan-Oct 22	15,776,487	1,405,047	1,615,644	18,797,178	11,717,783	1,242,545	932,242	13,892,570	4,058,704	162,502	683,402	4,904,608
Change	-4,775,403	-7,739	-190,174	-4,973,316	-1,181,467	45,602	90,713	-1,045,152	-3,593,936	-53,341	-280,887	-3,928,164
Change, %	-23.2%	-0.5%	-10.5%	-20.9%	-9.2%	3.8%	10.8%	-7.0%	-47.0%	-24.7%	-29.1%	-44.5%

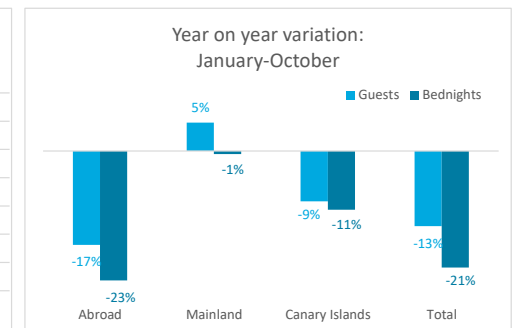
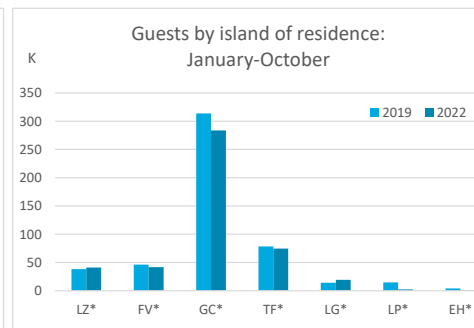
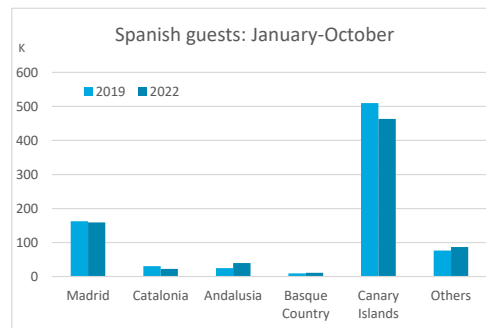
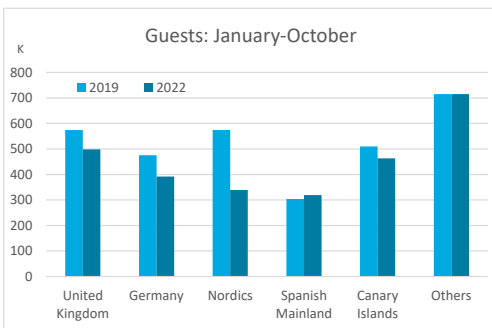


LENGHT OF STAY

	Breakdown by accommodation type											
	TOTAL				Hotels				Apartments			
	Abroad	Mainland	Canary Islands	Total	Abroad	Mainland	Canary Islands	Total	Abroad	Mainland	Canary Islands	Total
Jan-Oct 19	8.8	4.7	3.5	7.5	8.3	4.4	3.1	7.1	9.9	6.3	4.1	8.4
Jan-Oct 22	8.1	4.4	3.5	6.9	7.7	4.3	3.0	6.5	9.8	5.3	4.6	8.3
Change	-0.7	-0.2	-0.1	-0.6	-0.6	-0.1	-0.1	-0.6	-0.1	-1.0	0.5	-0.2



GUESTS AND BEDNIGHTS BY PLACE OF RESIDENCE

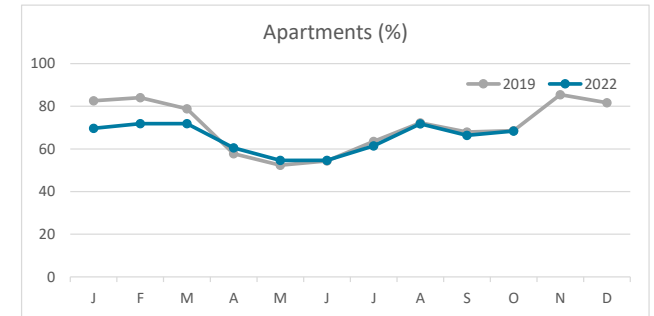
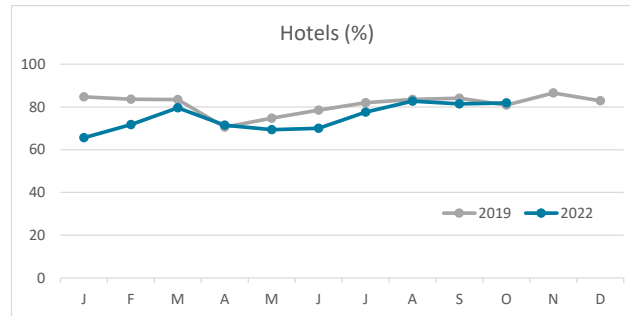
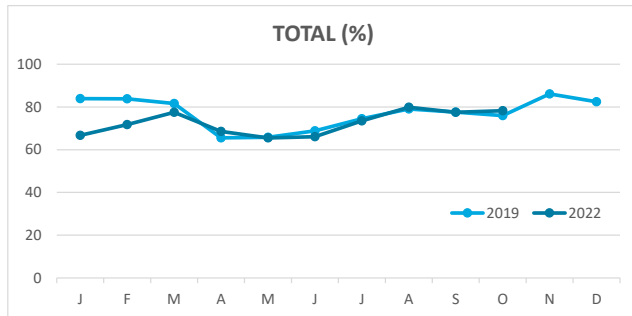


Note: LZ* (Lanzarote), FV* (Fuerteventura), GC* (Gran Canaria), TF* (Tenerife), LG* (La Gomera), LP* (La Palma) and EH* (El Hierro).

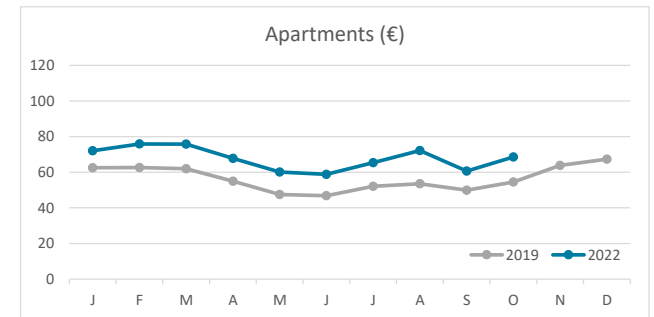
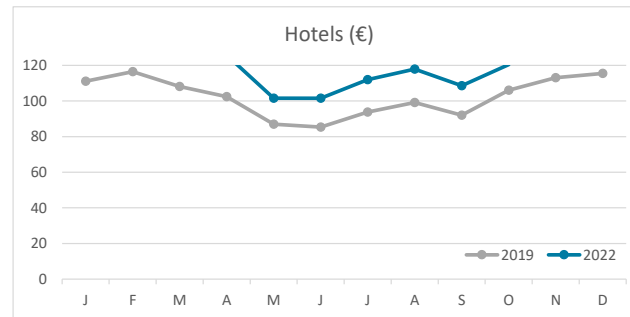
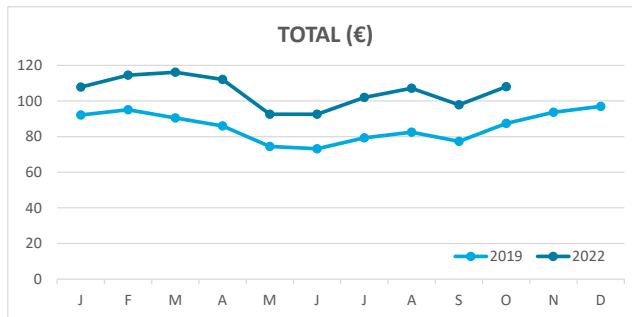
Main tourist accommodation indicators GRAN CANARIA (January - October 2022)



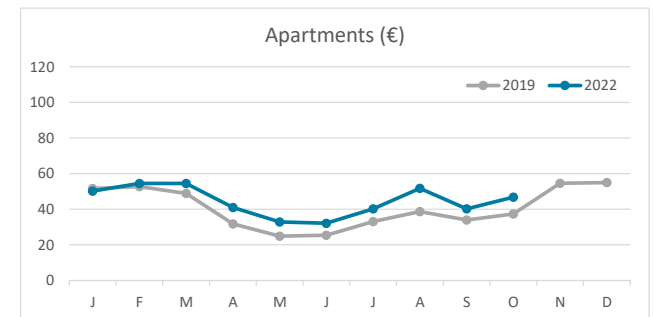
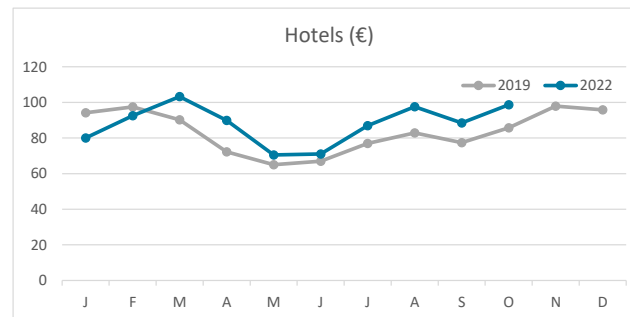
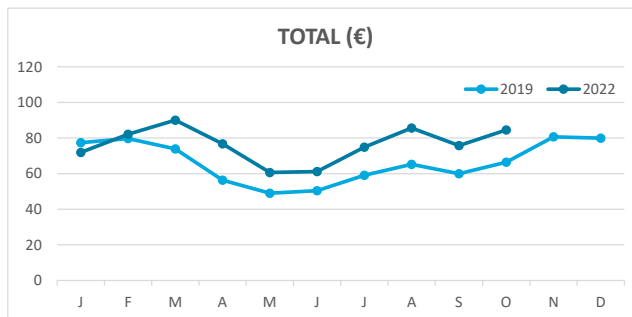
OCCUPANCY RATE PER ROOM / APARTMENT



ADR (Average Daily Rate)



REVPAR (Revenue Per Available Room)



Note: "Guests indicator" refers to number of guests checking in as new arrivals.
Source: Encuestas de Alojamiento Turístico (ISTAC)