

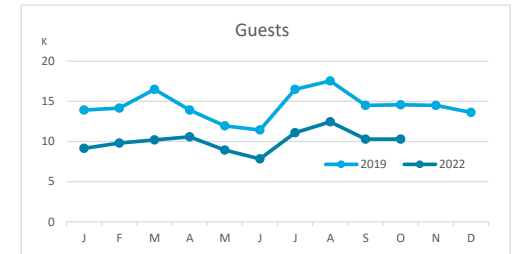
# Main tourist accommodation indicators

## LA GOMERA (January - October 2022)



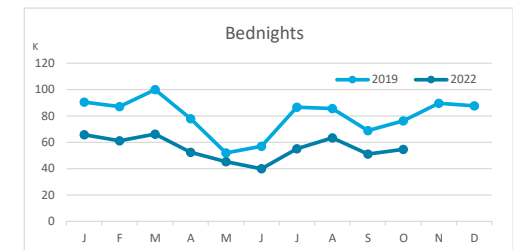
### GUESTS BY ACCOMMODATION TYPE (\*)

	Breakdown by accommodation type											
	TOTAL				Hotels				Apartments			
	Abroad	Mainland	Canary Islands	Total	Abroad	Mainland	Canary Islands	Total	Abroad	Mainland	Canary Islands	Total
Jan-Oct 19	72,680	4,380	67,852	144,912	46,462	2,375	41,854	90,691	26,218	2,005	25,998	54,221
Jan-Oct 22	51,828	4,450	44,310	100,588	33,291	3,351	30,673	67,315	18,537	1,099	13,637	33,273
Change	-20,852	70	-23,542	-44,324	-13,171	976	-11,181	-23,376	-7,681	-906	-12,361	-20,948
Change, %	-28.7%	1.6%	-34.7%	-30.6%	-28.3%	41.1%	-26.7%	-25.8%	-29.3%	-45.2%	-47.5%	-38.6%



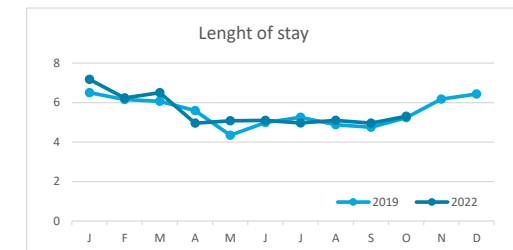
### BEDNIGHTS

	Breakdown by accommodation type											
	TOTAL				Hotels				Apartments			
	Abroad	Mainland	Canary Islands	Total	Abroad	Mainland	Canary Islands	Total	Abroad	Mainland	Canary Islands	Total
Jan-Oct 19	572,209	15,014	194,411	781,634	319,246	8,572	94,466	422,284	252,963	6,442	99,945	359,350
Jan-Oct 22	409,346	16,007	129,515	554,868	218,492	11,676	78,047	308,215	190,854	4,331	51,468	246,653
Change	-162,863	993	-64,896	-226,766	-100,754	3,104	-16,419	-114,069	-62,109	-2,111	-48,477	-112,697
Change, %	-28.5%	6.6%	-33.4%	-29.0%	-31.6%	36.2%	-17.4%	-27.0%	-24.6%	-32.8%	-48.5%	-31.4%

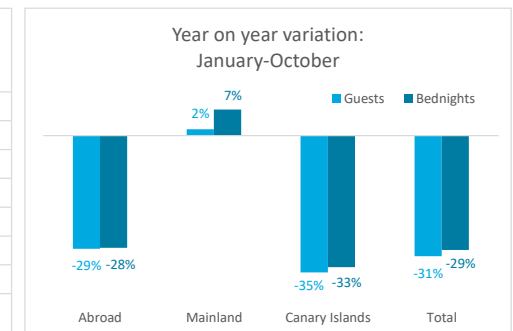
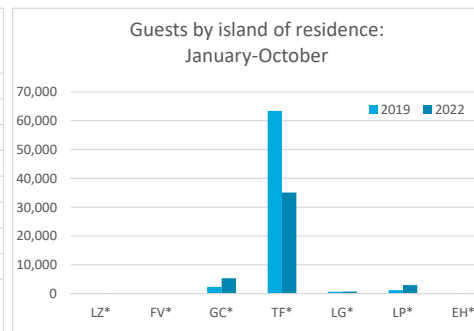
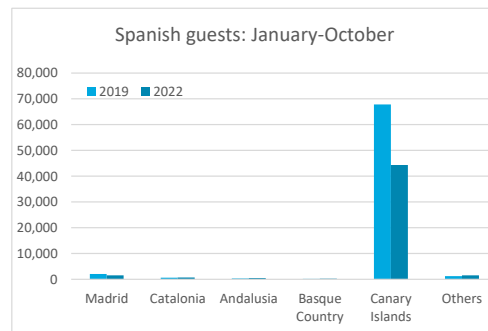
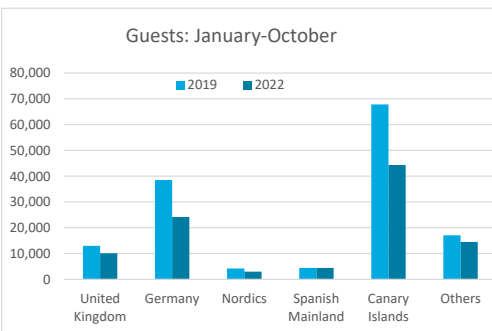


### LENGHT OF STAY

	Breakdown by accommodation type											
	TOTAL				Hotels				Apartments			
	Abroad	Mainland	Canary Islands	Total	Abroad	Mainland	Canary Islands	Total	Abroad	Mainland	Canary Islands	Total
Jan-Oct 19	7.9	3.4	2.9	5.4	6.9	3.6	2.3	4.7	9.6	3.2	3.8	6.6
Jan-Oct 22	7.9	3.6	2.9	5.5	6.6	3.5	2.5	4.6	10.3	3.9	3.8	7.4
Change	0.0	0.2	0.1	0.1	-0.3	-0.1	0.3	-0.1	0.6	0.7	-0.1	0.8




### GUESTS AND BEDNIGHTS BY PLACE OF RESIDENCE

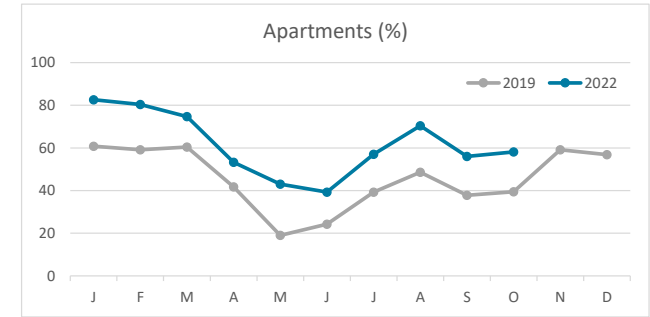
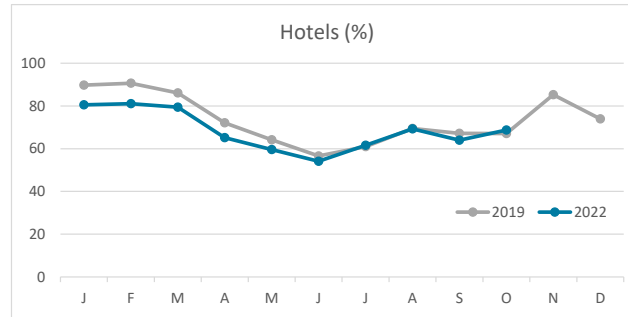
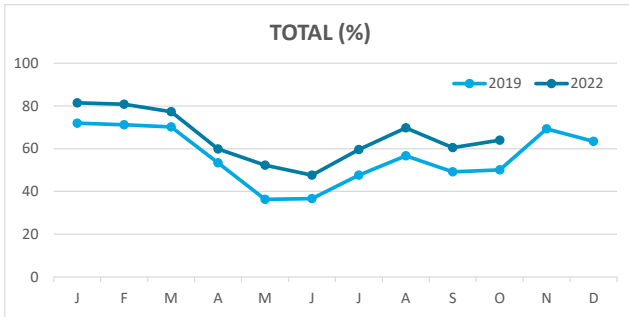


Note: LZ\* (Lanzarote), FV\* (Fuerteventura), GC\* (Gran Canaria), TF\* (Tenerife), LG\* (La Gomera), LP\* (La Palma) and EH\* (El Hierro).

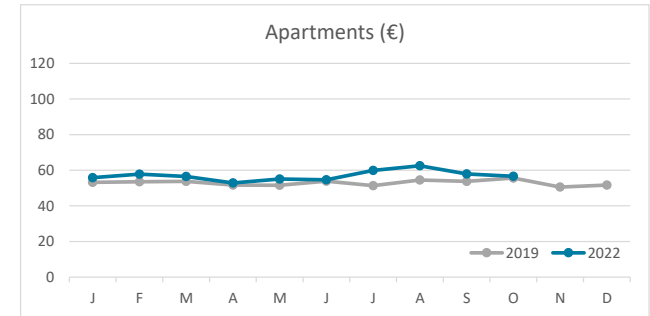
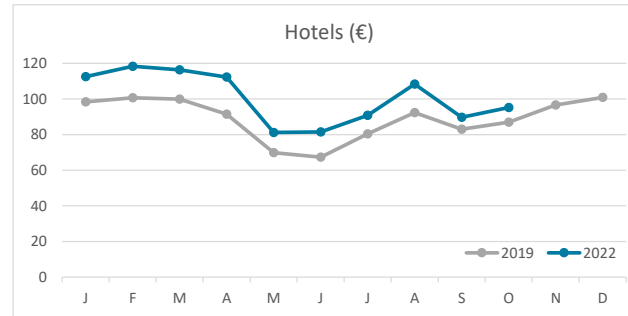
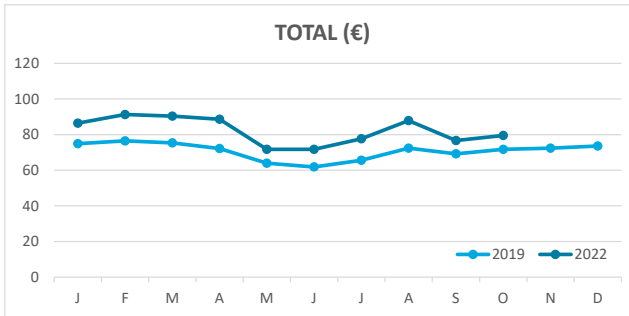
# Main tourist accommodation indicators LA GOMERA (January - October 2022)



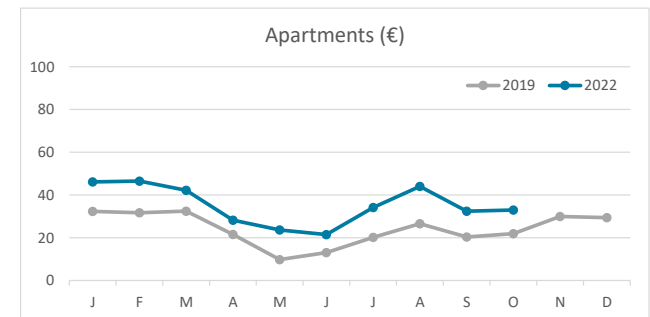
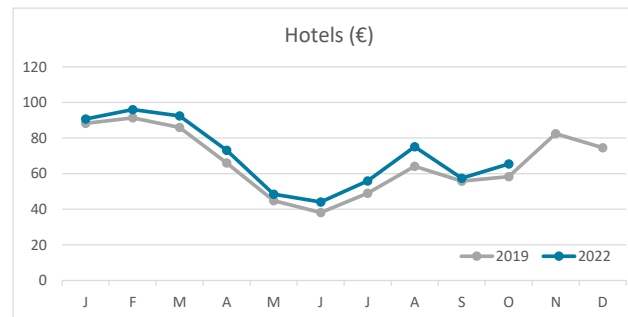
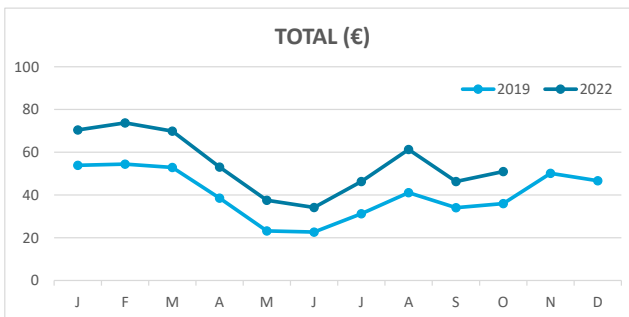
## OCCUPANCY RATE PER ROOM / APARTMENT



## ADR (Average Daily Rate)



## REVPAR (Revenue Per Available Room)



Note: "Guests indicator" refers to number of guests checking in as new arrivals.  
Source: Encuestas de Alojamiento Turístico (ISTAC)