

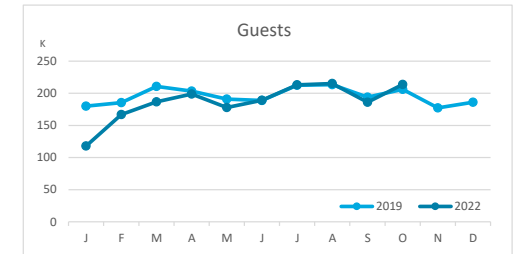
Main tourist accommodation indicators

LANZAROTE (January - October 2022)



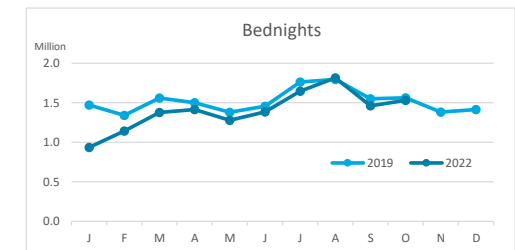
GUESTS BY ACCOMMODATION TYPE (*)

	Breakdown by accommodation type											
	TOTAL				Hotels				Apartments			
	Abroad	Mainland	Canary Islands	Total	Abroad	Mainland	Canary Islands	Total	Abroad	Mainland	Canary Islands	Total
Jan-Oct 19	1,716,117	185,794	82,933	1,984,844	1,164,852	157,442	47,229	1,369,523	551,265	28,352	35,704	615,321
Jan-Oct 22	1,545,587	221,143	98,205	1,864,935	1,096,724	182,005	61,340	1,340,069	448,863	39,138	36,865	524,866
Change	-170,530	35,349	15,272	-119,909	-68,128	24,563	14,111	-29,454	-102,402	10,786	1,161	-90,455
Change, %	-9.9%	19.0%	18.4%	-6.0%	-5.8%	15.6%	29.9%	-2.2%	-18.6%	38.0%	3.3%	-14.7%



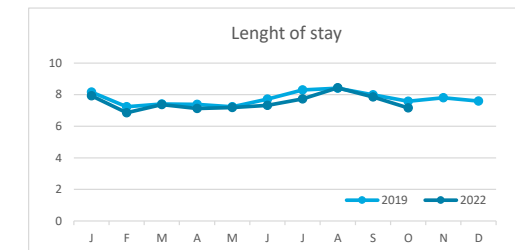
BEDNIGHTS

	Breakdown by accommodation type											
	TOTAL				Hotels				Apartments			
	Abroad	Mainland	Canary Islands	Total	Abroad	Mainland	Canary Islands	Total	Abroad	Mainland	Canary Islands	Total
Jan-Oct 19	13,951,986	1,100,255	327,313	15,379,554	9,043,787	906,967	149,684	10,100,438	4,908,199	193,288	177,629	5,279,116
Jan-Oct 22	12,291,677	1,240,449	455,701	13,987,827	8,396,737	973,173	256,587	9,626,497	3,894,940	267,276	199,114	4,361,330
Change	-1,660,309	140,194	128,388	-1,391,727	-647,050	66,206	106,903	-473,941	-1,013,259	73,988	21,485	-917,786
Change, %	-11.9%	12.7%	39.2%	-9.0%	-7.2%	7.3%	71.4%	-4.7%	-20.6%	38.3%	12.1%	-17.4%

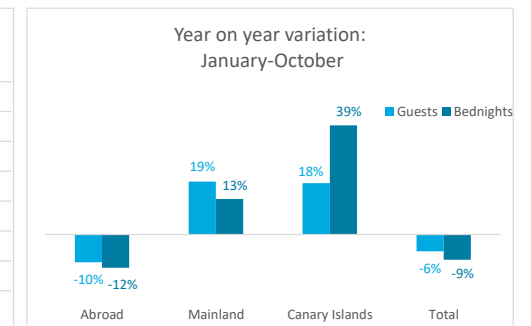
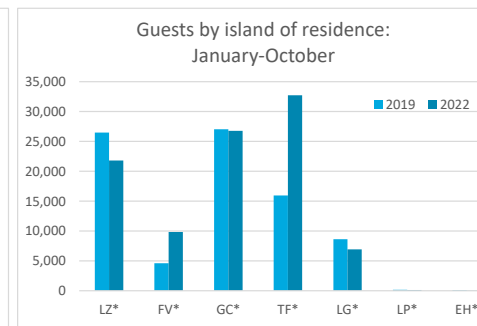
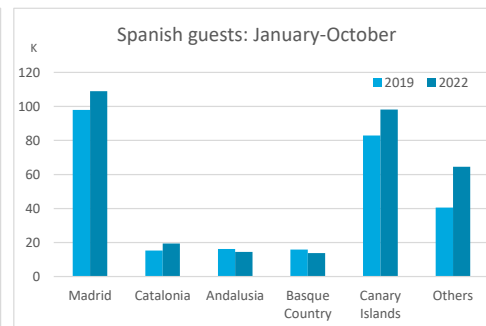
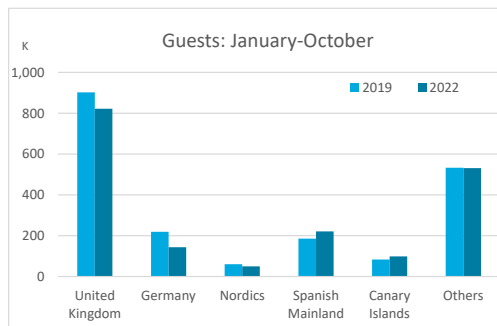


LENGHT OF STAY

	Breakdown by accommodation type											
	TOTAL				Hotels				Apartments			
	Abroad	Mainland	Canary Islands	Total	Abroad	Mainland	Canary Islands	Total	Abroad	Mainland	Canary Islands	Total
Jan-Oct 19	8.1	5.9	3.9	7.7	7.8	5.8	3.2	7.4	8.9	6.8	5.0	8.6
Jan-Oct 22	8.0	5.6	4.6	7.5	7.7	5.3	4.2	7.2	8.7	6.8	5.4	8.3
Change	-0.2	-0.3	0.7	-0.2	-0.1	-0.4	1.0	-0.2	-0.2	0.0	0.4	-0.3



GUESTS AND BEDNIGHTS BY PLACE OF RESIDENCE

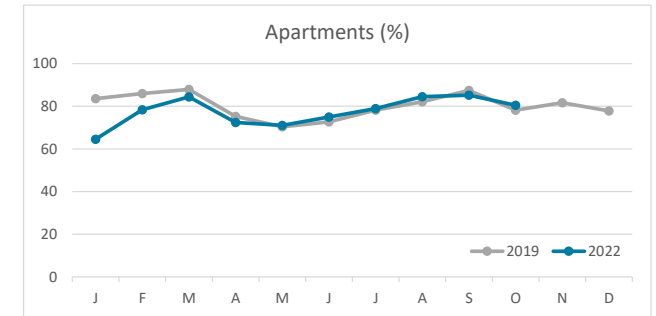
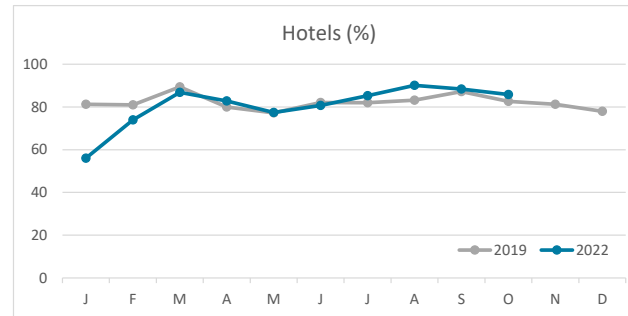
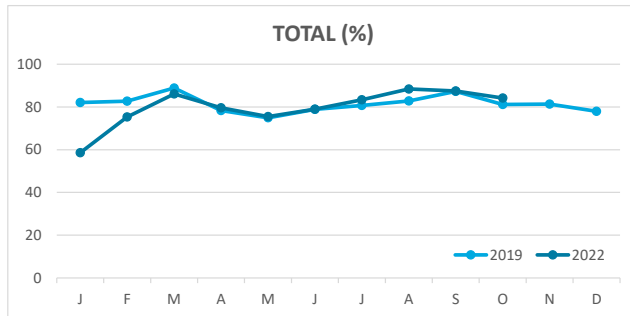


Note: LZ* (Lanzarote), FV* (Fuerteventura), GC* (Gran Canaria), TF* (Tenerife), LG* (La Gomera), LP* (La Palma) and EH* (El Hierro).

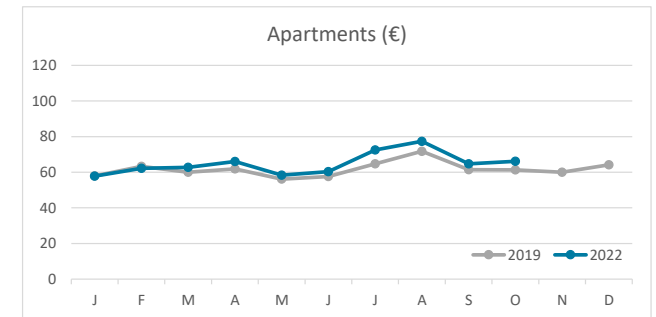
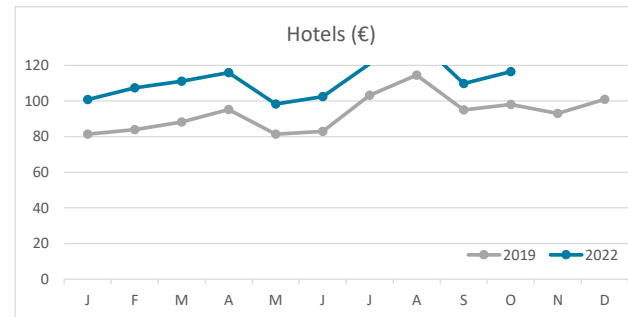
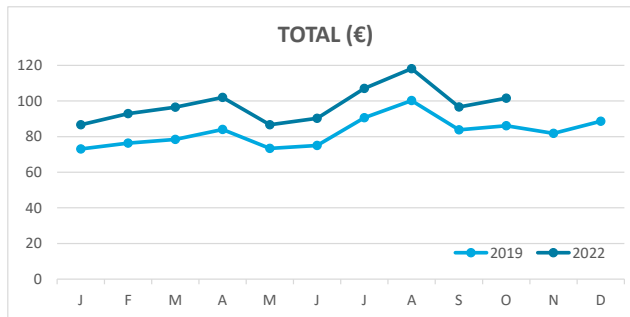
Main tourist accommodation indicators LANZAROTE (January - October 2022)



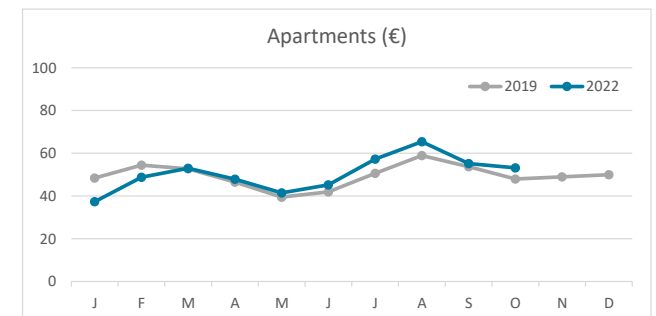
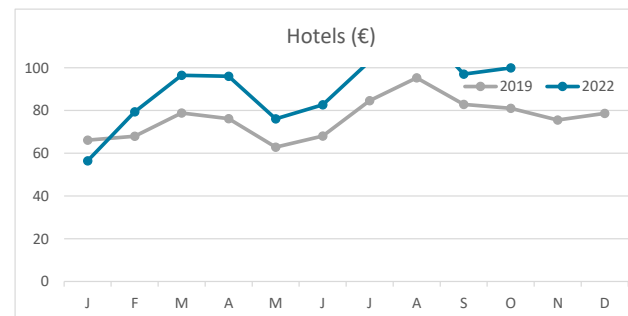
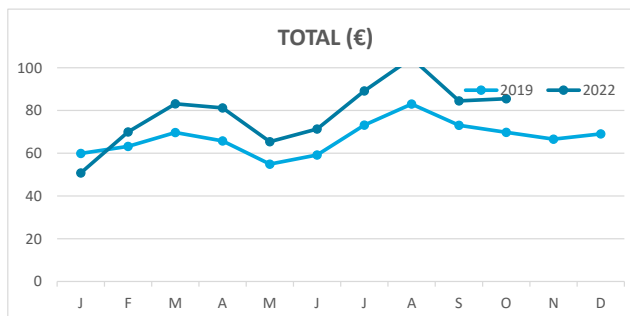
OCCUPANCY RATE PER ROOM / APARTMENT



ADR (Average Daily Rate)



REVPAR (Revenue Per Available Room)



Note: "Guests indicator" refers to number of guests checking in as new arrivals.
Source: Encuestas de Alojamiento Turístico (ISTAC)