

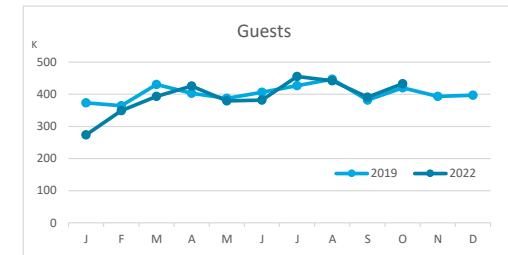
Main tourist accommodation indicators

TENERIFE (January - October 2022)



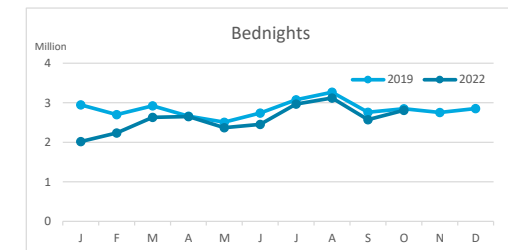
GUESTS BY ACCOMMODATION TYPE (*)

	Breakdown by accommodation type											
	TOTAL				Hotels				Apartments			
	Abroad	Mainland	Canary Islands	Total	Abroad	Mainland	Canary Islands	Total	Abroad	Mainland	Canary Islands	Total
Jan-Oct 19	3,130,857	546,340	363,873	4,041,070	2,229,486	472,715	271,299	2,973,500	901,371	73,625	92,574	1,067,570
Jan-Oct 22	3,041,672	508,787	374,364	3,924,823	2,372,460	451,979	291,583	3,116,022	669,212	56,808	82,781	808,801
Change	-89,185	-37,553	10,491	-116,247	142,974	-20,736	20,284	142,522	-232,159	-16,817	-9,793	-258,769
Change, %	-2.8%	-6.9%	2.9%	-2.9%	6.4%	-4.4%	7.5%	4.8%	-25.8%	-22.8%	-10.6%	-24.2%



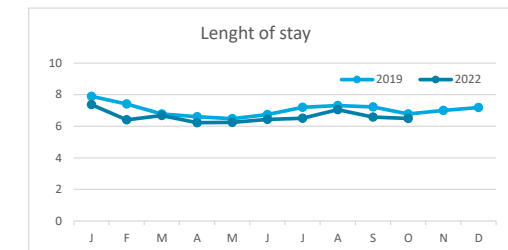
BEDNIGHTS

	Breakdown by accommodation type											
	TOTAL				Hotels				Apartments			
	Abroad	Mainland	Canary Islands	Total	Abroad	Mainland	Canary Islands	Total	Abroad	Mainland	Canary Islands	Total
Jan-Oct 19	24,391,620	2,880,489	1,155,368	28,427,477	16,848,893	2,475,676	781,865	20,106,434	7,542,727	404,813	373,503	8,321,043
Jan-Oct 22	22,250,273	2,520,975	1,054,198	25,825,446	16,928,791	2,215,369	776,522	19,920,682	5,321,482	305,606	277,676	5,904,764
Change	-2,141,347	-359,514	-101,170	-2,602,031	79,898	-260,307	-5,343	-185,752	-2,221,245	-99,207	-95,827	-2,416,279
Change, %	-8.8%	-12.5%	-8.8%	-9.2%	0.5%	-10.5%	-0.7%	-0.9%	-29.4%	-24.5%	-25.7%	-29.0%

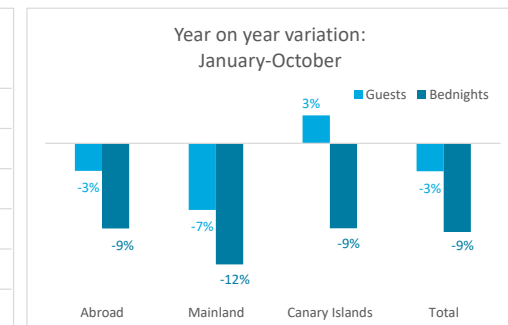
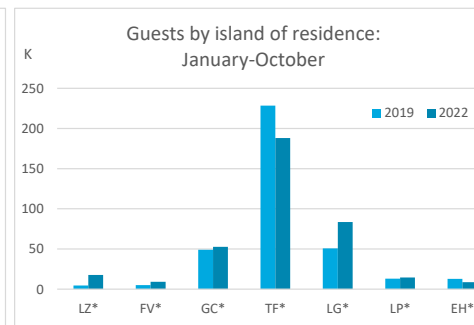
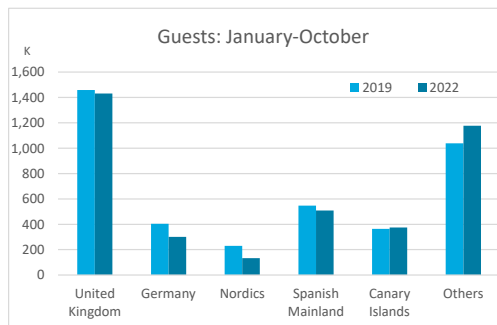


LENGHT OF STAY

	Breakdown by accommodation type											
	TOTAL				Hotels				Apartments			
	Abroad	Mainland	Canary Islands	Total	Abroad	Mainland	Canary Islands	Total	Abroad	Mainland	Canary Islands	Total
Jan-Oct 19	7.8	5.3	3.2	7.0	7.6	5.2	2.9	6.8	8.4	5.5	4.0	7.8
Jan-Oct 22	7.3	5.0	2.8	6.6	7.1	4.9	2.7	6.4	8.0	5.4	3.4	7.3
Change	-0.5	-0.3	-0.4	-0.5	-0.4	-0.3	-0.2	-0.4	-0.4	-0.1	-0.7	-0.5



GUESTS AND BEDNIGHTS BY PLACE OF RESIDENCE



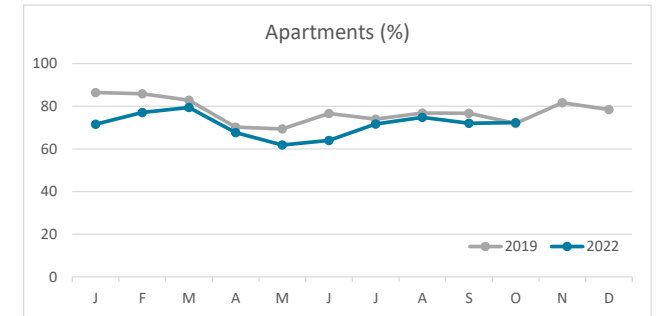
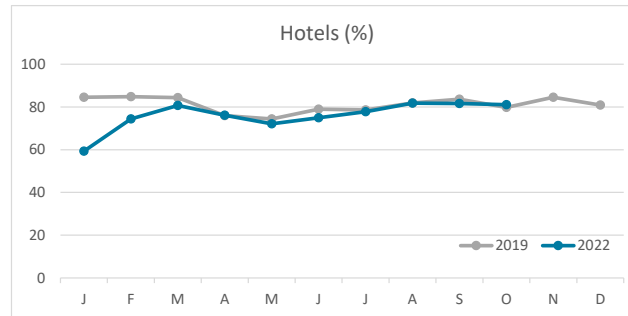
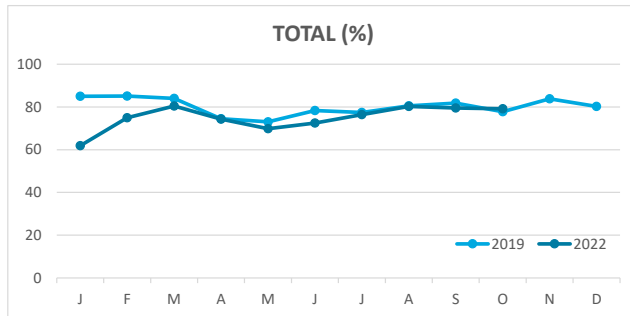
Note: LZ* (Lanzarote), FV* (Fuerteventura), GC* (Gran Canaria), TF* (Tenerife), LG* (La Gomera), LP* (La Palma) and EH* (El Hierro).

Main tourist accommodation indicators

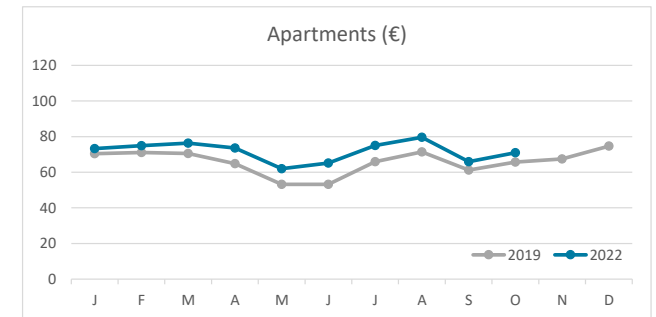
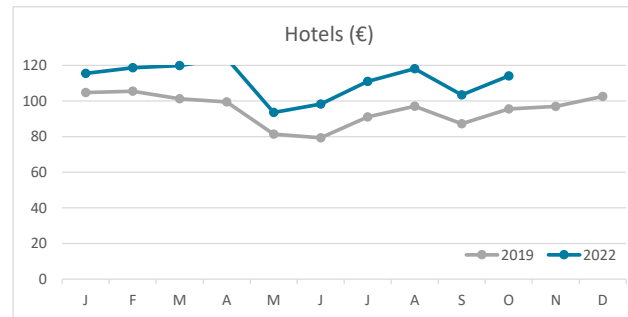
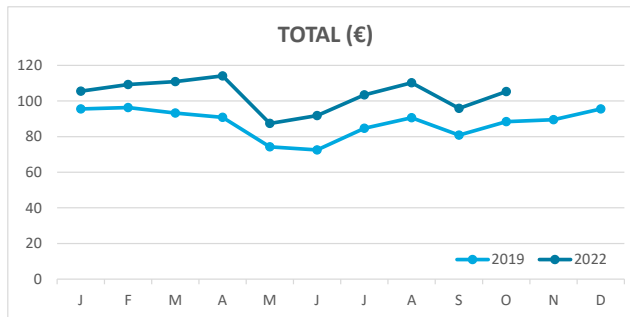
TENERIFE (January - October 2022)



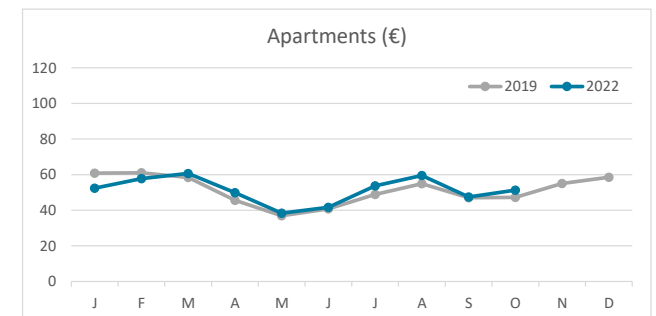
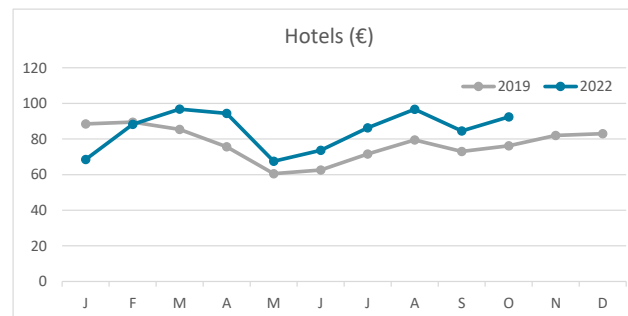
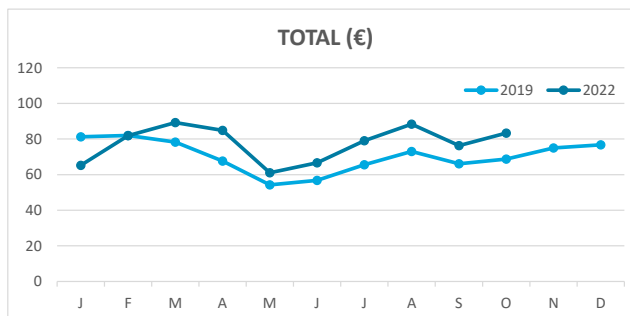
OCCUPANCY RATE PER ROOM / APARTMENT



ADR (Average Daily Rate)



REVPAR (Revenue Per Available Room)



Note: "Guests indicator" refers to number of guests checking in as new arrivals.
 Source: Encuestas de Alojamiento Turístico (ISTAC)