


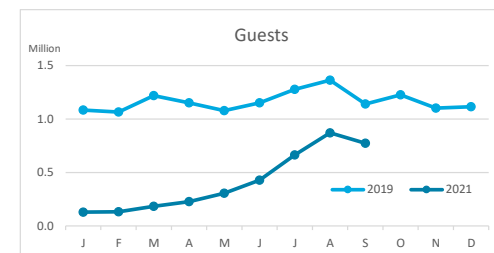
Main tourist accommodation indicators

CANARY ISLANDS (January - September 2021)



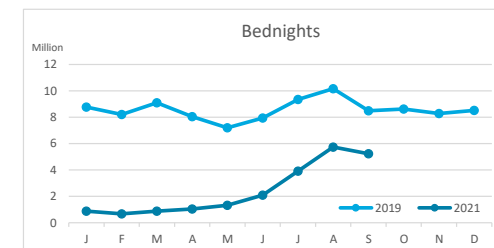
GUESTS BY ACCOMMODATION TYPE (*)

	Breakdown by accommodation type											
	TOTAL				Hotels				Apartments			
	Abroad	Mainland	Canary Islands	Total	Abroad	Mainland	Canary Islands	Total	Abroad	Mainland	Canary Islands	Total
Jan-Sep19	7,878,153	1,249,631	1,401,756	10,529,540	5,605,703	973,377	862,022	7,441,102	2,272,450	276,254	539,734	3,088,438
Jan-Sep21	1,888,684	743,214	1,084,175	3,716,073	1,510,754	635,956	774,534	2,921,244	377,930	107,258	309,641	794,829
Change	-5,989,469	-506,417	-317,581	-6,813,467	-4,094,949	-337,421	-87,488	-4,519,858	-1,894,520	-168,996	-230,093	-2,293,609
Change, %	-76.0%	-40.5%	-22.7%	-64.7%	-73.0%	-34.7%	-10.1%	-60.7%	-83.4%	-61.2%	-42.6%	-74.3%



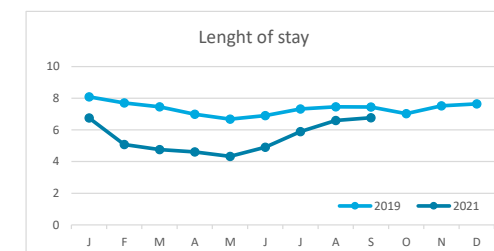
BEDNIGHTS

	Breakdown by accommodation type											
	TOTAL				Hotels				Apartments			
	Abroad	Mainland	Canary Islands	Total	Abroad	Mainland	Canary Islands	Total	Abroad	Mainland	Canary Islands	Total
Jan-Sep19	65,691,624	6,585,034	4,987,489	77,264,147	44,566,020	4,964,408	2,668,839	52,199,267	21,125,604	1,620,626	2,318,650	25,064,880
Jan-Sep21	14,461,013	3,606,081	3,718,062	21,785,156	11,364,995	3,017,439	2,402,347	16,784,781	3,096,018	588,642	1,315,715	5,000,375
Change	-51,230,611	-2,978,953	-1,269,427	-55,478,991	-33,201,025	-1,946,969	-266,492	-35,414,486	-18,029,586	-1,031,984	-1,002,935	-20,064,505
Change, %	-78.0%	-45.2%	-25.5%	-71.8%	-74.5%	-39.2%	-10.0%	-67.8%	-85.3%	-63.7%	-43.3%	-80.1%

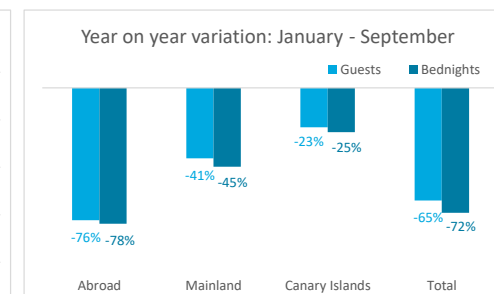
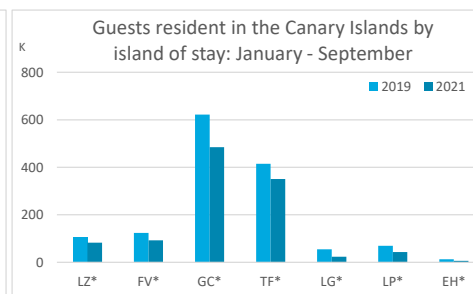
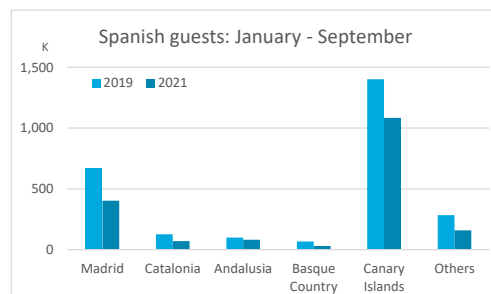
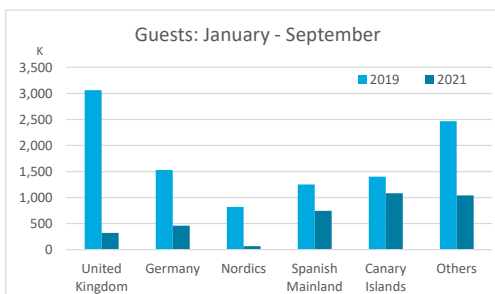


LENGHT OF STAY

	Breakdown by accommodation type											
	TOTAL				Hotels				Apartments			
	Abroad	Mainland	Canary Islands	Total	Abroad	Mainland	Canary Islands	Total	Abroad	Mainland	Canary Islands	Total
Jan-Sep19	8.3	5.3	3.6	7.3	8.0	5.1	3.1	7.0	9.3	5.9	4.3	8.1
Jan-Sep21	7.7	4.9	3.4	5.9	7.5	4.7	3.1	5.7	8.2	5.5	4.2	6.3
Change	-0.7	-0.4	-0.1	-1.5	-0.4	-0.4	0.0	-1.3	-1.1	-0.4	0.0	-1.8



GUESTS AND BEDNIGHTS BY PLACE OF RESIDENCE



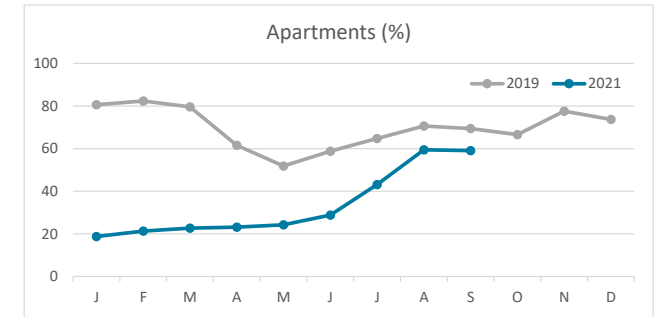
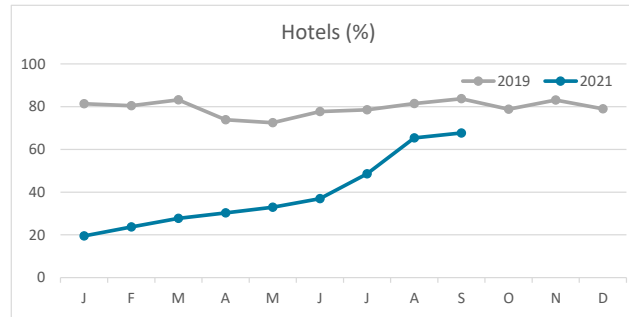
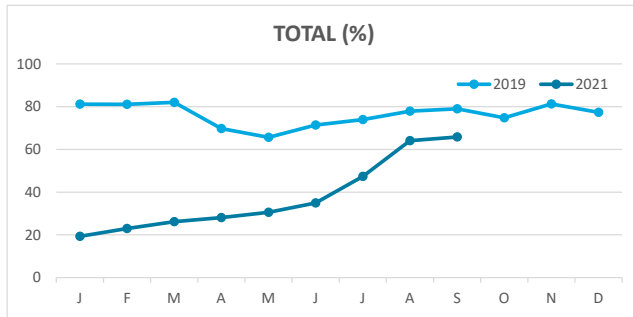
Note: LZ* (Lanzarote), FV* (Fuerteventura), GC* (Gran Canaria), TF* (Tenerife), LG* (La Gomera), LP* (La Palma) and EH* (El Hierro).
TOTAL does not coincide with the sum of hotel and non-hotel accommodations, since only aggregate data was published in April 2020.

Main tourist accommodation indicators

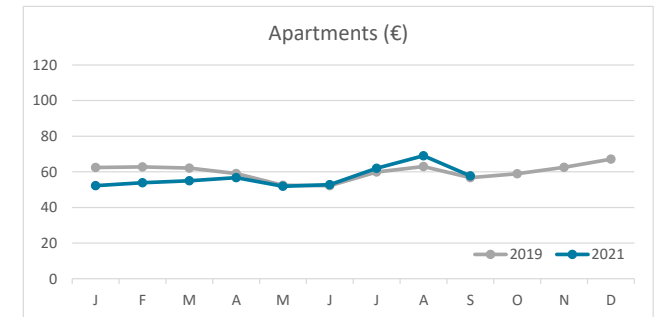
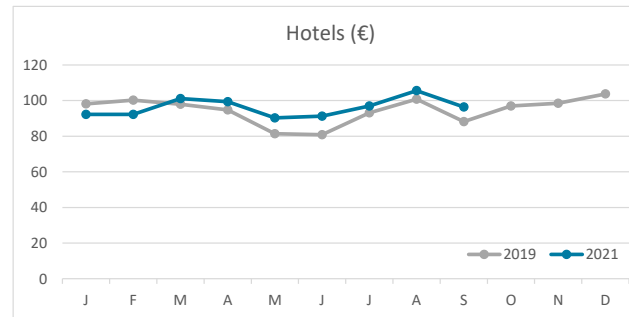
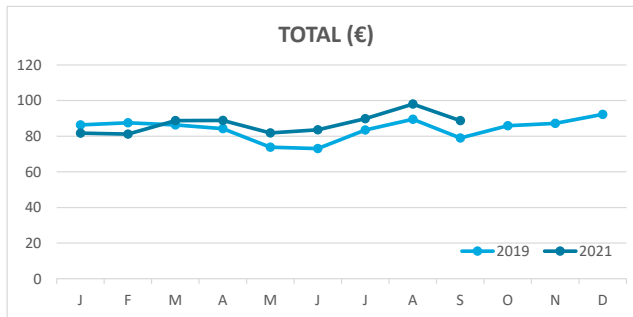
CANARY ISLANDS (January - September 2021)



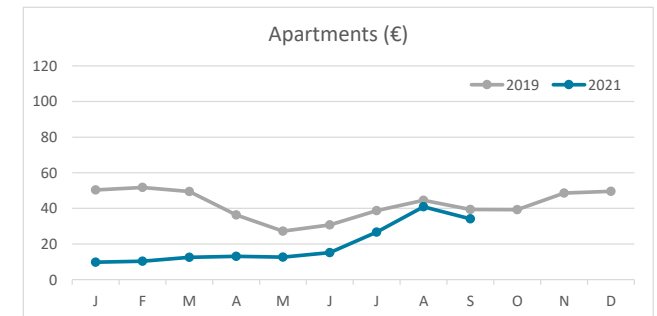
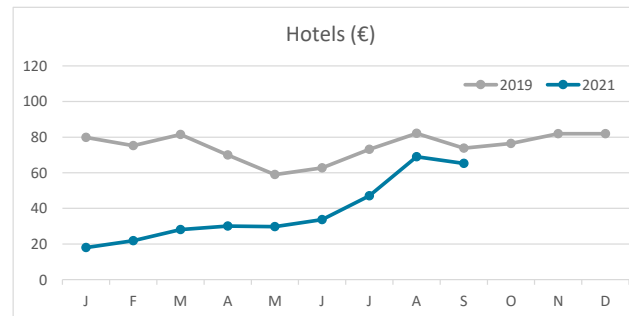
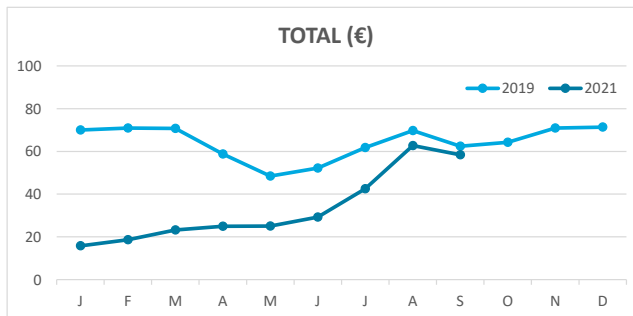
OCCUPANCY RATE PER ROOM / APARTMENT



ADR (Average Daily Rate)



REVPAR (Revenue Per Available Room)



Note: "Guests indicator" refers to number of guests checking in as new arrivals.
 Source: Encuestas de Alojamiento Turístico (ISTAC)