


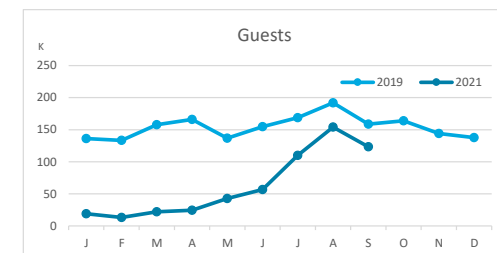
Main tourist accommodation indicators

FUERTEVENTURA (January - September 2021)



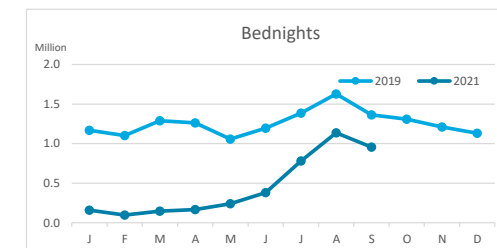
GUESTS BY ACCOMMODATION TYPE (*)

	Breakdown by accommodation type											
	TOTAL				Hotels				Apartments			
	Abroad	Mainland	Canary Islands	Total	Abroad	Mainland	Canary Islands	Total	Abroad	Mainland	Canary Islands	Total
Jan-Sep19	1,172,208	108,266	123,735	1,404,209	996,840	85,004	86,107	1,167,951	175,368	23,262	37,628	236,258
Jan-Sep21	390,507	82,634	92,610	565,751	350,958	60,791	74,196	485,945	39,549	21,843	18,414	79,806
Change	-781,701	-25,632	-31,125	-838,458	-645,882	-24,213	-11,911	-682,006	-135,819	-1,419	-19,214	-156,452
Change, %	-66.7%	-23.7%	-25.2%	-59.7%	-64.8%	-28.5%	-13.8%	-58.4%	-77.4%	-6.1%	-51.1%	-66.2%



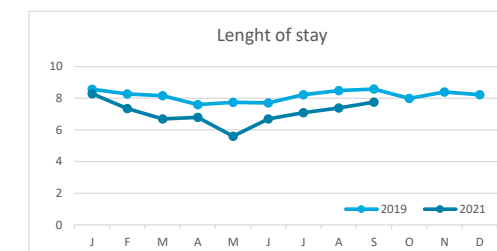
BEDNIGHTS

	Breakdown by accommodation type											
	TOTAL				Hotels				Apartments			
	Abroad	Mainland	Canary Islands	Total	Abroad	Mainland	Canary Islands	Total	Abroad	Mainland	Canary Islands	Total
Jan-Sep19	10,288,053	600,575	559,057	11,447,685	8,401,173	461,201	320,093	9,182,467	1,886,880	139,374	238,964	2,265,218
Jan-Sep21	3,240,837	426,384	395,082	4,062,303	2,910,554	327,561	313,490	3,551,605	330,283	98,823	81,592	510,698
Change	-7,047,216	-174,191	-163,975	-7,385,382	-5,490,619	-133,640	-6,603	-5,630,862	-1,556,597	-40,551	-157,372	-1,754,520
Change, %	-68.5%	-29.0%	-29.3%	-64.5%	-65.4%	-29.0%	-2.1%	-61.3%	-82.5%	-29.1%	-65.9%	-77.5%

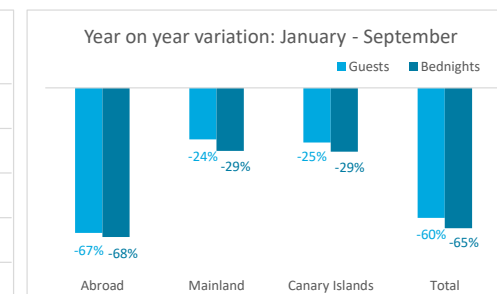
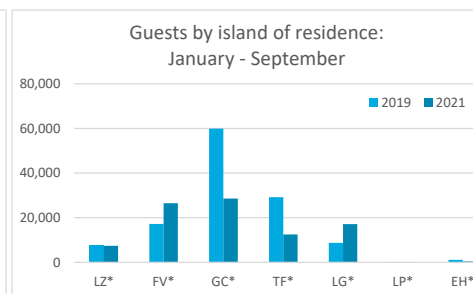
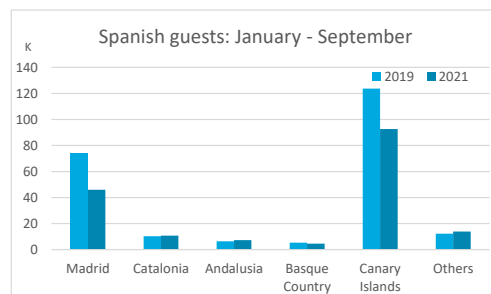
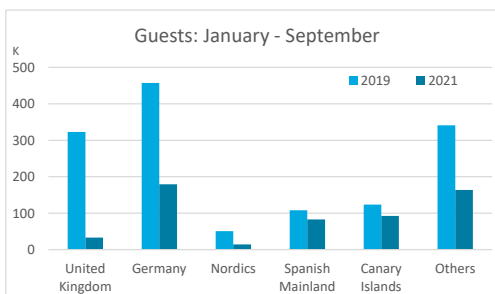


LENGHT OF STAY

	Breakdown by accommodation type											
	TOTAL				Hotels				Apartments			
	Abroad	Mainland	Canary Islands	Total	Abroad	Mainland	Canary Islands	Total	Abroad	Mainland	Canary Islands	Total
Jan-Sep19	8.8	5.5	4.5	8.2	8.4	5.4	3.7	7.9	10.8	6.0	6.4	9.6
Jan-Sep21	8.3	5.2	4.3	7.2	8.3	5.4	4.2	7.3	8.4	4.5	4.4	6.4
Change	-0.5	-0.4	-0.3	-1.0	-0.1	0.0	0.5	-0.6	-2.4	-1.5	-1.9	-3.2



GUESTS AND BEDNIGHTS BY PLACE OF RESIDENCE



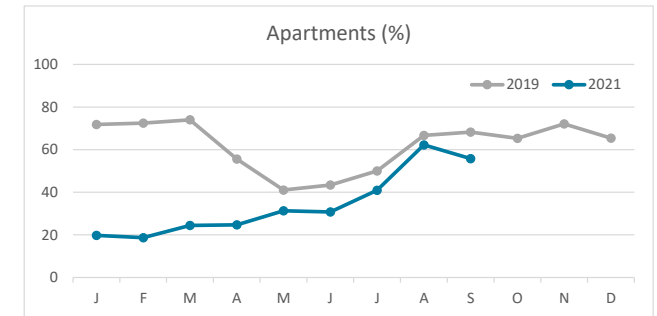
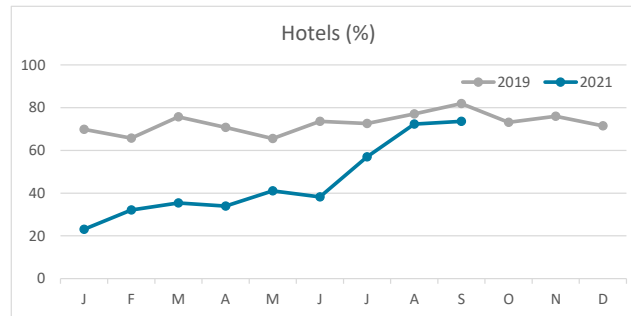
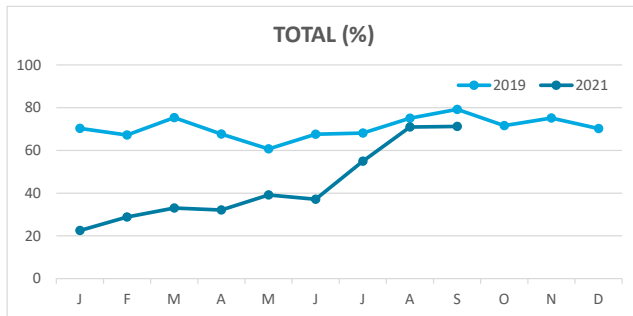
Note: LZ* (Lanzarote), FV* (Fuerteventura), GC* (Gran Canaria), TF* (Tenerife), LG* (La Gomera), LP* (La Palma) and EH* (El Hierro).
TOTAL does not coincide with the sum of hotel and non-hotel accommodations, since between April and July 2020 the breakdown by islands was not published.

Main tourist accommodation indicators

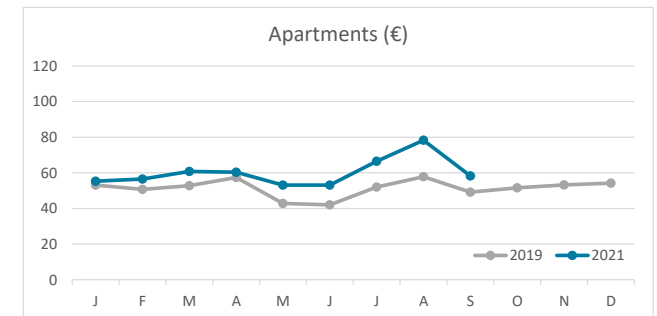
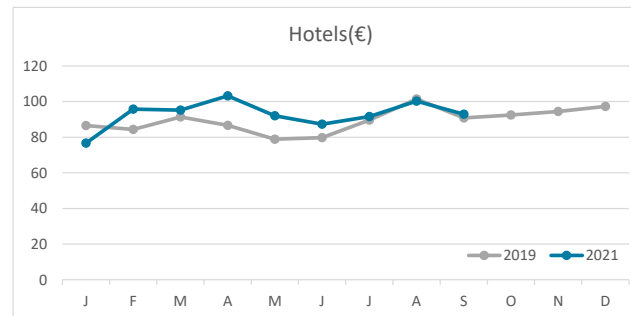
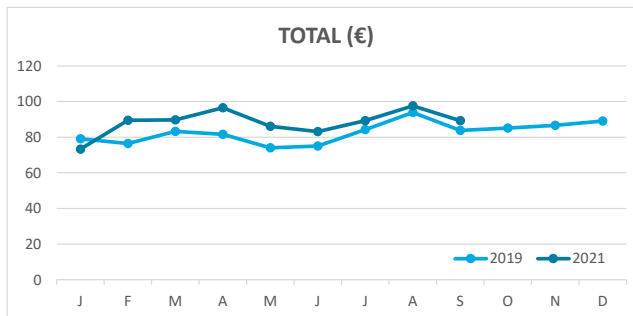
FUERTEVENTURA (January - September 2021)



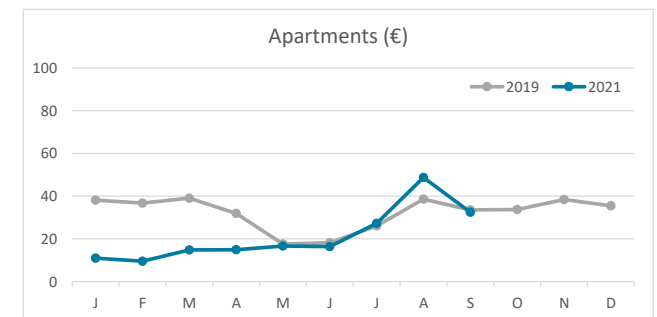
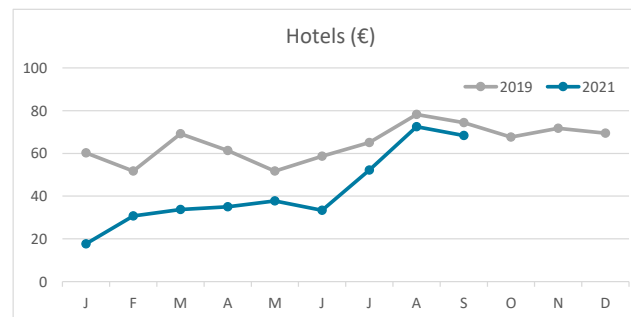
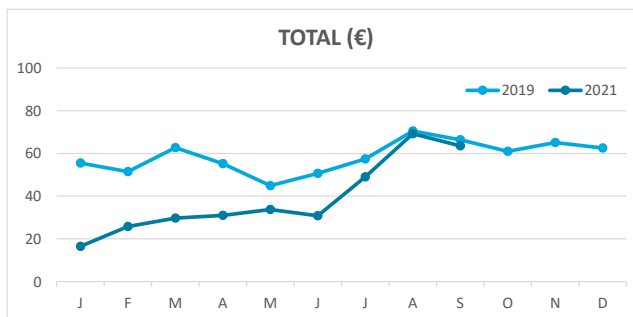
OCCUPANCY RATE PER ROOM / APARTMENT



ADR (Average Daily Rate)



REVPAR (Revenue Per Available Room)



Note: "Guests indicator" refers to number of guests checking in as new arrivals.
 Source: Encuestas de Alojamiento Turístico (ISTAC)