

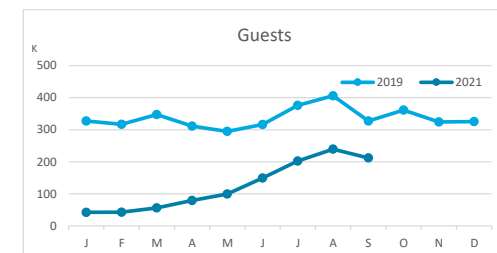
Main tourist accommodation indicators

GRAN CANARIA (January - September 2021)



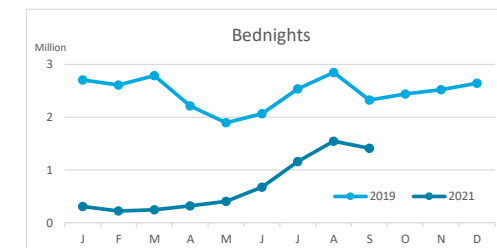
GUESTS BY ACCOMMODATION TYPE (*)

	Breakdown by accommodation type											
	TOTAL				Hotels				Apartments			
	Abroad	Mainland	Canary Islands	Total	Abroad	Mainland	Canary Islands	Total	Abroad	Mainland	Canary Islands	Total
Jan-Sep19	2,011,067	389,873	621,839	3,022,779	1,407,457	260,323	343,628	2,011,408	603,610	129,550	278,211	1,011,371
Jan-Sep21	470,793	169,180	484,601	1,124,574	391,143	154,126	345,269	890,538	79,650	15,054	139,332	234,036
Change	-1,540,274	-220,693	-137,238	-1,898,205	-1,016,314	-106,197	1,641	-1,120,870	-523,960	-114,496	-138,879	-777,335
Change, %	-76.6%	-56.6%	-22.1%	-62.8%	-72.2%	-40.8%	0.5%	-55.7%	-86.8%	-88.4%	-49.9%	-76.9%



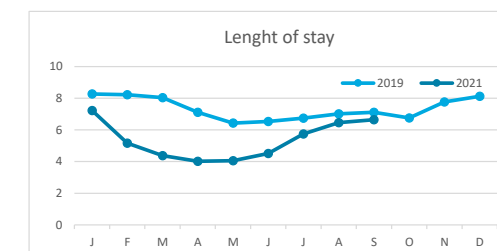
BEDNIGHTS

	Breakdown by accommodation type											
	TOTAL				Hotels				Apartments			
	Abroad	Mainland	Canary Islands	Total	Abroad	Mainland	Canary Islands	Total	Abroad	Mainland	Canary Islands	Total
Jan-Sep19	17,863,045	1,924,654	2,203,929	21,991,628	11,684,045	1,164,132	1,071,374	13,919,551	6,179,000	760,522	1,132,555	8,072,077
Jan-Sep21	3,737,367	751,675	1,808,242	6,297,284	2,986,592	657,364	1,138,192	4,782,148	750,775	94,311	670,050	1,515,136
Change	-14,125,678	-1,172,979	-395,687	-15,694,344	-8,697,453	-506,768	66,818	-9,137,403	-5,428,225	-666,211	-462,505	-6,556,941
Change, %	-79.1%	-60.9%	-18.0%	-71.4%	-74.4%	-43.5%	6.2%	-65.6%	-87.8%	-87.6%	-40.8%	-81.2%

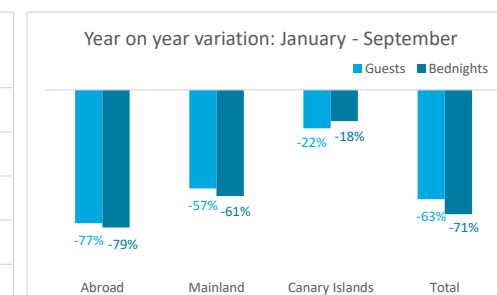
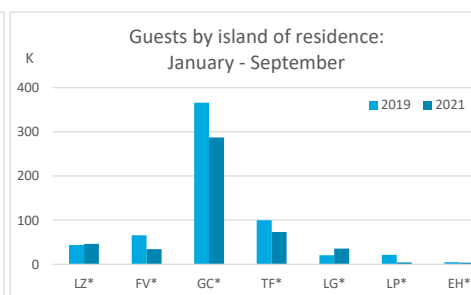
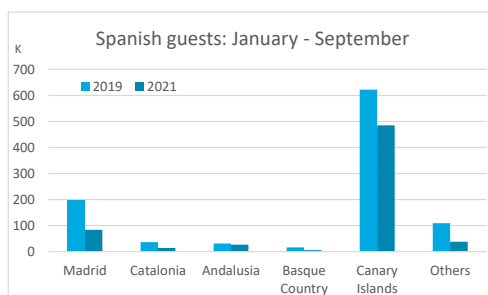
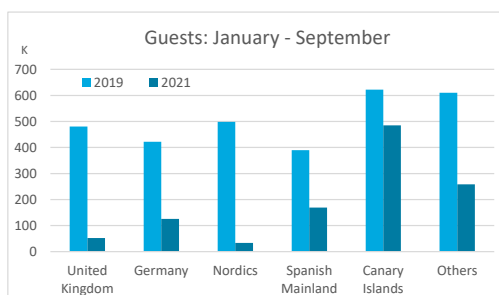


LENGHT OF STAY

	Breakdown by accommodation type											
	TOTAL				Hotels				Apartments			
	Abroad	Mainland	Canary Islands	Total	Abroad	Mainland	Canary Islands	Total	Abroad	Mainland	Canary Islands	Total
Jan-Sep19	8.9	4.9	3.5	7.3	8.3	4.5	3.1	6.9	10.2	5.9	4.1	8.0
Jan-Sep21	7.9	4.4	3.7	5.6	7.6	4.3	3.3	5.4	9.4	6.3	4.8	6.5
Change	-0.9	-0.5	0.2	-1.7	-0.7	-0.2	0.2	-1.6	-0.8	0.4	0.7	-1.5



GUESTS AND BEDNIGHTS BY PLACE OF RESIDENCE

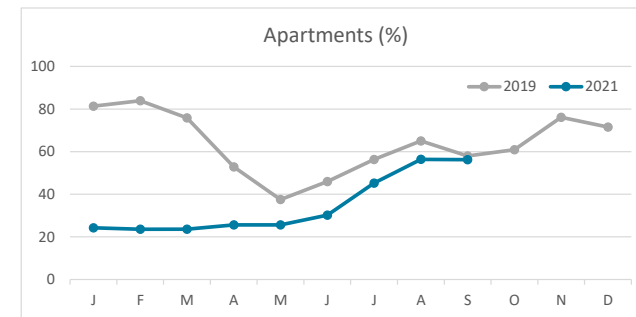
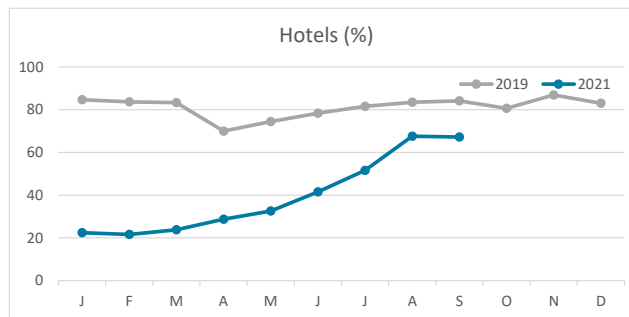
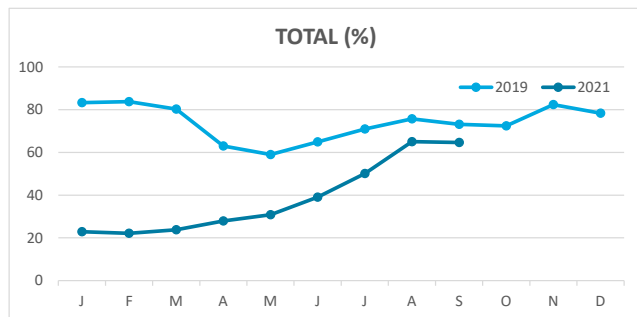


Note: LZ* (Lanzarote), FV* (Fuerteventura), GC* (Gran Canaria), TF* (Tenerife), LG* (La Gomera), LP* (La Palma) and EH* (El Hierro).
TOTAL does not coincide with the sum of hotel and non-hotel accommodations, since between April and July 2020 the breakdown by islands was not published.

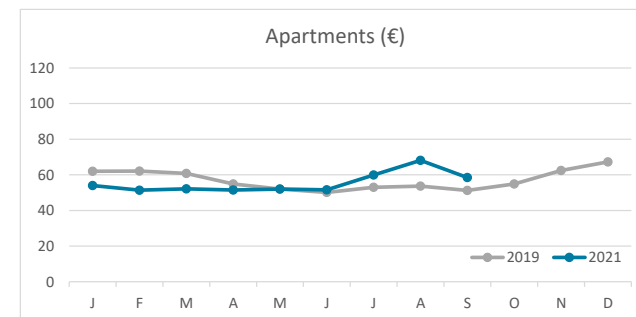
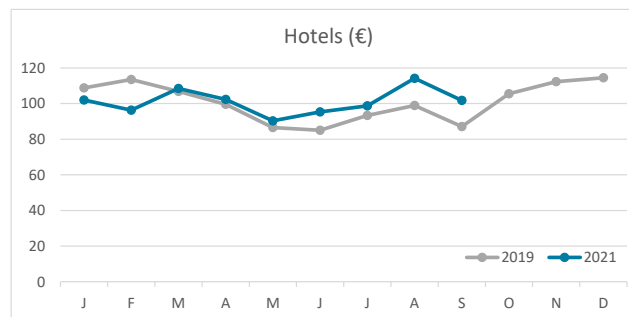
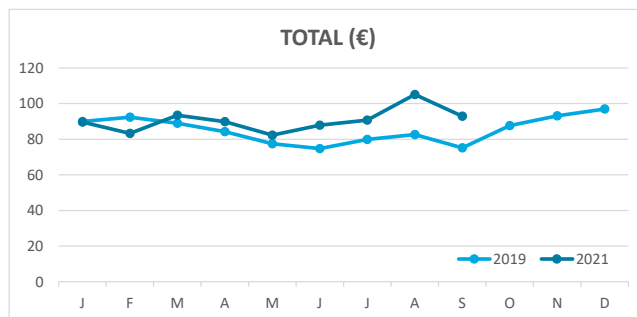
Main tourist accommodation indicators GRAN CANARIA (January - September 2021)



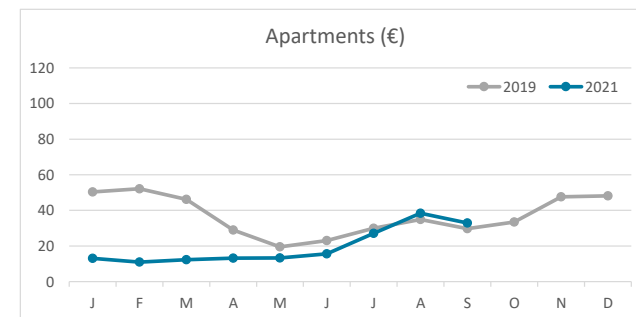
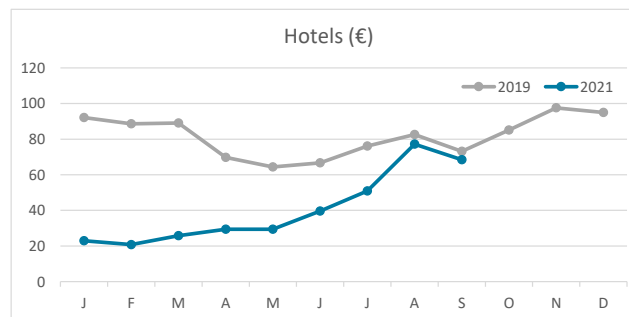
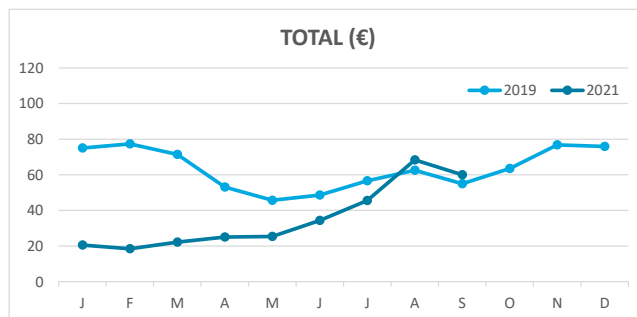
OCCUPANCY RATE PER ROOM / APARTMENT



ADR (Average Daily Rate)



REVPAR (Revenue Per Available Room)



Note: "Guests indicator" refers to number of guests checking in as new arrivals.
Source: Encuestas de Alojamiento Turístico (ISTAC)