

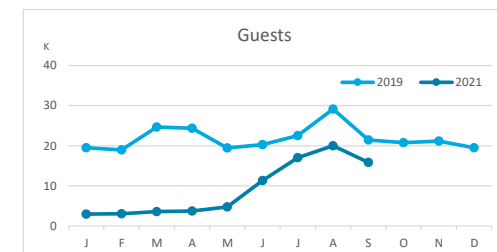
# Main tourist accommodation indicators

## LA PALMA (January - September 2021)



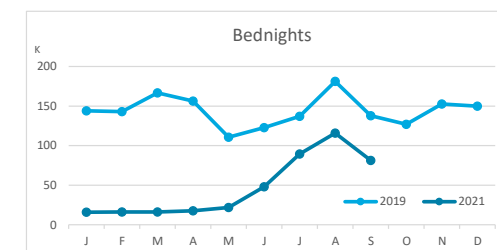
### GUESTS BY ACCOMMODATION TYPE (\*)

	Breakdown by accommodation type											
	TOTAL				Hotels				Apartments			
	Abroad	Mainland	Canary Islands	Total	Abroad	Mainland	Canary Islands	Total	Abroad	Mainland	Canary Islands	Total
Jan-Sep19	109,405	36,093	54,868	<b>200,366</b>	79,250	29,812	35,560	<b>144,622</b>	30,155	6,281	19,308	<b>55,744</b>
Jan-Sep21	20,008	38,543	23,691	<b>82,242</b>	13,411	33,234	13,859	<b>60,504</b>	6,597	5,309	9,832	<b>21,738</b>
Change	-89,397	2,450	-31,177	<b>-118,124</b>	-65,839	3,422	-21,701	<b>-84,118</b>	-23,558	-972	-9,476	<b>-34,006</b>
Change, %	-81.7%	6.8%	-56.8%	<b>-59.0%</b>	-83.1%	11.5%	-61.0%	<b>-58.2%</b>	-78.1%	-15.5%	-49.1%	<b>-61.0%</b>



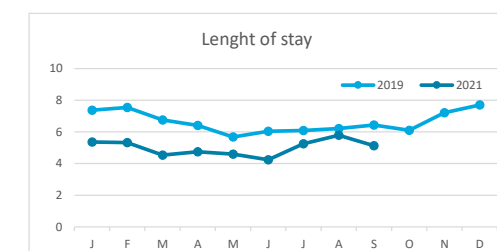
### BEDNIGHTS

	Breakdown by accommodation type											
	TOTAL				Hotels				Apartments			
	Abroad	Mainland	Canary Islands	Total	Abroad	Mainland	Canary Islands	Total	Abroad	Mainland	Canary Islands	Total
Jan-Sep19	916,841	179,611	202,601	<b>1,299,053</b>	581,551	138,898	100,849	<b>821,298</b>	335,290	40,713	101,752	<b>477,755</b>
Jan-Sep21	150,948	181,588	89,498	<b>422,034</b>	81,233	148,004	45,139	<b>274,376</b>	69,715	33,584	44,359	<b>147,658</b>
Change	-765,893	1,977	-113,103	<b>-877,019</b>	-500,318	9,106	-55,710	<b>-546,922</b>	-265,575	-7,129	-57,393	<b>-330,097</b>
Change, %	-83.5%	1.1%	-55.8%	<b>-67.5%</b>	-86.0%	6.6%	-55.2%	<b>-66.6%</b>	-79.2%	-17.5%	-56.4%	<b>-69.1%</b>

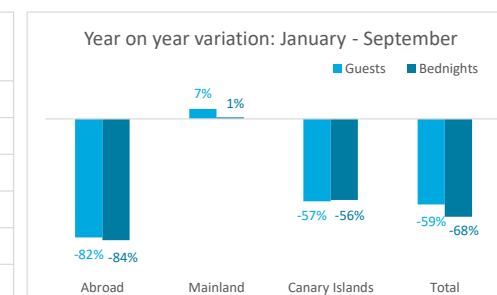
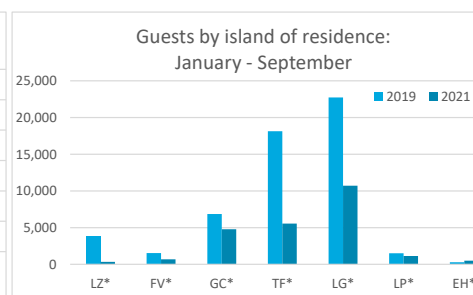
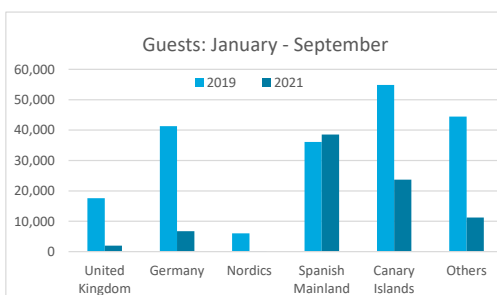


### LENGHT OF STAY

	Breakdown by accommodation type											
	TOTAL				Hotels				Apartments			
	Abroad	Mainland	Canary Islands	Total	Abroad	Mainland	Canary Islands	Total	Abroad	Mainland	Canary Islands	Total
Jan-Sep19	8.4	5.0	3.7	<b>6.5</b>	7.3	4.7	2.8	<b>5.7</b>	11.1	6.5	5.3	<b>8.6</b>
Jan-Sep21	7.5	4.7	3.8	<b>5.1</b>	6.1	4.5	3.3	<b>4.5</b>	10.6	6.3	4.5	<b>6.8</b>
Change	-0.8	-0.3	0.1	<b>-1.4</b>	-1.3	-0.2	0.4	<b>-1.1</b>	-0.6	-0.2	-0.8	<b>-1.8</b>



### GUESTS AND BEDNIGHTS BY PLACE OF RESIDENCE

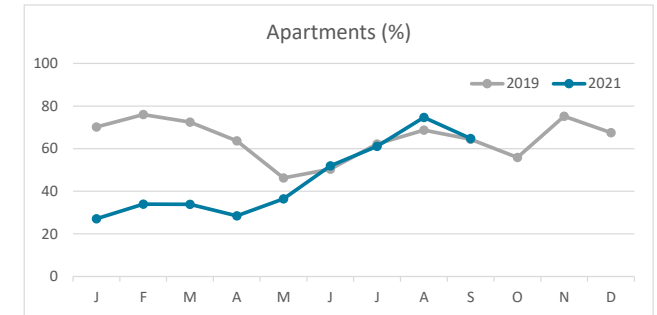
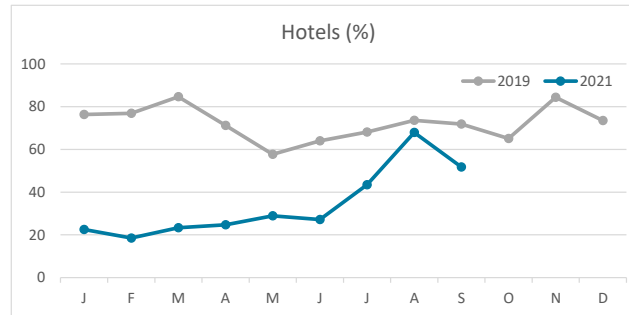
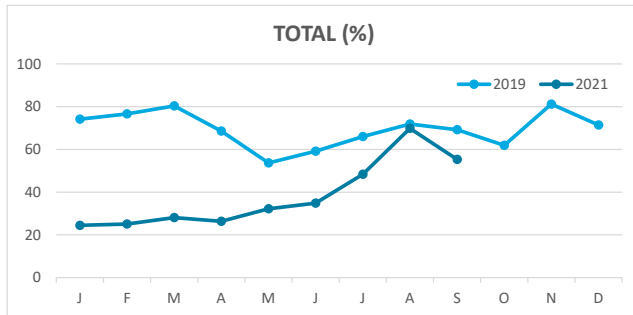


Note: LZ\* (Lanzarote), FV\* (Fuerteventura), GC\* (Gran Canaria), TF\* (Tenerife), LG\* (La Gomera), LP\* (La Palma) and EH\* (El Hierro).  
TOTAL does not coincide with the sum of hotel and non-hotel accommodations, since between April and July 2020 the breakdown by islands was not published.

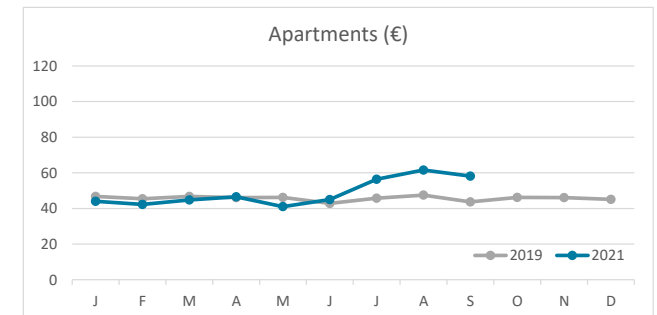
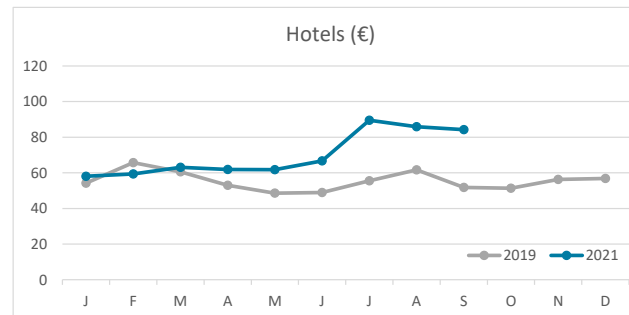
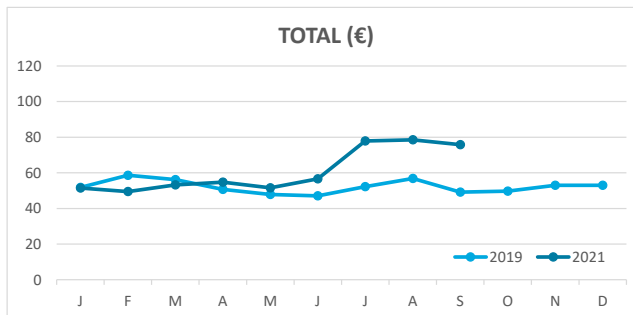
# Main tourist accommodation indicators LA PALMA (January - September 2021)



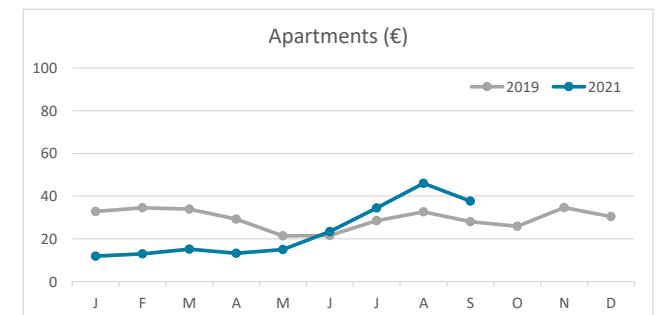
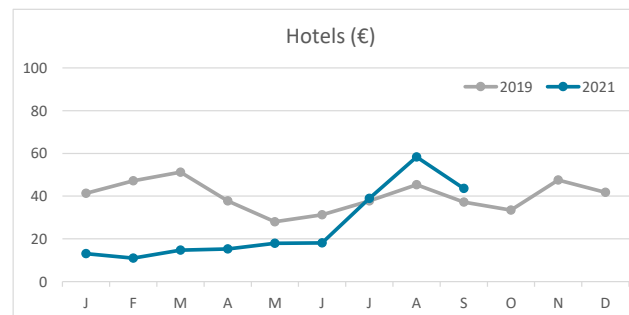
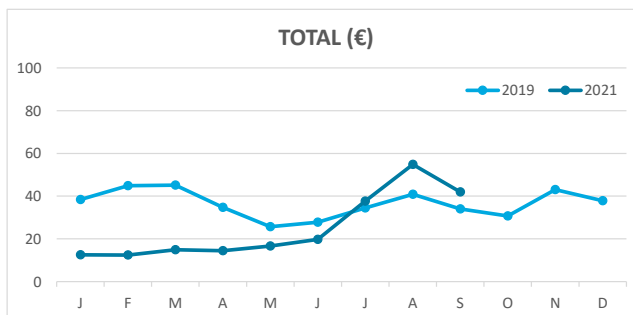
## OCCUPANCY RATE PER ROOM / APARTMENT



## ADR (Average Daily Rate)



## REVPAR (Revenue Per Available Room)



Note: "Guests indicator" refers to number of guests checking in as new arrivals.  
Source: Encuestas de Alojamiento Turístico (ISTAC)