

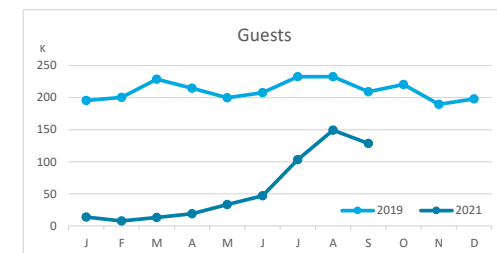
# Main tourist accommodation indicators

## LANZAROTE (January - September 2021)



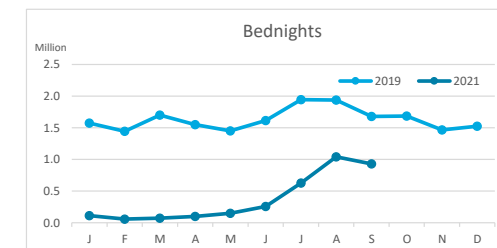
### GUESTS BY ACCOMMODATION TYPE (\*)

	Breakdown by accommodation type											
	TOTAL				Hotels				Apartments			
	Abroad	Mainland	Canary Islands	Total	Abroad	Mainland	Canary Islands	Total	Abroad	Mainland	Canary Islands	Total
Jan-Sep19	1,628,683	188,050	104,827	<b>1,921,560</b>	1,060,147	155,246	55,992	<b>1,271,385</b>	568,536	32,804	48,835	<b>650,175</b>
Jan-Sep21	281,777	150,732	82,778	<b>515,287</b>	203,315	121,029	46,062	<b>370,406</b>	78,462	29,703	36,716	<b>144,881</b>
Change	-1,346,906	-37,318	-22,049	<b>-1,406,273</b>	-856,832	-34,217	-9,930	<b>-900,979</b>	-490,074	-3,101	-12,119	<b>-505,294</b>
Change, %	-82.7%	-19.8%	-21.0%	<b>-73.2%</b>	-80.8%	-22.0%	-17.7%	<b>-70.9%</b>	-86.2%	-9.5%	-24.8%	<b>-77.7%</b>



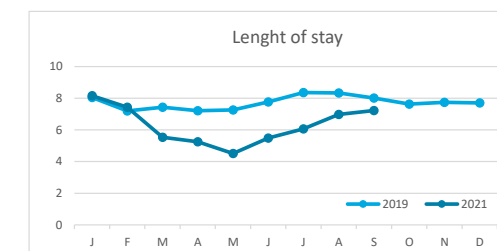
### BEDNIGHTS

	Breakdown by accommodation type											
	TOTAL				Hotels				Apartments			
	Abroad	Mainland	Canary Islands	Total	Abroad	Mainland	Canary Islands	Total	Abroad	Mainland	Canary Islands	Total
Jan-Sep19	13,368,030	1,109,817	416,601	<b>14,894,448</b>	8,225,319	892,017	181,658	<b>9,298,994</b>	5,142,711	217,800	234,943	<b>5,595,454</b>
Jan-Sep21	2,174,758	864,993	310,097	<b>3,349,848</b>	1,518,070	683,768	153,657	<b>2,355,495</b>	656,688	181,225	156,440	<b>994,353</b>
Change	-11,193,272	-244,824	-106,504	<b>-11,544,600</b>	-6,707,249	-208,249	-28,001	<b>-6,943,499</b>	-4,486,023	-36,575	-78,503	<b>-4,601,101</b>
Change, %	-83.7%	-22.1%	-25.6%	<b>-77.5%</b>	-81.5%	-23.3%	-15.4%	<b>-74.7%</b>	-87.2%	-16.8%	-33.4%	<b>-82.2%</b>

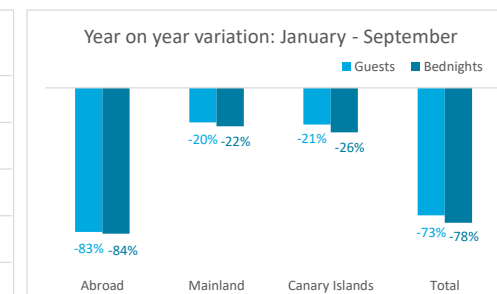
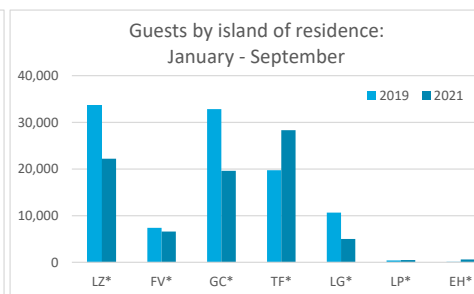
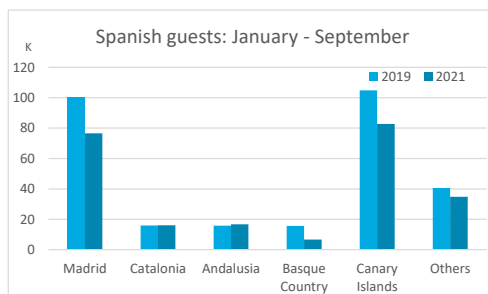
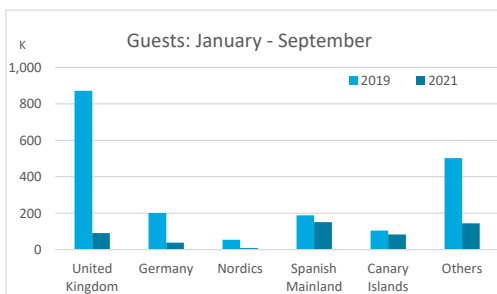


### LENGHT OF STAY

	Breakdown by accommodation type											
	TOTAL				Hotels				Apartments			
	Abroad	Mainland	Canary Islands	Total	Abroad	Mainland	Canary Islands	Total	Abroad	Mainland	Canary Islands	Total
Jan-Sep19	8.2	5.9	4.0	<b>7.8</b>	7.8	5.7	3.2	<b>7.3</b>	9.0	6.6	4.8	<b>8.6</b>
Jan-Sep21	7.7	5.7	3.7	<b>6.5</b>	7.5	5.6	3.3	<b>6.4</b>	8.4	6.1	4.3	<b>6.9</b>
Change	-0.5	-0.2	-0.2	<b>-1.3</b>	-0.3	-0.1	0.1	<b>-1.0</b>	-0.7	-0.5	-0.6	<b>-1.7</b>



### GUESTS AND BEDNIGHTS BY PLACE OF RESIDENCE

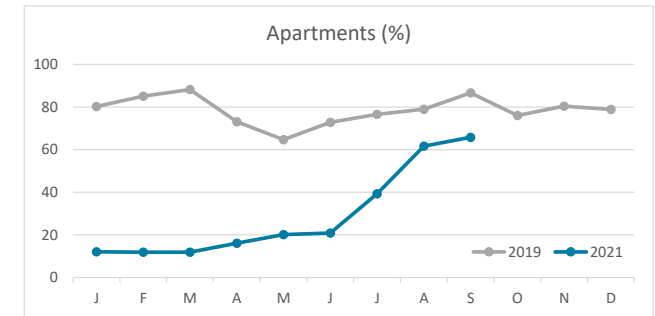
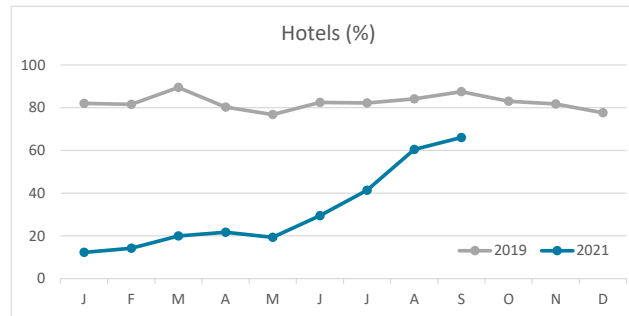
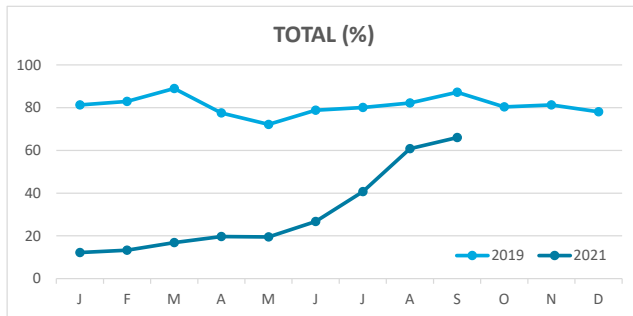


Note: LZ\* (Lanzarote), FV\* (Fuerteventura), GC\* (Gran Canaria), TF\* (Tenerife), LG\* (La Gomera), LP\* (La Palma) and EH\* (El Hierro).  
TOTAL does not coincide with the sum of hotel and non-hotel accommodations, since between April and July 2020 the breakdown by islands was not published.

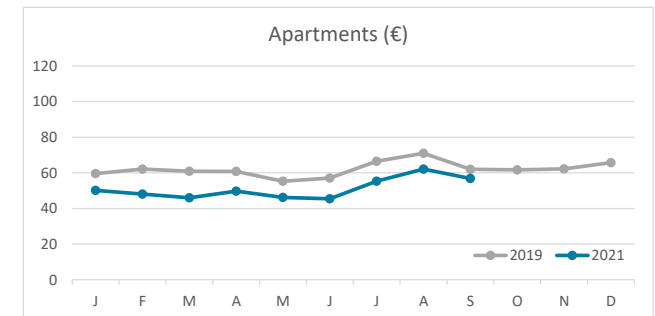
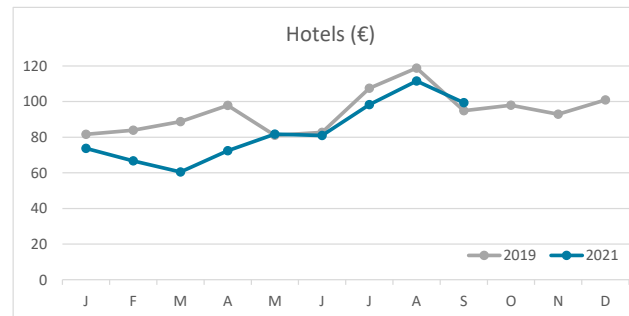
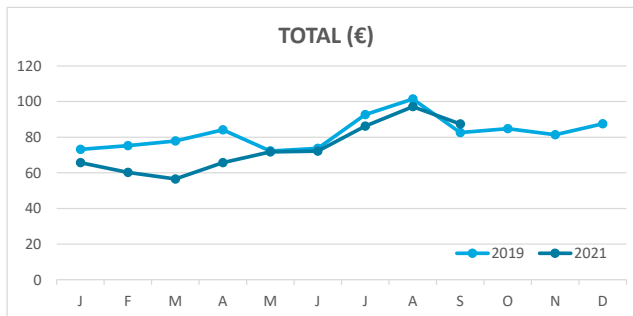
# Main tourist accommodation indicators LANZAROTE (January - September 2021)



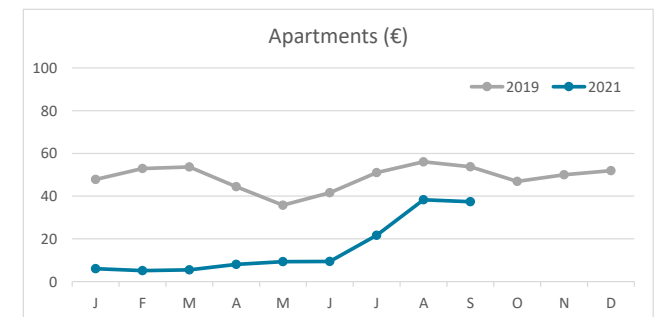
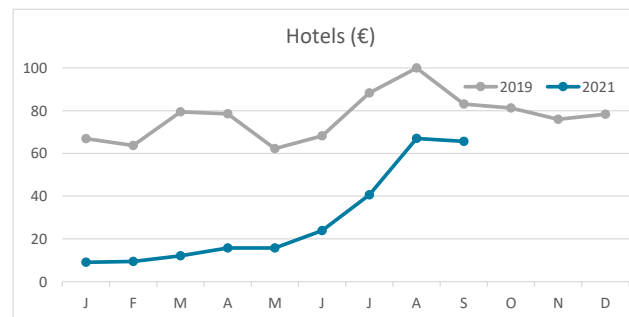
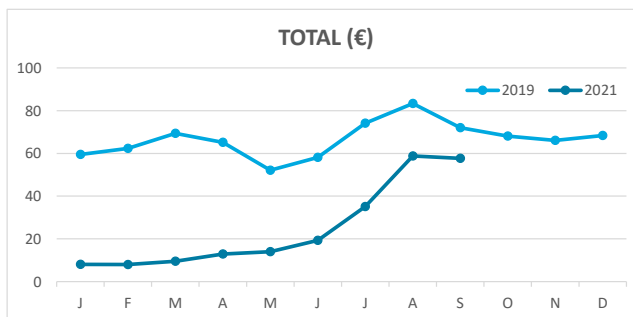
## OCCUPANCY RATE PER ROOM / APARTMENT



## ADR (Average Daily Rate)



## REVPAR (Revenue Per Available Room)



Note: "Guests indicator" refers to number of guests checking in as new arrivals.  
Source: Encuestas de Alojamiento Turístico (ISTAC)