

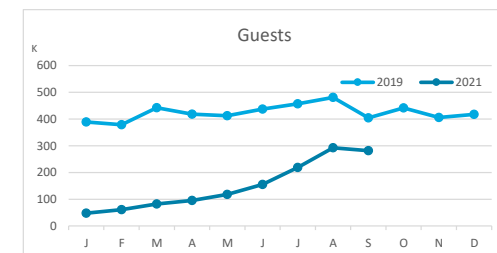
Main tourist accommodation indicators

TENERIFE (January - September 2021)



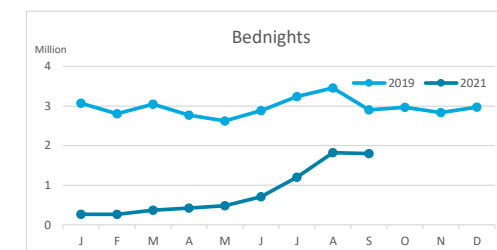
GUESTS BY ACCOMMODATION TYPE (*)

	Breakdown by accommodation type											
	TOTAL				Hotels				Apartments			
	Abroad	Mainland	Canary Islands	Total	Abroad	Mainland	Canary Islands	Total	Abroad	Mainland	Canary Islands	Total
Jan-Sep19	2,888,153	517,097	414,493	3,819,743	2,018,496	436,095	294,731	2,749,322	869,657	81,002	119,762	1,070,421
Jan-Sep21	706,252	294,389	350,619	1,351,260	538,811	261,215	265,153	1,065,179	167,441	33,174	85,466	286,081
Change	-2,181,901	-222,708	-63,874	-2,468,483	-1,479,685	-174,880	-29,578	-1,684,143	-702,216	-47,828	-34,296	-784,340
Change, %	-75.5%	-43.1%	-15.4%	-64.6%	-73.3%	-40.1%	-10.0%	-61.3%	-80.7%	-59.0%	-28.6%	-73.3%



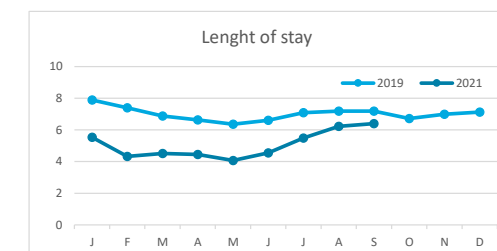
BEDNIGHTS

	Breakdown by accommodation type											
	TOTAL				Hotels				Apartments			
	Abroad	Mainland	Canary Islands	Total	Abroad	Mainland	Canary Islands	Total	Abroad	Mainland	Canary Islands	Total
Jan-Sep19	22,717,401	2,735,915	1,354,320	26,807,636	15,377,543	2,285,841	885,167	18,548,551	7,339,858	450,074	469,153	8,259,085
Jan-Sep21	5,026,812	1,351,058	949,069	7,326,939	3,785,484	1,178,646	670,590	5,634,720	1,241,328	172,412	278,479	1,692,219
Change	-17,690,589	-1,384,857	-405,251	-19,480,697	-11,592,059	-1,107,195	-214,577	-12,913,831	-6,098,530	-277,662	-190,674	-6,566,866
Change, %	-77.9%	-50.6%	-29.9%	-72.7%	-75.4%	-48.4%	-24.2%	-69.6%	-83.1%	-61.7%	-40.6%	-79.5%

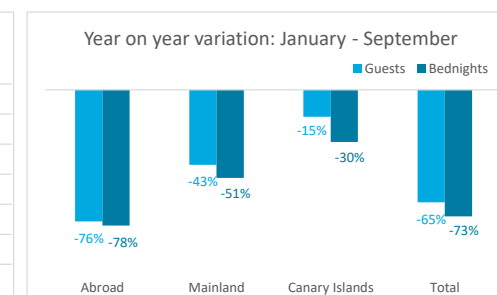
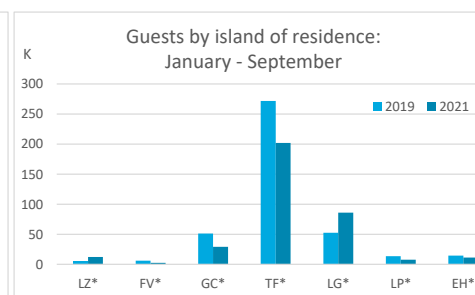
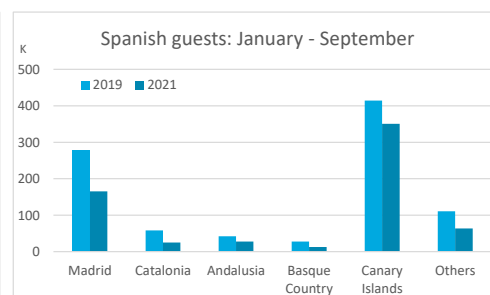
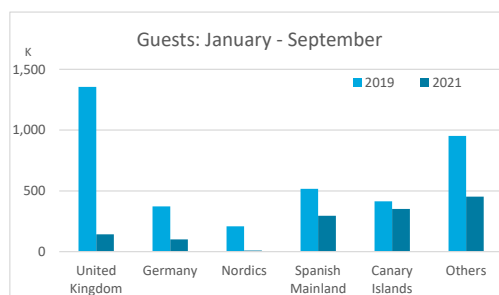


LENGHT OF STAY

	Breakdown by accommodation type											
	TOTAL				Hotels				Apartments			
	Abroad	Mainland	Canary Islands	Total	Abroad	Mainland	Canary Islands	Total	Abroad	Mainland	Canary Islands	Total
Jan-Sep19	7.9	5.3	3.3	7.0	7.6	5.2	3.0	6.7	8.4	5.6	3.9	7.7
Jan-Sep21	7.1	4.6	2.7	5.4	7.0	4.5	2.5	5.3	7.4	5.2	3.3	5.9
Change	-0.7	-0.7	-0.6	-1.6	-0.6	-0.7	-0.5	-1.5	-1.0	-0.4	-0.7	-1.8



GUESTS AND BEDNIGHTS BY PLACE OF RESIDENCE



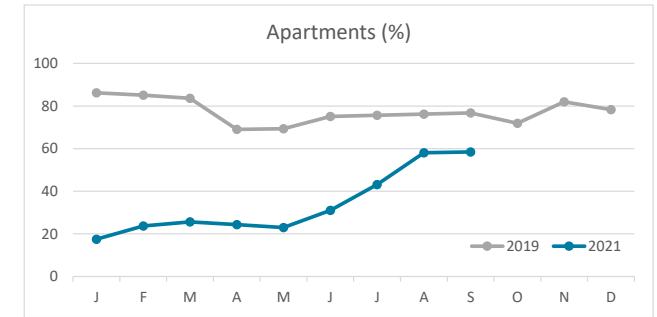
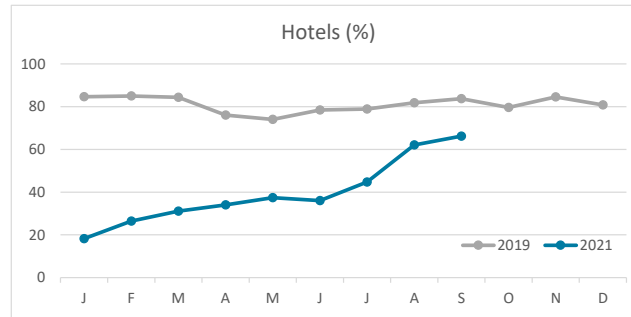
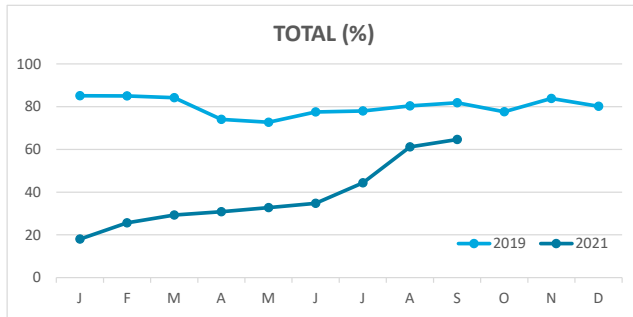
Note: LZ* (Lanzarote), FV* (Fuerteventura), GC* (Gran Canaria), TF* (Tenerife), LG* (La Gomera), LP* (La Palma) and EH* (El Hierro).
TOTAL does not coincide with the sum of hotel and non-hotel accommodations, since between April and July 2020 the breakdown by islands was not published.

Main tourist accommodation indicators

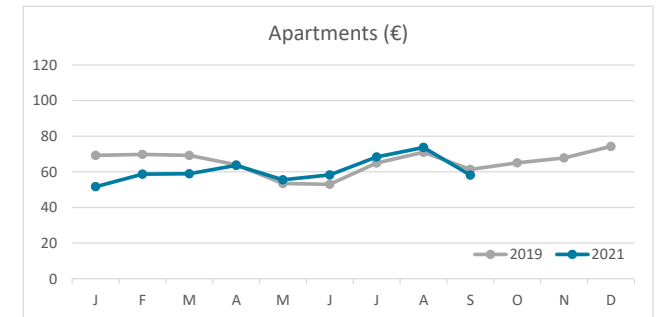
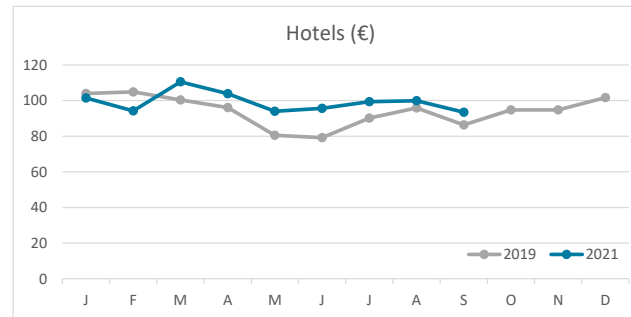
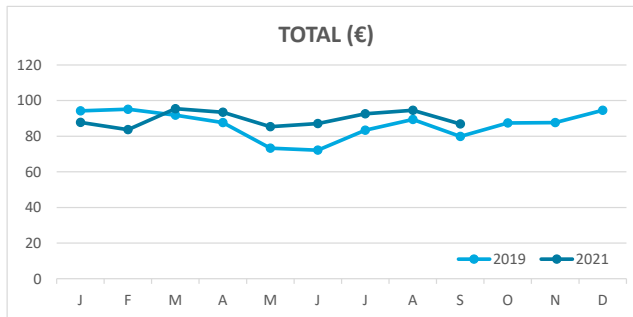
TENERIFE (January - September 2021)



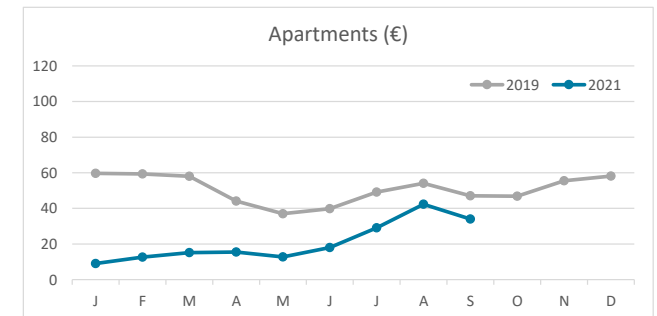
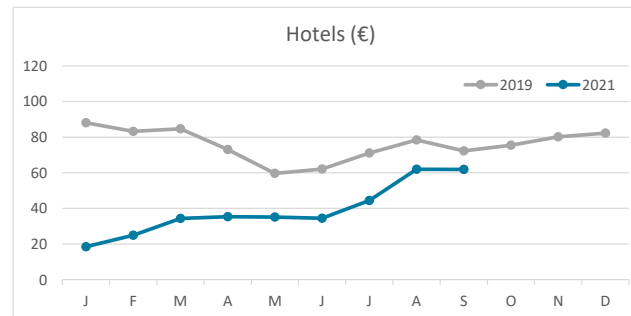
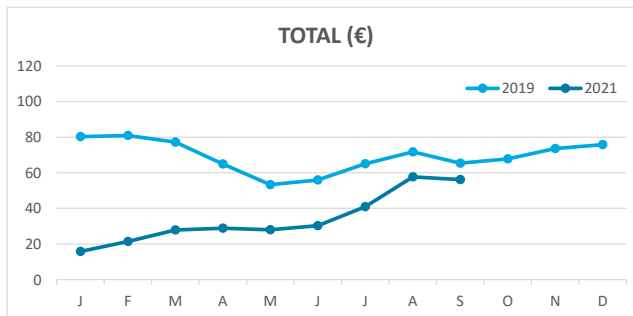
OCCUPANCY RATE PER ROOM / APARTMENT



ADR (Average Daily Rate)



REVPAR (Revenue Per Available Room)



Note: "Guests indicator" refers to number of guests checking in as new arrivals.
 Source: Encuestas de Alojamiento Turístico (ISTAC)