

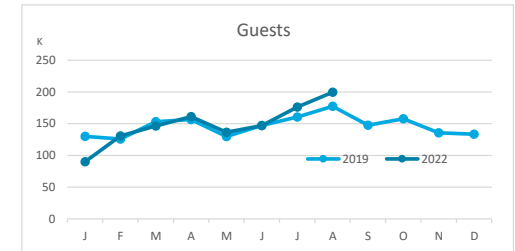
# Main tourist accommodation indicators

## FUERTEVENTURA (January - September 2022)



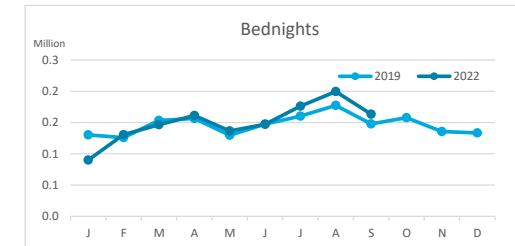
### GUESTS BY ACCOMMODATION TYPE (\*)

	Breakdown by accommodation type											
	TOTAL				Hotels				Apartments			
	Abroad	Mainland	Canary Islands	Total	Abroad	Mainland	Canary Islands	Total	Abroad	Mainland	Canary Islands	Total
Jan-Sep 19	1,139,120	90,822	98,280	<b>1,328,222</b>	989,989	76,145	68,909	<b>1,135,043</b>	149,131	14,677	29,371	<b>193,179</b>
Jan-Sep 22	1,139,667	98,629	112,247	<b>1,350,543</b>	1,025,208	78,855	88,122	<b>1,192,185</b>	114,459	19,774	24,125	<b>158,358</b>
Change	547	7,807	13,967	<b>22,321</b>	35,219	2,710	19,213	<b>57,142</b>	-34,672	5,097	-5,246	<b>-34,821</b>
Change, %	0.0%	8.6%	14.2%	<b>1.7%</b>	3.6%	3.6%	27.9%	<b>5.0%</b>	-23.2%	34.7%	-17.9%	<b>-18.0%</b>



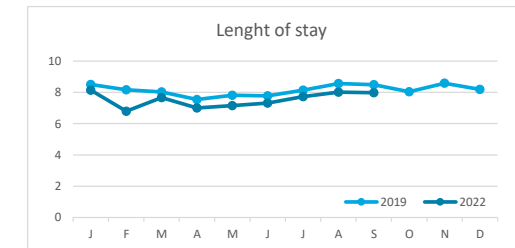
### BEDNIGHTS

	Breakdown by accommodation type											
	TOTAL				Hotels				Apartments			
	Abroad	Mainland	Canary Islands	Total	Abroad	Mainland	Canary Islands	Total	Abroad	Mainland	Canary Islands	Total
Jan-Sep 19	9,873,979	478,298	434,429	<b>10,786,706</b>	8,322,256	409,272	256,973	<b>8,988,501</b>	1,551,723	69,026	177,456	<b>1,798,205</b>
Jan-Sep 22	9,204,135	515,347	467,691	<b>10,187,173</b>	8,154,925	418,861	352,542	<b>8,926,328</b>	1,049,210	96,486	115,149	<b>1,260,845</b>
Change	-669,844	37,049	33,262	<b>-599,533</b>	-167,331	9,589	95,569	<b>-62,173</b>	-502,513	27,460	-62,307	<b>-537,360</b>
Change, %	-6.8%	7.7%	7.7%	<b>-5.6%</b>	-2.0%	2.3%	37.2%	<b>-0.7%</b>	-32.4%	39.8%	-35.1%	<b>-29.9%</b>

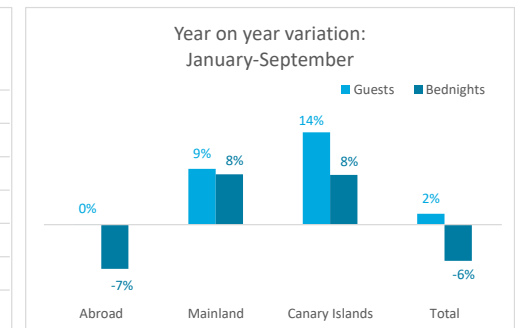
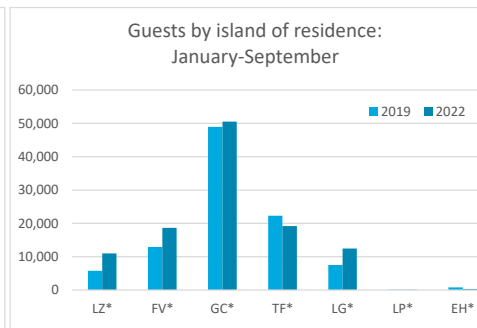
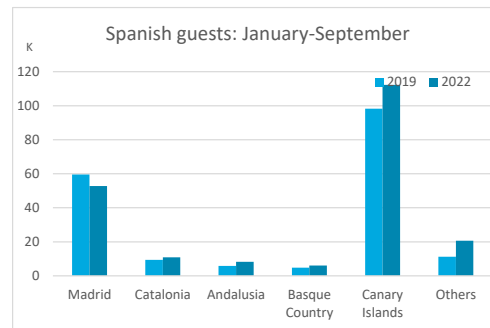
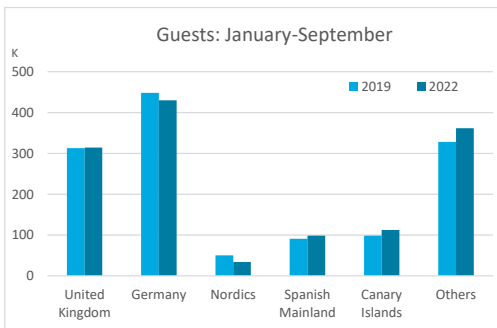


### LENGHT OF STAY

	Breakdown by accommodation type											
	TOTAL				Hotels				Apartments			
	Abroad	Mainland	Canary Islands	Total	Abroad	Mainland	Canary Islands	Total	Abroad	Mainland	Canary Islands	Total
Jan-Sep 19	8.7	5.3	4.4	<b>8.1</b>	8.4	5.4	3.7	<b>7.9</b>	10.4	4.7	6.0	<b>9.3</b>
Jan-Sep 22	8.1	5.2	4.2	<b>7.5</b>	8.0	5.3	4.0	<b>7.5</b>	9.2	4.9	4.8	<b>8.0</b>
Change	-0.6	0.0	-0.3	<b>-0.6</b>	-0.5	-0.1	0.3	<b>-0.4</b>	-1.2	0.2	-1.3	<b>-1.3</b>



### GUESTS AND BEDNIGHTS BY PLACE OF RESIDENCE

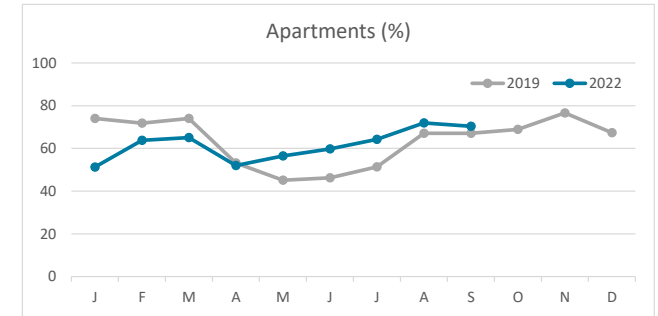
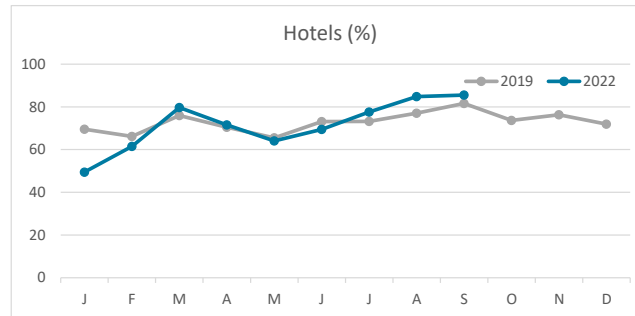
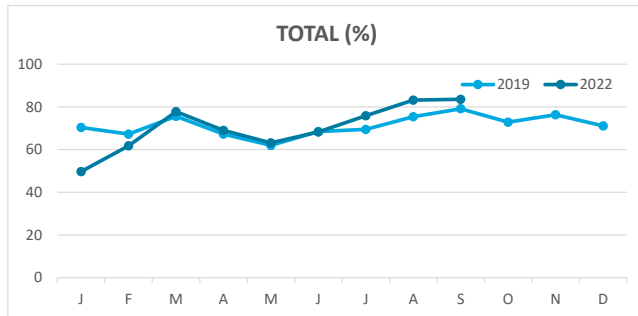


Note: LZ\* (Lanzarote), FV\* (Fuerteventura), GC\* (Gran Canaria), TF\* (Tenerife), LG\* (La Gomera), LP\* (La Palma) and EH\* (El Hierro).

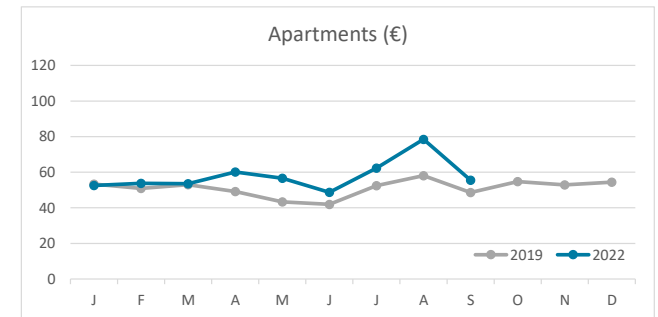
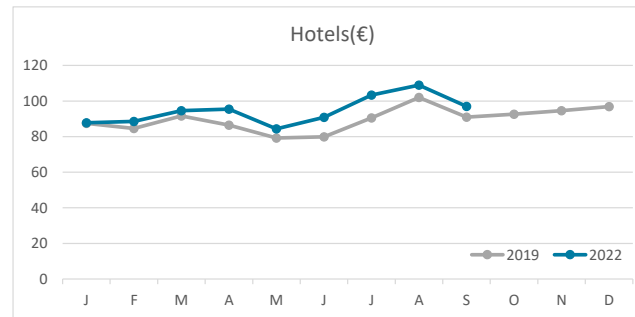
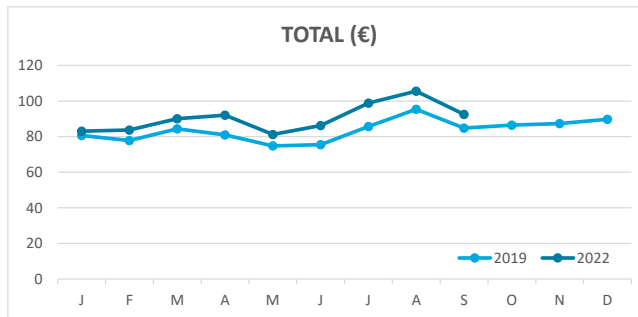
# Main tourist accommodation indicators FUERTEVENTURA (January - September 2022)



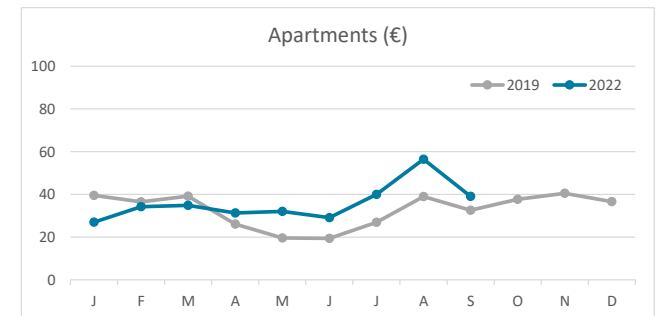
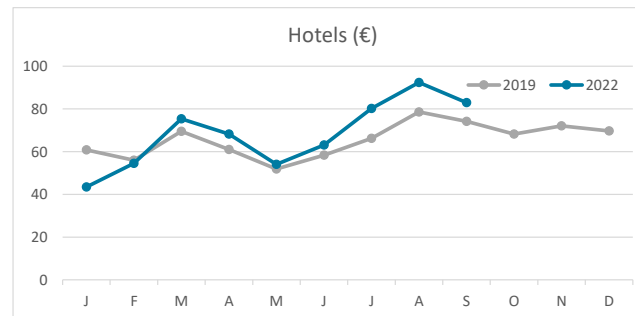
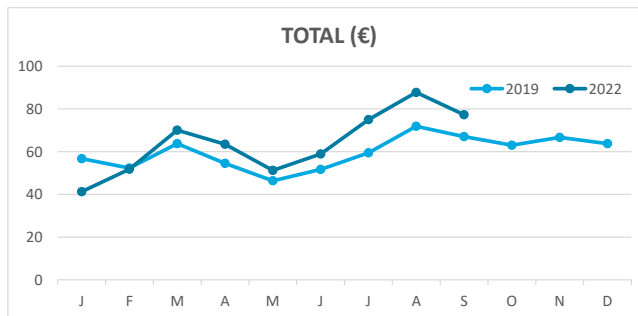
## OCCUPANCY RATE PER ROOM / APARTMENT



## ADR (Average Daily Rate)



## REVPAR (Revenue Per Available Room)



Note: "Guests indicator" refers to number of guests checking in as new arrivals.  
Source: Encuestas de Alojamiento Turístico (ISTAC)