

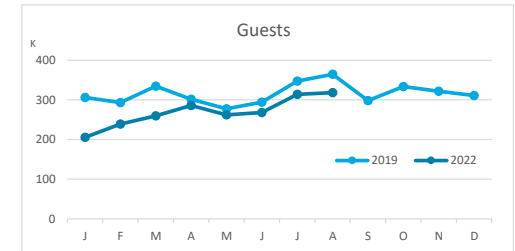
# Main tourist accommodation indicators

## GRAN CANARIA (January - September 2022)



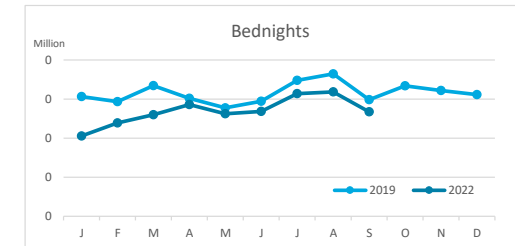
### GUESTS BY ACCOMMODATION TYPE (\*)

	Breakdown by accommodation type											
	TOTAL				Hotels				Apartments			
	Abroad	Mainland	Canary Islands	Total	Abroad	Mainland	Canary Islands	Total	Abroad	Mainland	Canary Islands	Total
Jan-Sep 19	2,078,758	273,252	466,142	<b>2,818,152</b>	1,394,330	240,795	251,113	<b>1,886,238</b>	684,428	32,457	215,029	<b>931,914</b>
Jan-Sep 22	1,703,585	285,600	431,126	<b>2,420,311</b>	1,343,753	257,018	290,122	<b>1,890,893</b>	359,832	28,582	141,004	<b>529,418</b>
Change	<b>-375,173</b>	12,348	<b>-35,016</b>	<b>-397,841</b>	<b>-50,577</b>	16,223	39,009	<b>4,655</b>	<b>-324,596</b>	<b>-3,875</b>	<b>-74,025</b>	<b>-402,496</b>
Change, %	<b>-18.0%</b>	4.5%	<b>-7.5%</b>	<b>-14.1%</b>	<b>-3.6%</b>	6.7%	15.5%	<b>0.2%</b>	<b>-47.4%</b>	<b>-11.9%</b>	<b>-34.4%</b>	<b>-43.2%</b>



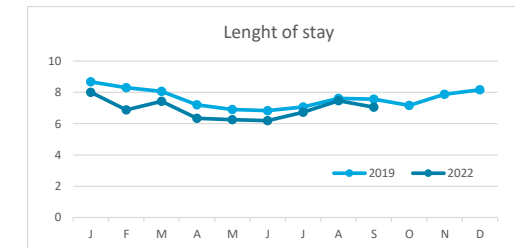
### BEDNIGHTS

	Breakdown by accommodation type											
	TOTAL				Hotels				Apartments			
	Abroad	Mainland	Canary Islands	Total	Abroad	Mainland	Canary Islands	Total	Abroad	Mainland	Canary Islands	Total
Jan-Sep 19	18,414,796	1,287,589	1,675,884	<b>21,378,269</b>	11,573,756	1,084,118	780,148	<b>13,438,022</b>	6,841,040	203,471	895,736	<b>7,940,247</b>
Jan-Sep 22	13,945,490	1,267,103	1,498,793	<b>16,711,386</b>	10,370,811	1,115,375	849,449	<b>12,335,635</b>	3,574,679	151,728	649,344	<b>4,375,751</b>
Change	<b>-4,469,306</b>	<b>-20,486</b>	<b>-177,091</b>	<b>-4,666,883</b>	<b>-1,202,945</b>	31,257	69,301	<b>-1,102,387</b>	<b>-3,266,361</b>	<b>-51,743</b>	<b>-246,392</b>	<b>-3,564,496</b>
Change, %	<b>-24.3%</b>	<b>-1.6%</b>	<b>-10.6%</b>	<b>-21.8%</b>	<b>-10.4%</b>	2.9%	8.9%	<b>-8.2%</b>	<b>-47.7%</b>	<b>-25.4%</b>	<b>-27.5%</b>	<b>-44.9%</b>

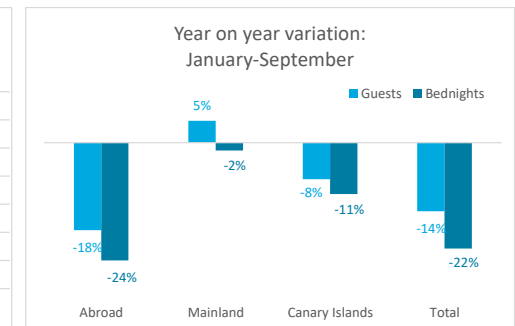
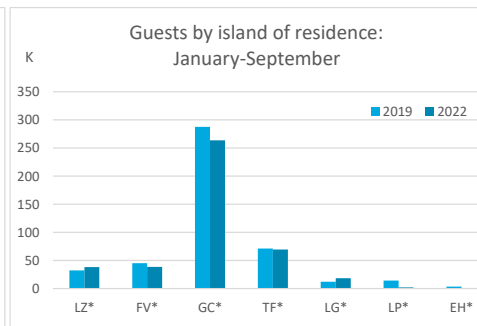
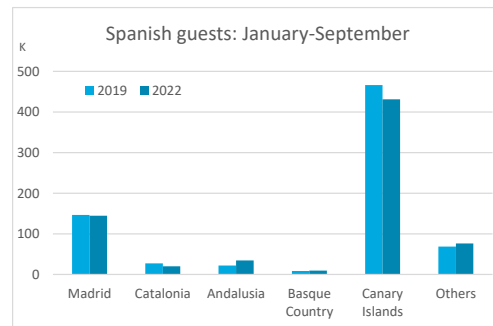
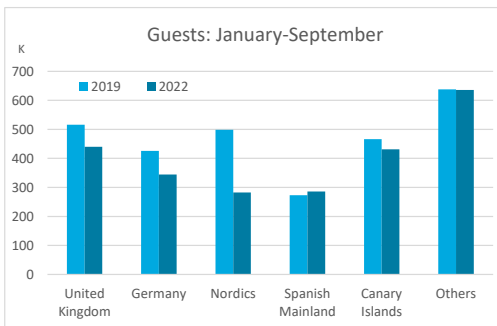


### LENGHT OF STAY

	Breakdown by accommodation type											
	TOTAL				Hotels				Apartments			
	Abroad	Mainland	Canary Islands	Total	Abroad	Mainland	Canary Islands	Total	Abroad	Mainland	Canary Islands	Total
Jan-Sep 19	8.9	4.7	3.6	<b>7.6</b>	8.3	4.5	3.1	<b>7.1</b>	10.0	6.3	4.2	<b>8.5</b>
Jan-Sep 22	8.2	4.4	3.5	<b>6.9</b>	7.7	4.3	2.9	<b>6.5</b>	9.9	5.3	4.6	<b>8.3</b>
Change	<b>-0.7</b>	<b>-0.3</b>	<b>-0.1</b>	<b>-0.7</b>	<b>-0.6</b>	<b>-0.2</b>	<b>-0.2</b>	<b>-0.6</b>	<b>-0.1</b>	<b>-1.0</b>	0.4	<b>-0.3</b>



### GUESTS AND BEDNIGHTS BY PLACE OF RESIDENCE

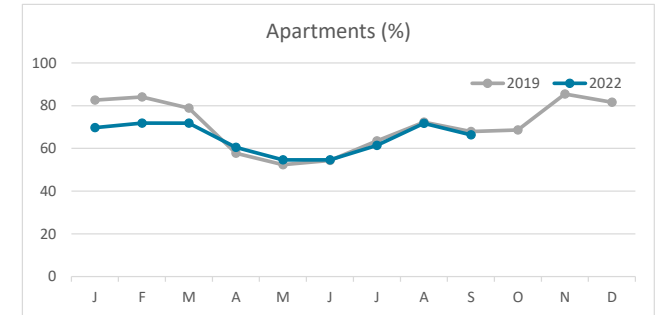
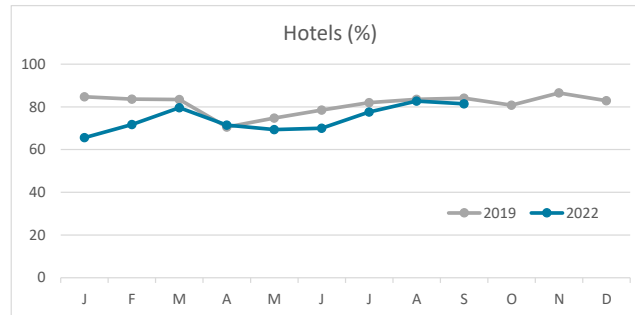
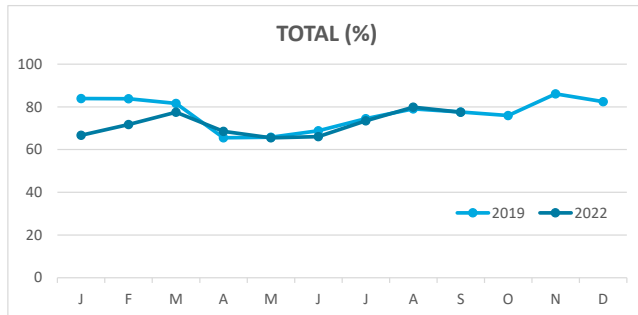


Note: LZ\* (Lanzarote), FV\* (Fuerteventura), GC\* (Gran Canaria), TF\* (Tenerife), LG\* (La Gomera), LP\* (La Palma) and EH\* (El Hierro).

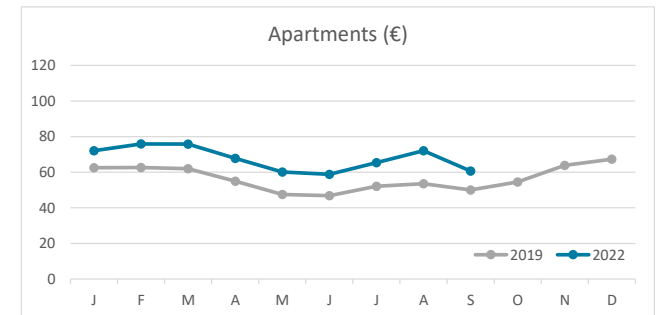
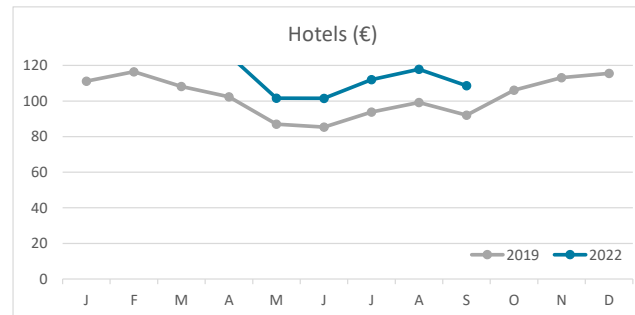
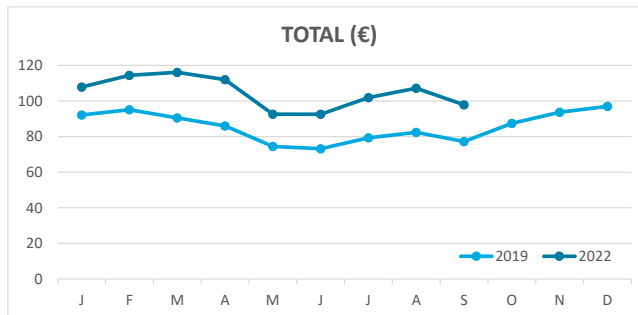
# Main tourist accommodation indicators GRAN CANARIA (January - September 2022)



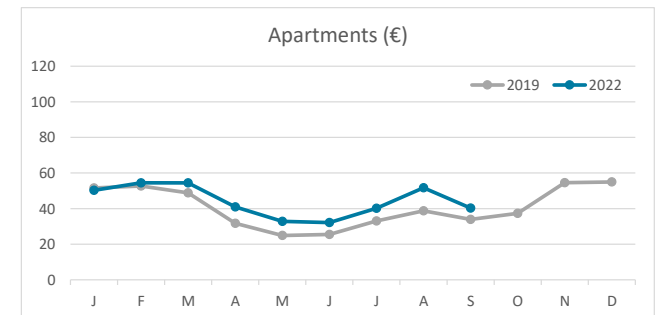
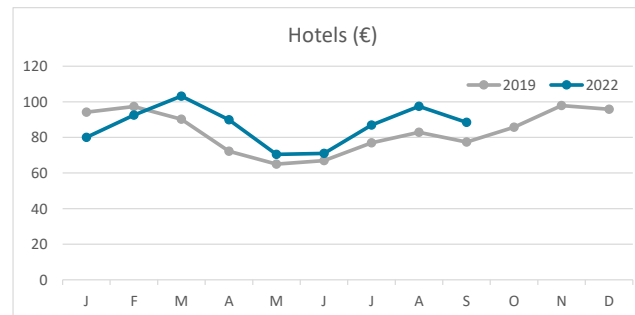
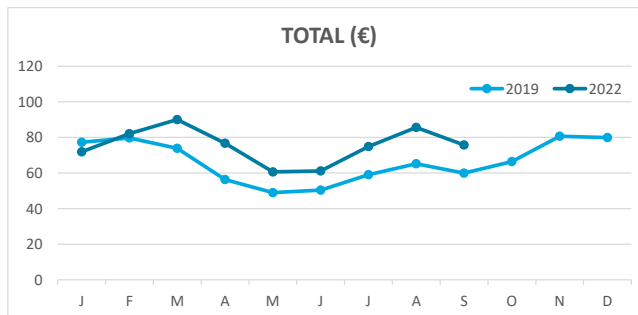
## OCCUPANCY RATE PER ROOM / APARTMENT



## ADR (Average Daily Rate)



## REVPAR (Revenue Per Available Room)



Note: "Guests indicator" refers to number of guests checking in as new arrivals.  
Source: Encuestas de Alojamiento Turístico (ISTAC)