

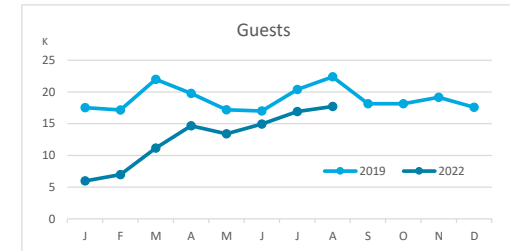
Main tourist accommodation indicators

LA PALMA (January - September 2022)



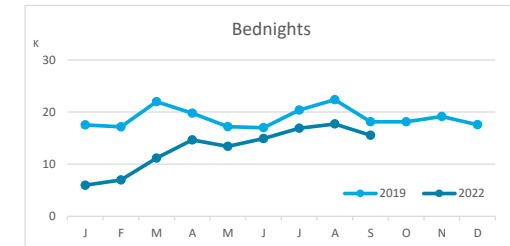
GUESTS BY ACCOMMODATION TYPE (*)

| | Breakdown by accommodation type | | | | | | | | | | | |
|------------|---------------------------------|----------|----------------|---------|---------|----------|----------------|---------|------------|----------|----------------|---------|
| | TOTAL | | | | Hotels | | | | Apartments | | | |
| | Abroad | Mainland | Canary Islands | Total | Abroad | Mainland | Canary Islands | Total | Abroad | Mainland | Canary Islands | Total |
| Jan-Sep 19 | 102,121 | 26,265 | 43,200 | 171,586 | 75,028 | 21,719 | 26,708 | 123,455 | 27,093 | 4,546 | 16,492 | 48,131 |
| Jan-Sep 22 | 41,635 | 46,592 | 29,059 | 117,286 | 28,389 | 35,712 | 15,628 | 79,729 | 13,246 | 10,880 | 13,431 | 37,557 |
| Change | -60,486 | 20,327 | -14,141 | -54,300 | -46,639 | 13,993 | -11,080 | -43,726 | -13,847 | 6,334 | -3,061 | -10,574 |
| Change, % | -59.2% | 77.4% | -32.7% | -31.6% | -62.2% | 64.4% | -41.5% | -35.4% | -51.1% | 139.3% | -18.6% | -22.0% |



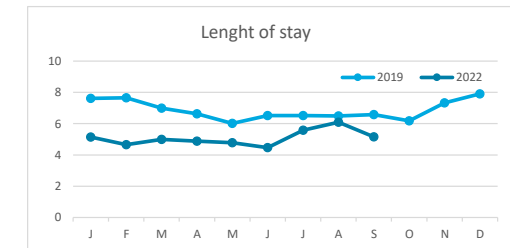
BEDNIGHTS

| | Breakdown by accommodation type | | | | | | | | | | | |
|------------|---------------------------------|----------|----------------|-----------|----------|----------|----------------|----------|------------|----------|----------------|----------|
| | TOTAL | | | | Hotels | | | | Apartments | | | |
| | Abroad | Mainland | Canary Islands | Total | Abroad | Mainland | Canary Islands | Total | Abroad | Mainland | Canary Islands | Total |
| Jan-Sep 19 | 867,856 | 128,700 | 164,823 | 1,161,379 | 569,898 | 97,506 | 75,499 | 742,903 | 297,958 | 31,194 | 89,324 | 418,476 |
| Jan-Sep 22 | 284,549 | 206,957 | 112,094 | 603,600 | 187,235 | 151,773 | 59,137 | 398,145 | 97,314 | 55,184 | 52,957 | 205,455 |
| Change | -583,307 | 78,257 | -52,729 | -557,779 | -382,663 | 54,267 | -16,362 | -344,758 | -200,644 | 23,990 | -36,367 | -213,021 |
| Change, % | -67.2% | 60.8% | -32.0% | -48.0% | -67.1% | 55.7% | -21.7% | -46.4% | -67.3% | 76.9% | -40.7% | -50.9% |

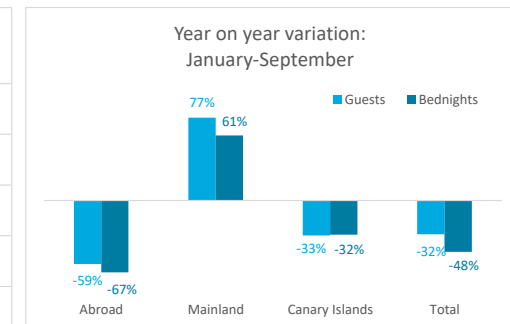
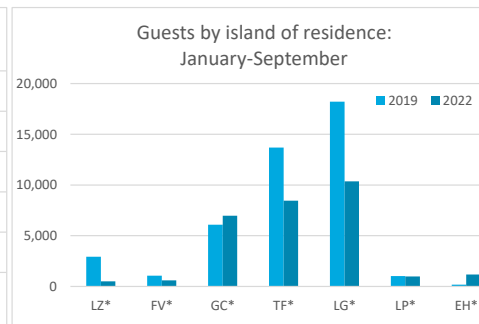
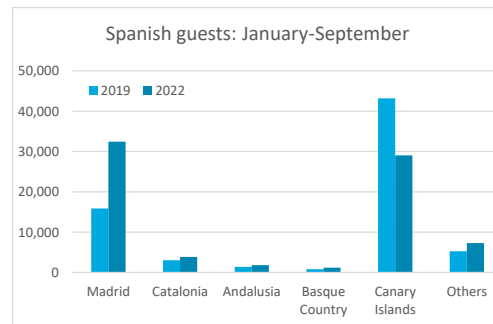
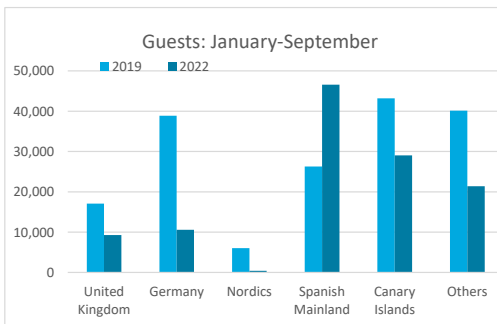


LENGHT OF STAY

| | Breakdown by accommodation type | | | | | | | | | | | |
|------------|---------------------------------|----------|----------------|-------|--------|----------|----------------|-------|------------|----------|----------------|-------|
| | TOTAL | | | | Hotels | | | | Apartments | | | |
| | Abroad | Mainland | Canary Islands | Total | Abroad | Mainland | Canary Islands | Total | Abroad | Mainland | Canary Islands | Total |
| Jan-Sep 19 | 8.5 | 4.9 | 3.8 | 6.8 | 7.6 | 4.5 | 2.8 | 6.0 | 11.0 | 6.9 | 5.4 | 8.7 |
| Jan-Sep 22 | 6.8 | 4.4 | 3.9 | 5.1 | 6.6 | 4.2 | 3.8 | 5.0 | 7.3 | 5.1 | 3.9 | 5.5 |
| Change | -1.7 | -0.5 | 0.0 | -1.6 | -1.0 | -0.2 | 1.0 | -1.0 | -3.7 | -1.8 | -1.5 | -3.2 |



GUESTS AND BEDNIGHTS BY PLACE OF RESIDENCE

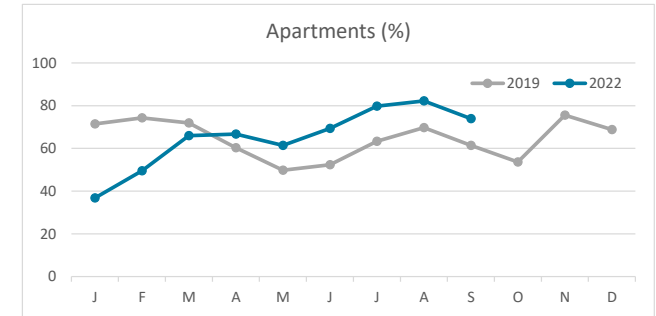
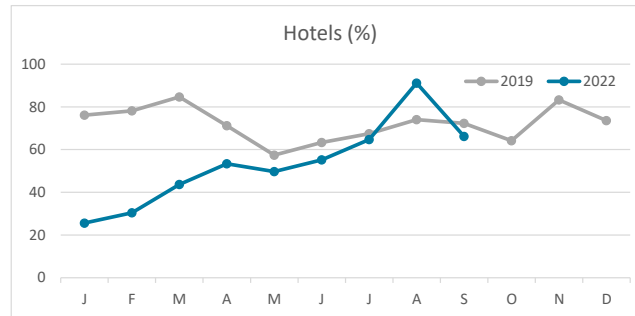
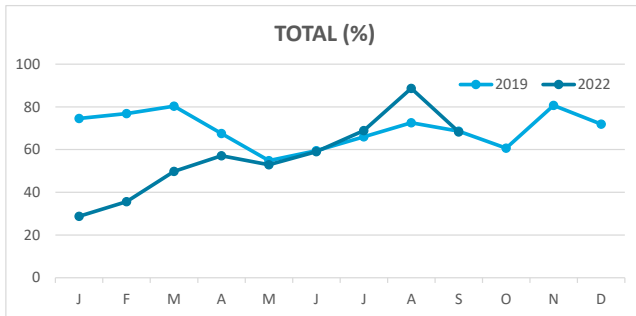


Note: LZ* (Lanzarote), FV* (Fuerteventura), GC* (Gran Canaria), TF* (Tenerife), LG* (La Gomera), LP* (La Palma) and EH* (El Hierro).

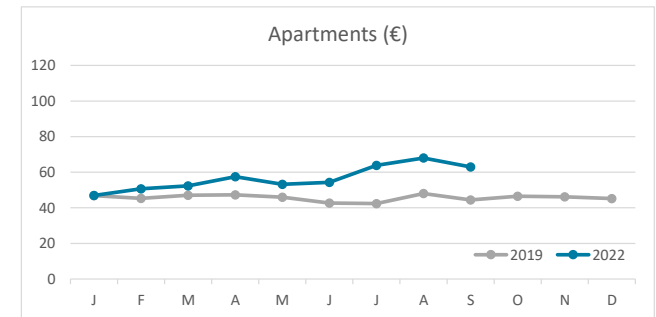
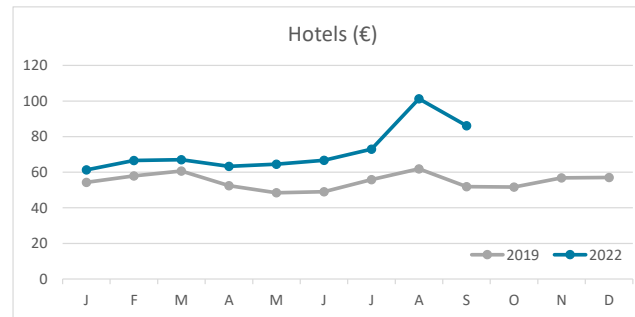
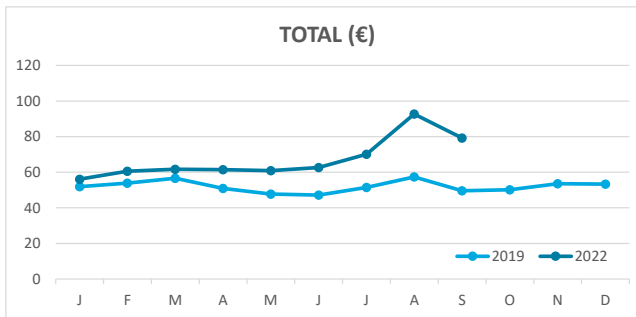
Main tourist accommodation indicators LA PALMA (January - September 2022)



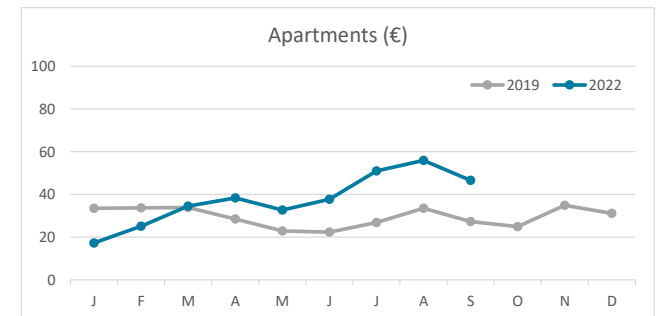
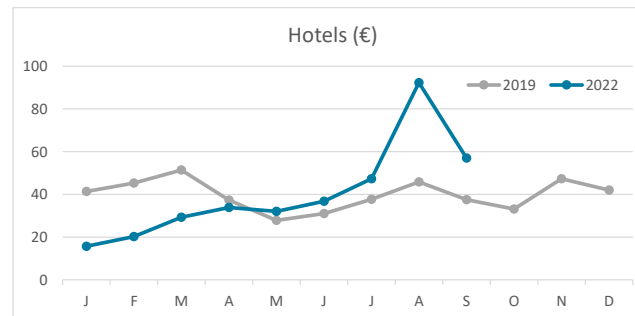
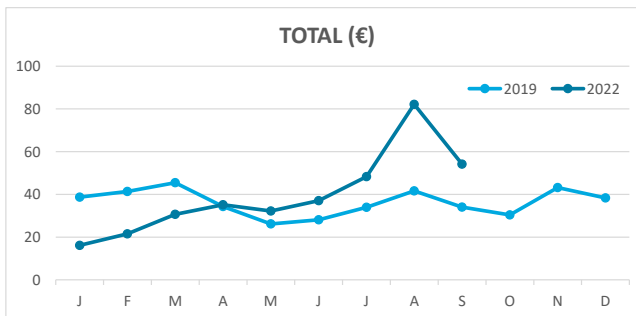
OCCUPANCY RATE PER ROOM / APARTMENT



ADR (Average Daily Rate)



REVPAR (Revenue Per Available Room)



Note: "Guests indicator" refers to number of guests checking in as new arrivals.
Source: Encuestas de Alojamiento Turístico (ISTAC)