

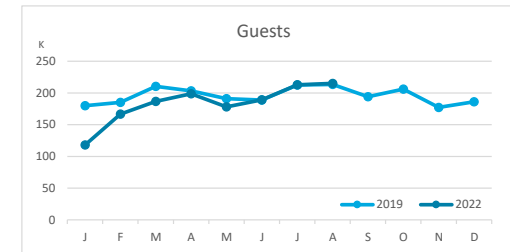
# Main tourist accommodation indicators

## LANZAROTE (January - September 2022)



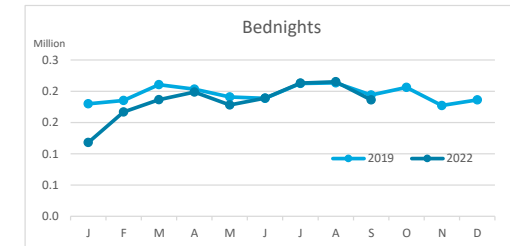
### GUESTS BY ACCOMMODATION TYPE (\*)

|            | Breakdown by accommodation type |          |                |                  |           |          |                |                  |            |          |                |                |
|------------|---------------------------------|----------|----------------|------------------|-----------|----------|----------------|------------------|------------|----------|----------------|----------------|
|            | TOTAL                           |          |                |                  | Hotels    |          |                |                  | Apartments |          |                |                |
|            | Abroad                          | Mainland | Canary Islands | Total            | Abroad    | Mainland | Canary Islands | Total            | Abroad     | Mainland | Canary Islands | Total          |
| Jan-Sep 19 | 1,534,486                       | 168,855  | 75,454         | <b>1,778,795</b> | 1,038,276 | 143,308  | 42,602         | <b>1,224,186</b> | 496,210    | 25,547   | 32,852         | <b>554,609</b> |
| Jan-Sep 22 | 1,365,632                       | 197,197  | 88,438         | <b>1,651,267</b> | 968,665   | 162,007  | 55,552         | <b>1,186,224</b> | 396,967    | 35,190   | 32,886         | <b>465,043</b> |
| Change     | -168,854                        | 28,342   | 12,984         | <b>-127,528</b>  | -69,611   | 18,699   | 12,950         | <b>-37,962</b>   | -99,243    | 9,643    | 34             | <b>-89,566</b> |
| Change, %  | -11.0%                          | 16.8%    | 17.2%          | <b>-7.2%</b>     | -6.7%     | 13.0%    | 30.4%          | <b>-3.1%</b>     | -20.0%     | 37.7%    | 0.1%           | <b>-16.1%</b>  |



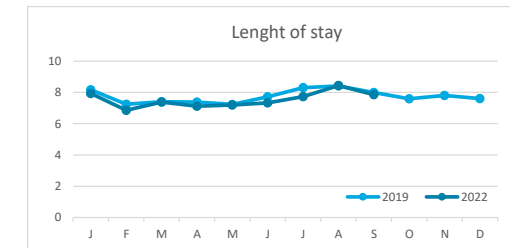
### BEDNIGHTS

|            | Breakdown by accommodation type |           |                |                   |           |          |                |                  |            |          |                |                  |
|------------|---------------------------------|-----------|----------------|-------------------|-----------|----------|----------------|------------------|------------|----------|----------------|------------------|
|            | TOTAL                           |           |                |                   | Hotels    |          |                |                  | Apartments |          |                |                  |
|            | Abroad                          | Mainland  | Canary Islands | Total             | Abroad    | Mainland | Canary Islands | Total            | Abroad     | Mainland | Canary Islands | Total            |
| Jan-Sep 19 | 12,512,611                      | 1,001,149 | 302,347        | <b>13,816,107</b> | 8,085,130 | 826,196  | 136,662        | <b>9,047,988</b> | 4,427,481  | 174,953  | 165,685        | <b>4,768,119</b> |
| Jan-Sep 22 | 10,928,655                      | 1,112,709 | 415,536        | <b>12,456,900</b> | 7,468,653 | 872,920  | 237,063        | <b>8,578,636</b> | 3,460,002  | 239,789  | 178,473        | <b>3,878,264</b> |
| Change     | -1,583,956                      | 111,560   | 113,189        | <b>-1,359,207</b> | -616,477  | 46,724   | 100,401        | <b>-469,352</b>  | -967,479   | 64,836   | 12,788         | <b>-889,855</b>  |
| Change, %  | -12.7%                          | 11.1%     | 37.4%          | <b>-9.8%</b>      | -7.6%     | 5.7%     | 73.5%          | <b>-5.2%</b>     | -21.9%     | 37.1%    | 7.7%           | <b>-18.7%</b>    |

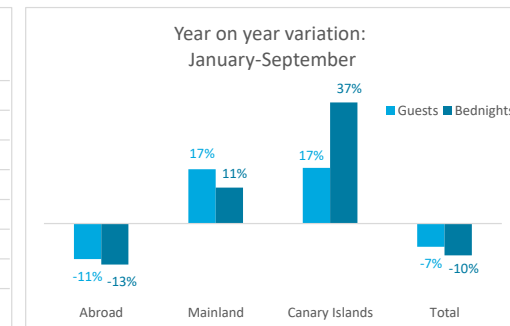
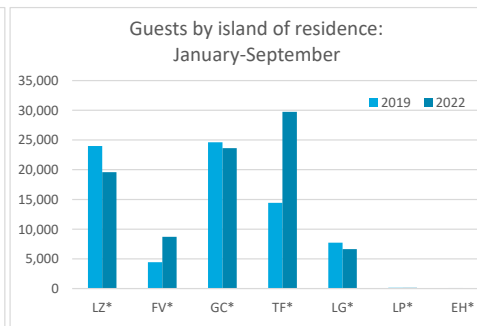
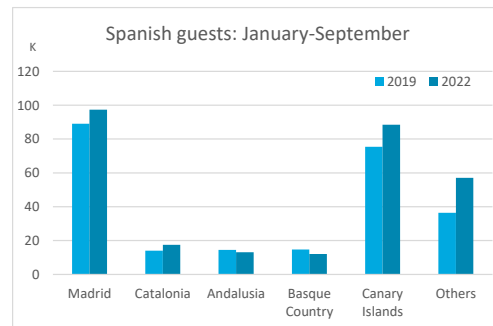
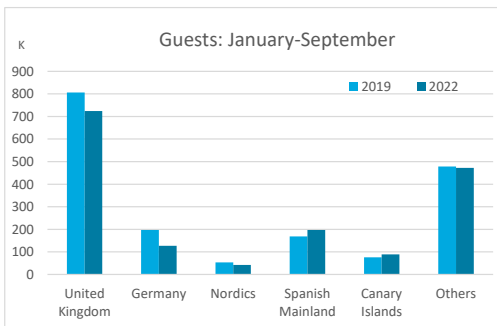


### LENGHT OF STAY

|            | Breakdown by accommodation type |          |                |             |        |          |                |             |            |          |                |             |
|------------|---------------------------------|----------|----------------|-------------|--------|----------|----------------|-------------|------------|----------|----------------|-------------|
|            | TOTAL                           |          |                |             | Hotels |          |                |             | Apartments |          |                |             |
|            | Abroad                          | Mainland | Canary Islands | Total       | Abroad | Mainland | Canary Islands | Total       | Abroad     | Mainland | Canary Islands | Total       |
| Jan-Sep 19 | 8.2                             | 5.9      | 4.0            | <b>7.8</b>  | 7.8    | 5.8      | 3.2            | <b>7.4</b>  | 8.9        | 6.8      | 5.0            | <b>8.6</b>  |
| Jan-Sep 22 | 8.0                             | 5.6      | 4.7            | <b>7.5</b>  | 7.7    | 5.4      | 4.3            | <b>7.2</b>  | 8.7        | 6.8      | 5.4            | <b>8.3</b>  |
| Change     | -0.2                            | -0.3     | 0.7            | <b>-0.2</b> | -0.1   | -0.4     | 1.1            | <b>-0.2</b> | -0.2       | 0.0      | 0.4            | <b>-0.3</b> |



### GUESTS AND BEDNIGHTS BY PLACE OF RESIDENCE

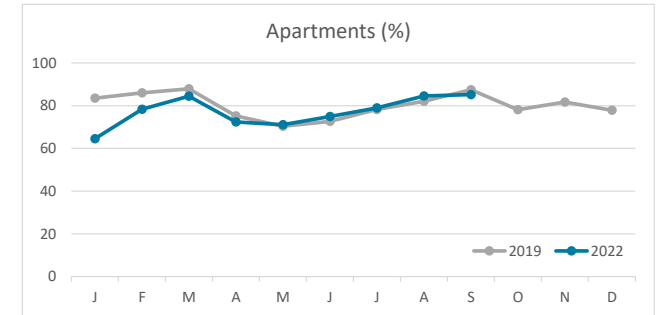
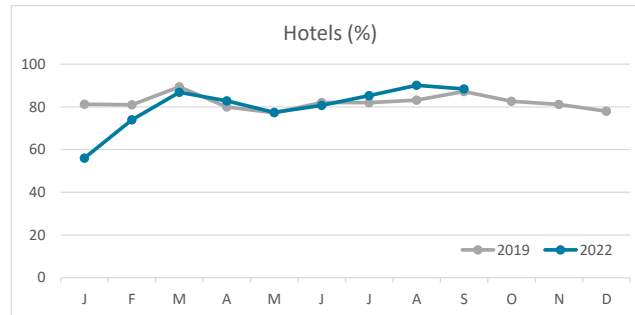
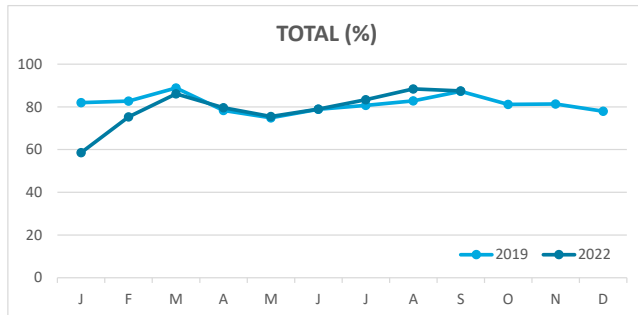


Note: LZ\* (Lanzarote), FV\* (Fuerteventura), GC\* (Gran Canaria), TF\* (Tenerife), LG\* (La Gomera), LP\* (La Palma) and EH\* (El Hierro).

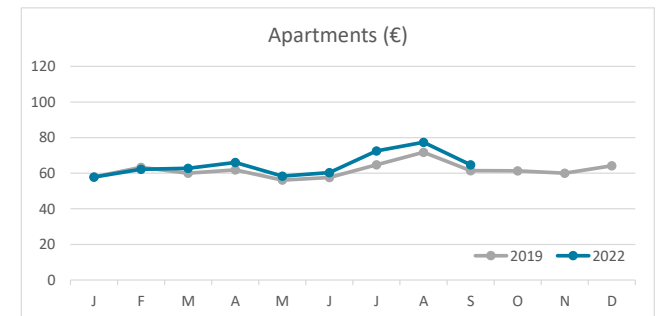
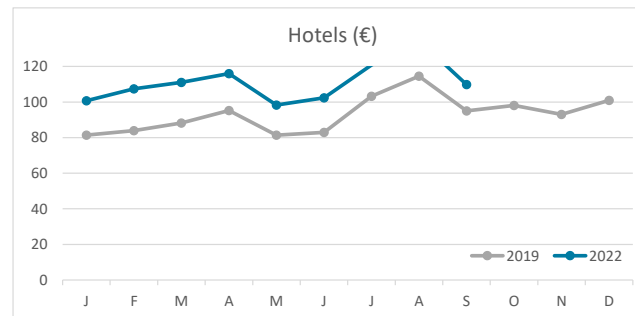
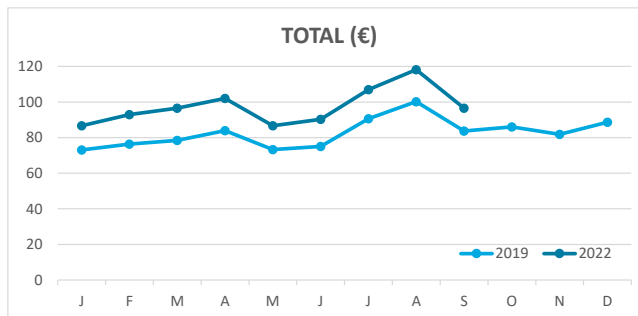
# Main tourist accommodation indicators LANZAROTE (January - September 2022)



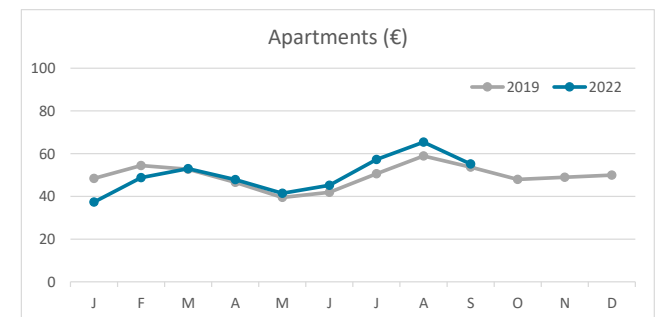
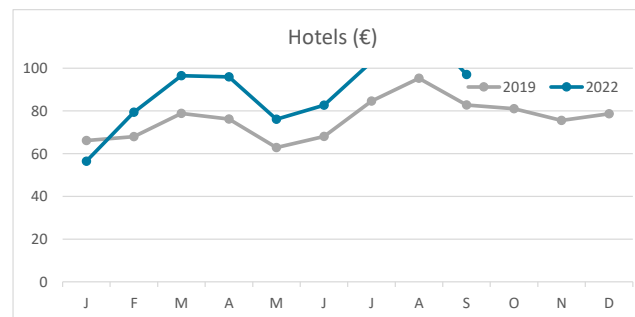
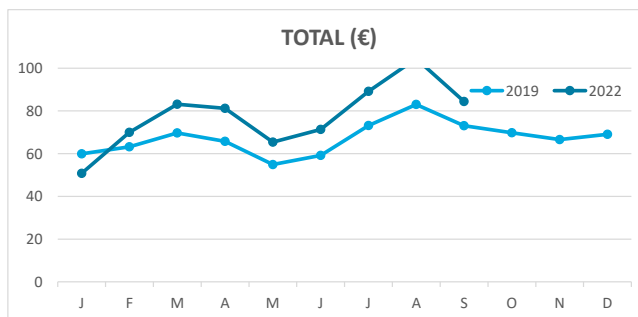
## OCCUPANCY RATE PER ROOM / APARTMENT



## ADR (Average Daily Rate)



## REVPAR (Revenue Per Available Room)



Note: "Guests indicator" refers to number of guests checking in as new arrivals.  
Source: Encuestas de Alojamiento Turístico (ISTAC)