

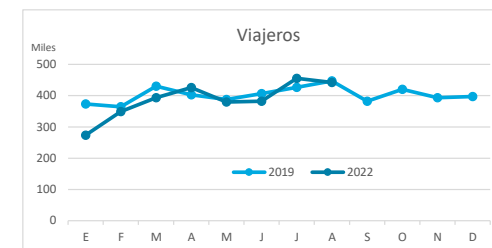
# Principales indicadores de alojamiento turístico

## TENERIFE (hasta septiembre de 2022)



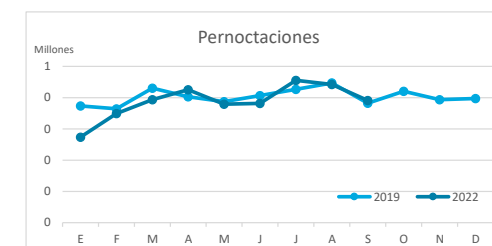
### VIAJEROS EN ALOJAMIENTO TURÍSTICO

|           | TOTAL       |              |          |                  | Detalle según tipo de alojamiento |              |          |                  |               |              |          |                 |
|-----------|-------------|--------------|----------|------------------|-----------------------------------|--------------|----------|------------------|---------------|--------------|----------|-----------------|
|           |             |              |          |                  | Hotelero                          |              |          |                  | Extrahotelero |              |          |                 |
|           | Extranjeros | Peninsulares | Canarios | Total            | Extranjeros                       | Peninsulares | Canarios | Total            | Extranjeros   | Peninsulares | Canarios | Total           |
| ene-sep19 | 2.796.788   | 495.721      | 328.320  | <b>3.620.829</b> | 1.982.878                         | 426.857      | 243.301  | <b>2.653.036</b> | 813.910       | 68.864       | 85.019   | <b>967.793</b>  |
| ene-sep22 | 2.690.002   | 460.086      | 341.997  | <b>3.492.085</b> | 2.096.180                         | 408.406      | 265.673  | <b>2.770.259</b> | 593.822       | 51.680       | 76.324   | <b>721.826</b>  |
| Dif       | -106.786    | -35.635      | 13.677   | <b>-128.744</b>  | 113.302                           | -18.451      | 22.372   | <b>117.223</b>   | -220.088      | -17.184      | -8.695   | <b>-245.967</b> |
| Dif, %    | -3,8%       | -7,2%        | 4,2%     | <b>-3,6%</b>     | 5,7%                              | -4,3%        | 9,2%     | <b>4,4%</b>      | -27,0%        | -25,0%       | -10,2%   | <b>-25,4%</b>   |



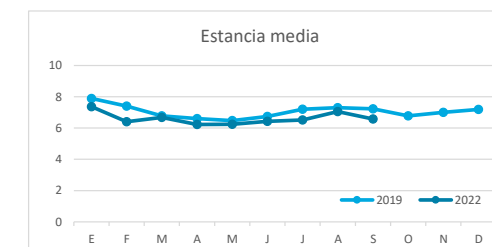
### PERNOCTACIONES

|           | TOTAL       |              |           |                   | Detalle según tipo de alojamiento |              |          |                   |               |              |          |                   |
|-----------|-------------|--------------|-----------|-------------------|-----------------------------------|--------------|----------|-------------------|---------------|--------------|----------|-------------------|
|           |             |              |           |                   | Hotelero                          |              |          |                   | Extrahotelero |              |          |                   |
|           | Extranjeros | Peninsulares | Canarios  | Total             | Extranjeros                       | Peninsulares | Canarios | Total             | Extranjeros   | Peninsulares | Canarios | Total             |
| ene-sep19 | 21.891.687  | 2.638.313    | 1.048.799 | <b>25.578.799</b> | 15.071.690                        | 2.259.176    | 702.666  | <b>18.033.532</b> | 6.819.997     | 379.137      | 346.133  | <b>7.545.267</b>  |
| ene-sep22 | 19.769.851  | 2.288.563    | 957.251   | <b>23.015.665</b> | 15.023.339                        | 2.005.857    | 701.140  | <b>17.730.336</b> | 4.746.512     | 282.706      | 256.111  | <b>5.285.329</b>  |
| Dif       | -2.121.836  | -349.750     | -91.548   | <b>-2.563.134</b> | -48.351                           | -253.319     | -1.526   | <b>-303.196</b>   | -2.073.485    | -96.431      | -90.022  | <b>-2.259.938</b> |
| Dif, %    | -9,7%       | -13,3%       | -8,7%     | <b>-10,0%</b>     | -0,3%                             | -11,2%       | -0,2%    | <b>-1,7%</b>      | -30,4%        | -25,4%       | -26,0%   | <b>-30,0%</b>     |

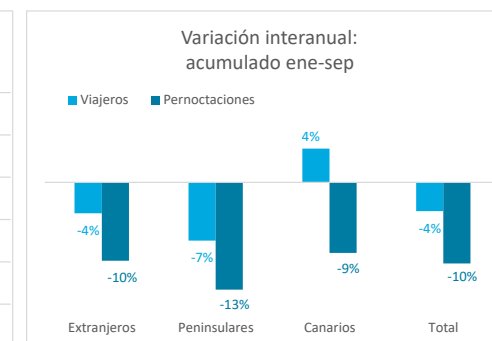
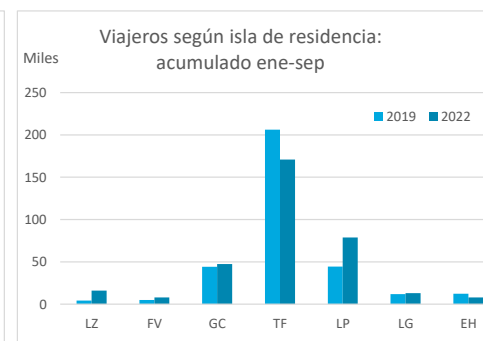
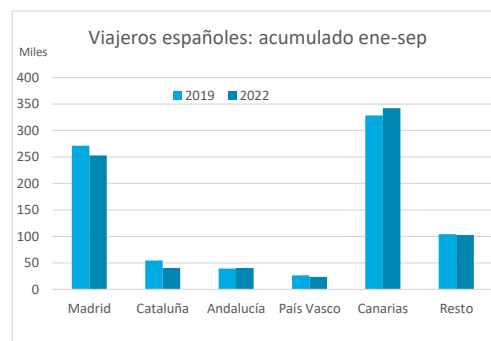
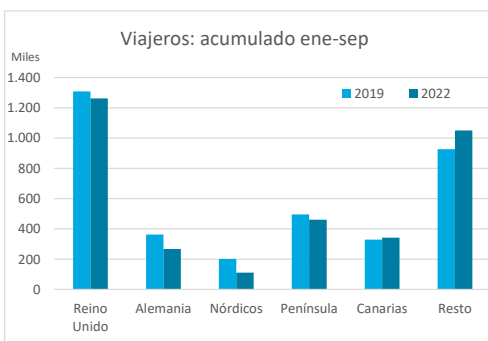


### ESTANCIA MEDIA

|           | TOTAL       |              |          |             | Detalle según tipo de alojamiento |              |          |             |               |              |          |             |
|-----------|-------------|--------------|----------|-------------|-----------------------------------|--------------|----------|-------------|---------------|--------------|----------|-------------|
|           |             |              |          |             | Hotelero                          |              |          |             | Extrahotelero |              |          |             |
|           | Extranjeros | Peninsulares | Canarios | Total       | Extranjeros                       | Peninsulares | Canarios | Total       | Extranjeros   | Peninsulares | Canarios | Total       |
| ene-sep19 | 7,8         | 5,3          | 3,2      | <b>7,1</b>  | 7,6                               | 5,3          | 2,9      | <b>6,8</b>  | 8,4           | 5,5          | 4,1      | <b>7,8</b>  |
| ene-sep22 | 7,3         | 5,0          | 2,8      | <b>6,6</b>  | 7,2                               | 4,9          | 2,6      | <b>6,4</b>  | 8,0           | 5,5          | 3,4      | <b>7,3</b>  |
| Dif       | -0,5        | -0,3         | -0,4     | <b>-0,5</b> | -0,4                              | -0,4         | -0,2     | <b>-0,4</b> | -0,4          | 0,0          | -0,7     | <b>-0,5</b> |

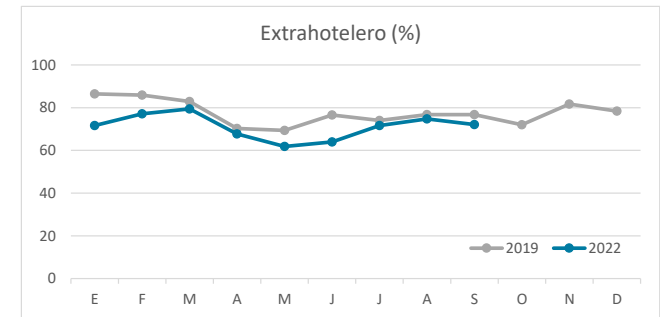
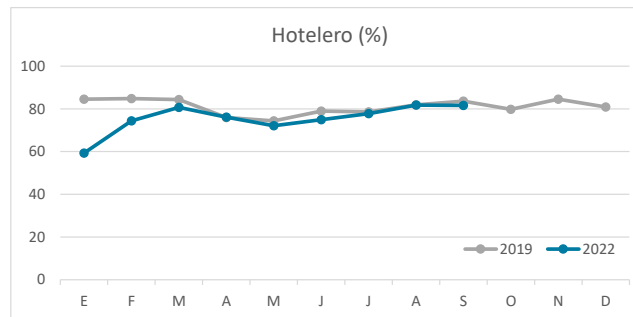
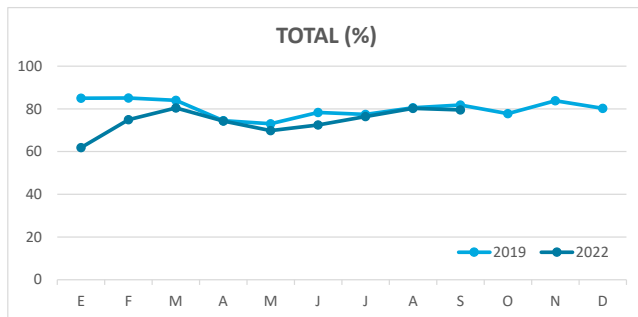


### DETALLE VIAJEROS Y PERNOCTACIONES SEGÚN LUGAR DE RESIDENCIA

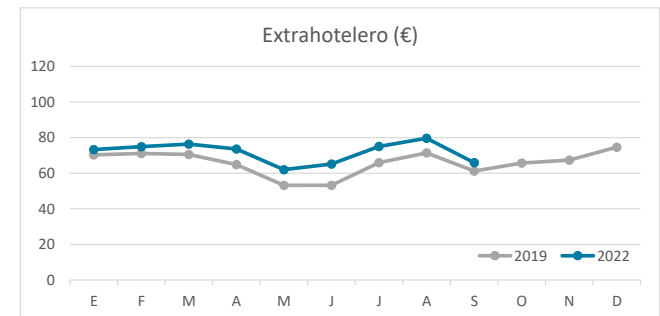
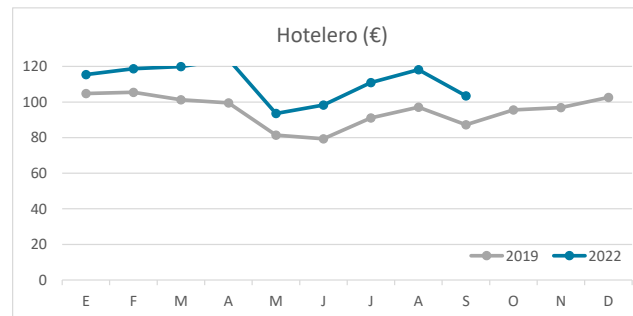
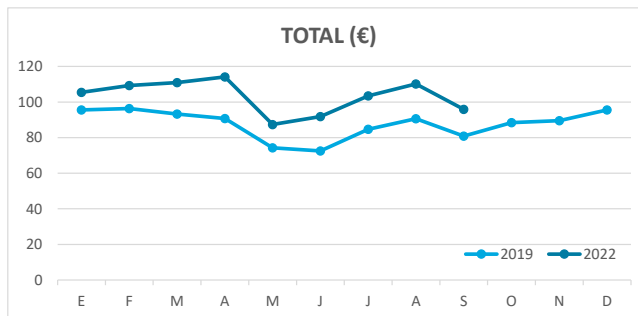


# Principales indicadores de alojamiento turístico TENERIFE (hasta septiembre de 2022)

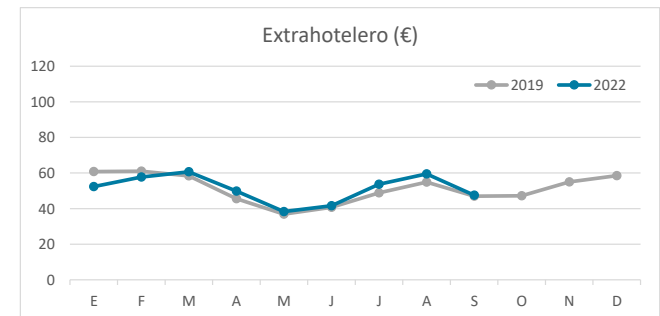
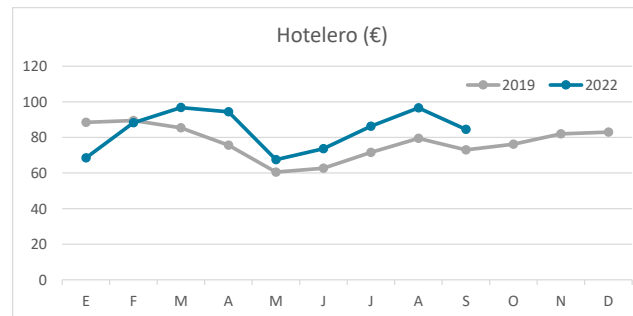
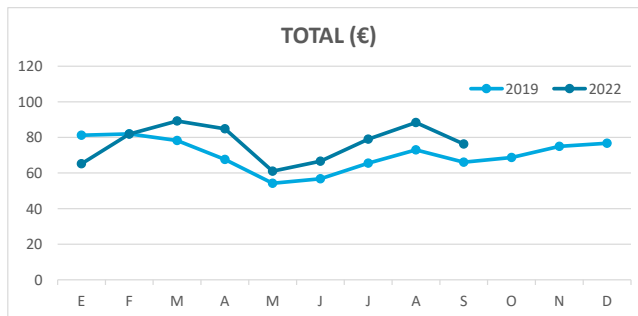
## ÍNDICE DE OCUPACIÓN POR HABITACIÓN / APARTAMENTO



## ADR (tarifa media diaria)



## REVPAR (ingreso por habitación/apartamento disponible)



Nota: el indicador de viajeros se refiere a viajeros entrados.

Fuente: Encuestas de Alojamiento Turístico (ISTAC)