


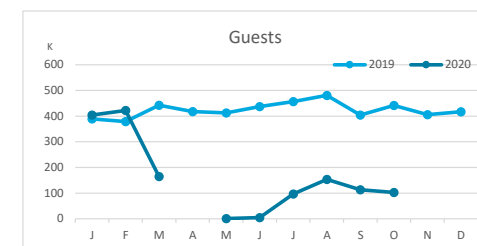
Main tourist accommodation indicators

TENERIFE (January - October 2020)



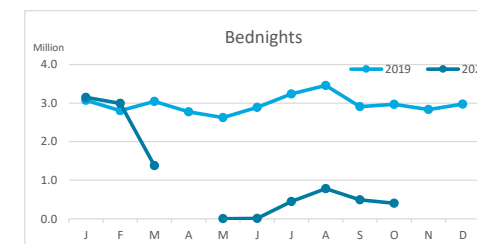
GUESTS BY ACCOMMODATION TYPE (*)

	Breakdown by accommodation type											
	TOTAL				Hotels				Apartments			
	Abroad	Mainland	Canary Islands	Total	Abroad	Mainland	Canary Islands	Total	Abroad	Mainland	Canary Islands	Total
Jan-Oct19	3,233,284	570,861	457,304	4,261,449	2,269,403	484,065	327,327	3,080,795	963,881	86,796	129,977	1,180,654
Jan-Oct20	1,025,560	233,628	204,039	1,463,227	752,484	208,469	145,161	1,106,114	271,558	23,298	56,264	351,120
Change	-2,207,724	-337,233	-253,265	-2,798,222	-1,516,919	-275,596	-182,166	-1,974,681	-692,323	-63,498	-73,713	-829,534
Change, %	-68.3%	-59.1%	-55.4%	-65.7%	-66.8%	-56.9%	-55.7%	-64.1%	-71.8%	-73.2%	-56.7%	-70.3%



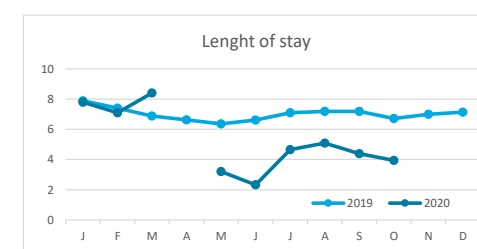
BEDNIGHTS

	Breakdown by accommodation type											
	TOTAL				Hotels				Apartments			
	Abroad	Mainland	Canary Islands	Total	Abroad	Mainland	Canary Islands	Total	Abroad	Mainland	Canary Islands	Total
Jan-Oct19	25,309,083	2,989,093	1,479,485	29,777,661	17,185,940	2,508,838	975,468	20,670,246	8,123,143	480,255	504,017	9,107,415
Jan-Oct20	8,059,954	1,053,337	557,611	9,670,902	5,590,483	914,998	357,568	6,863,049	2,464,882	132,712	195,399	2,792,993
Change	-17,249,129	-1,935,756	-921,874	-20,106,759	-11,595,457	-1,593,840	-617,900	-13,807,197	-5,658,261	-347,543	-308,618	-6,314,422
Change, %	-68.2%	-64.8%	-62.3%	-67.5%	-67.5%	-63.5%	-63.3%	-66.8%	-69.7%	-72.4%	-61.2%	-69.3%

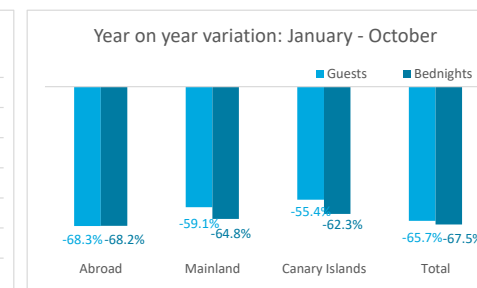
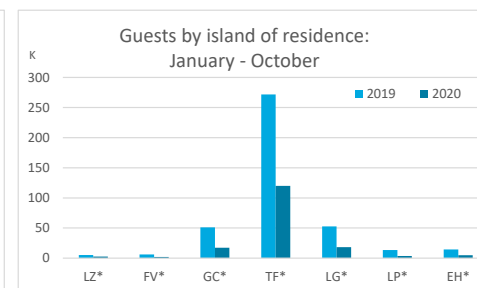
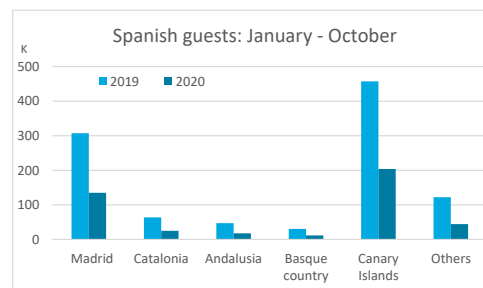
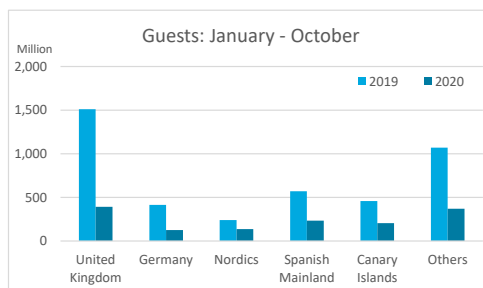


LENGHT OF STAY

	Breakdown by accommodation type											
	TOTAL				Hotels				Apartments			
	Abroad	Mainland	Canary Islands	Total	Abroad	Mainland	Canary Islands	Total	Abroad	Mainland	Canary Islands	Total
Jan-Oct19	7.8	5.2	3.2	7.0	7.6	5.2	3.0	6.7	8.4	5.5	3.9	7.7
Jan-Oct20	7.9	4.5	2.7	6.6	7.4	4.4	2.5	6.2	9.1	5.7	3.5	8.0
Change	0.0	-0.7	-0.5	-0.4	-0.1	-0.8	-0.5	-0.5	0.6	0.2	-0.4	0.2



GUESTS AND BEDNIGHTS BY PLACE OF RESIDENCE



Note: LZ* (Lanzarote), FV* (Fuerteventura), GC* (Gran Canaria), TF* (Tenerife), LG* (La Gomera), LP* (La Palma) and EH* (El Hierro).

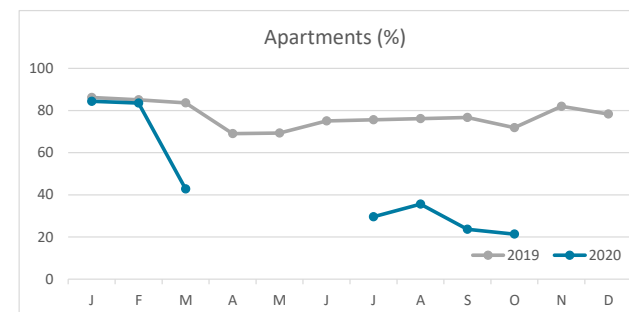
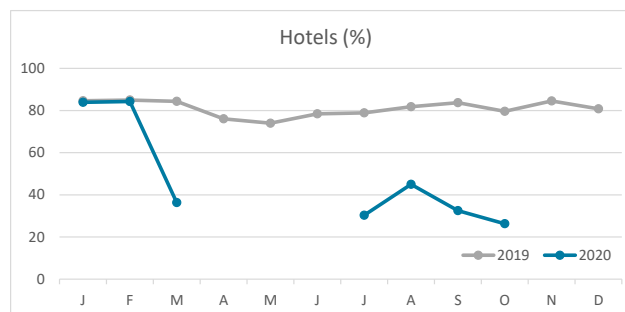
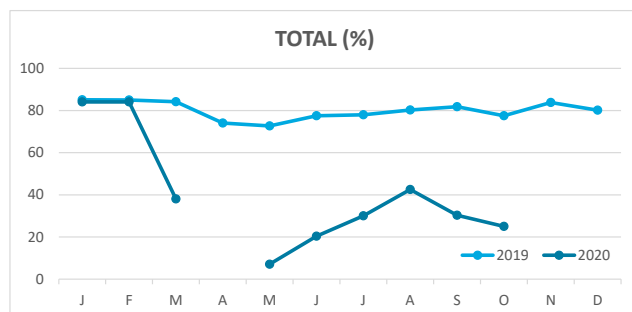
TOTAL does not coincide with the sum of hotel and non-hotel accommodations, since between April and June 2020 the breakdown by islands was not published.

Main tourist accommodation indicators

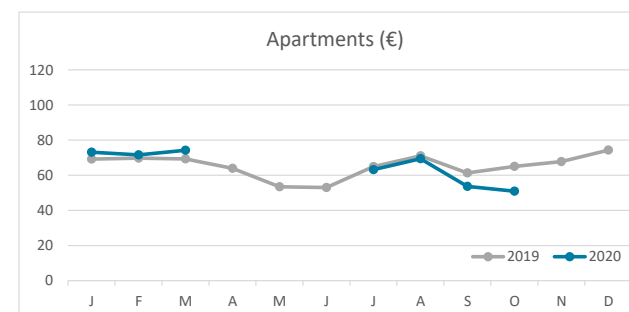
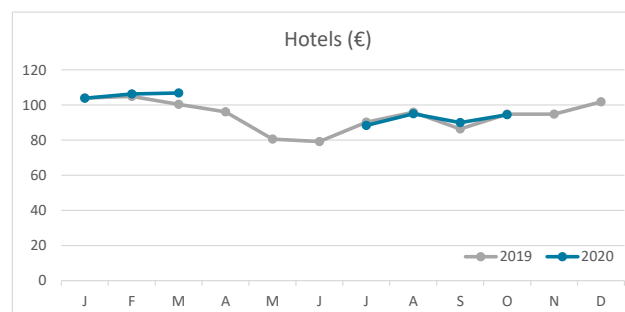
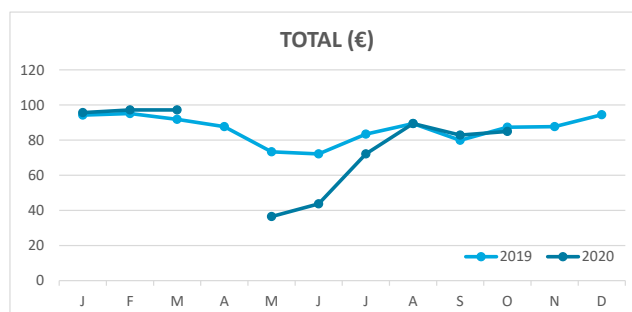
TENERIFE (January - October 2020)



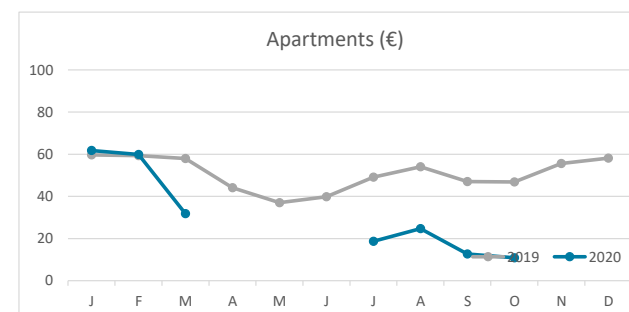
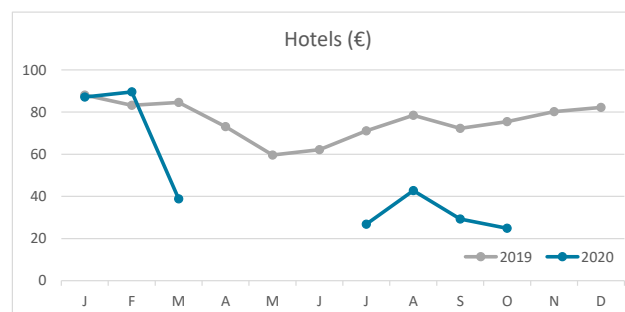
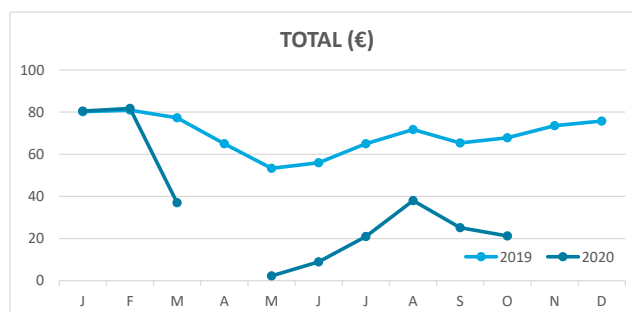
OCCUPANCY RATE PER ROOM / APARTMENT



ADR (Average Daily Rate)



REVPAR (Revenue Per Available Room)



Note: "Guests indicator" refers to number of guests checking in as new arrivals.
Source: Encuestas de Alojamiento Turístico (ISTAC)