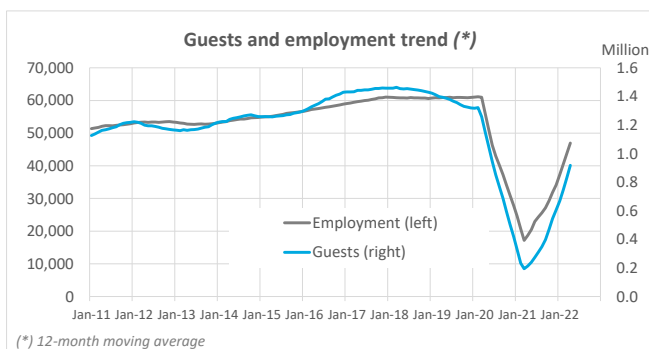
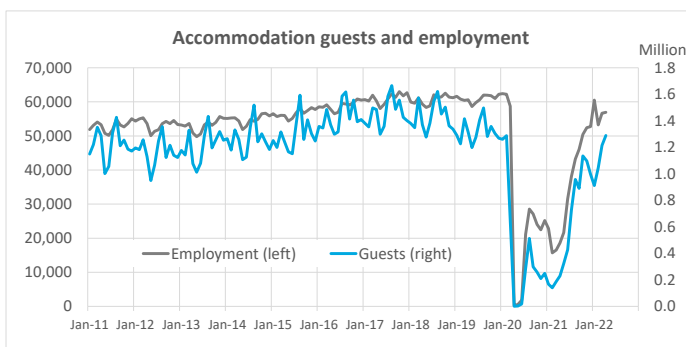


Employment in tourist accommodation April 2022



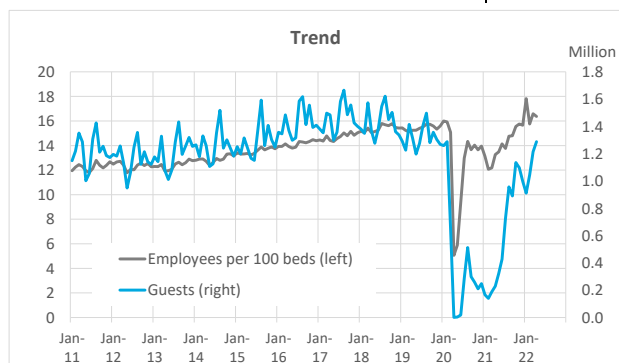
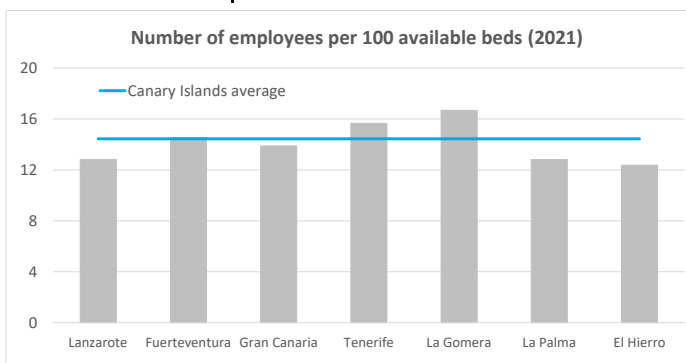
Employment

| | Lanzarote | Fuerteventura | Gran Canaria | Tenerife | La Gomera | La Palma | El Hierro | Canary Islands |
|-------------------|--------------|---------------|---------------|-------------|---------------|---------------|--------------|----------------|
| 2017 | 9,872 | 9,630 | 17,192 | 22,230 | 867 | 1,169 | 76 | 61,034 |
| 2018 | 9,892 | 9,146 | 16,918 | 22,583 | 886 | 1,098 | 77 | 60,600 |
| 2019 | 9,778 | 9,219 | 17,006 | 22,870 | 881 | 1,114 | 80 | 60,949 |
| 2020 | 4,444 | 4,213 | 7,223 | 11,038 | 459 | 447 | 51 | 27,875 |
| 2021 | 5,276 | 5,593 | 9,265 | 12,914 | 529 | 510 | 72 | 34,160 |
| <hr/> | | | | | | | | |
| | Lanzarote | Fuerteventura | Gran Canaria | Tenerife | La Gomera | La Palma | El Hierro | Canary Islands |
| April 2019 | 9,656 | 9,109 | 17,365 | 22,391 | 888 | 1,137 | 82 | 60,628 |
| April 2022 | 9,240 | 8,932 | 14,606 | 22,837 | 564 | 652 | 92 | 56,923 |
| Change | -416 | -177 | -2,759 | 446 | -324 | -485 | 10 | -3,705 |
| Change (%) | -4.3% | -1.9% | -15.9% | 2.0% | -36.5% | -42.7% | 12.2% | -6.1% |



Indicator of number of employees per 100 available beds

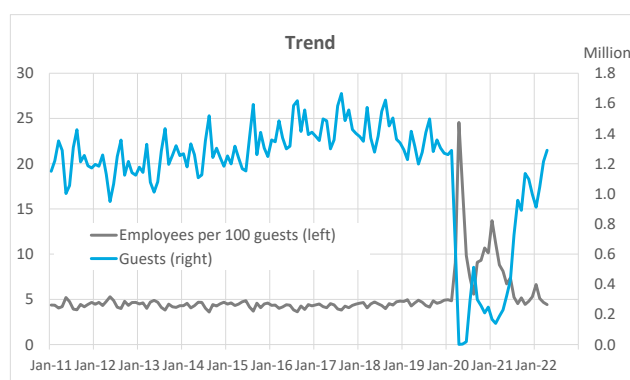
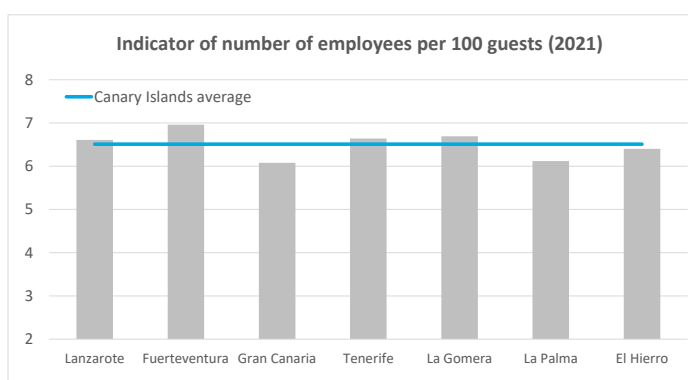
| | Lanzarote | Fuerteventura | Gran Canaria | Tenerife | La Gomera | La Palma | El Hierro | Canary Islands |
|-------------------|------------|---------------|--------------|------------|-------------|-------------|------------|----------------|
| 2017 | 13.6 | 15.5 | 13.2 | 16.4 | 17.1 | 14.8 | 9.4 | 14.7 |
| 2018 | 14.7 | 15.7 | 13.7 | 17.2 | 17.6 | 15.2 | 10.3 | 15.4 |
| 2019 | 14.7 | 15.3 | 13.8 | 17.3 | 17.5 | 14.8 | 10.7 | 15.4 |
| 2020 | 13.5 | 14.2 | 13.2 | 16.6 | 16.7 | 14.3 | 12.9 | 14.7 |
| 2021 | 12.8 | 14.5 | 13.9 | 15.7 | 16.7 | 12.8 | 12.4 | 14.4 |
| <hr/> | | | | | | | | |
| | Lanzarote | Fuerteventura | Gran Canaria | Tenerife | La Gomera | La Palma | El Hierro | Canary Islands |
| April 2019 | 14.6 | 15.2 | 13.8 | 17.0 | 17.6 | 15.0 | 11.0 | 15.3 |
| April 2022 | 15.1 | 16.1 | 15.1 | 18.2 | 17.2 | 13.1 | 12.9 | 16.4 |
| Change | 0.6 | 0.9 | 1.4 | 1.2 | -0.3 | -2.0 | 2.0 | 1.1 |



Employment in tourist accommodation April 2022

Indicator of number of employees per 100 accommodation guests

| | Lanzarote | Fuerteventura | Gran Canaria | Tenerife | La Gomera | La Palma | El Hierro | Canary Islands |
|------------|-----------|---------------|--------------|----------|-----------|----------|-----------|----------------|
| 2017 | 4.4 | 5.5 | 5.1 | 5.3 | 5.8 | 4.6 | 4.2 | 5.1 |
| 2018 | 4.8 | 5.7 | 5.2 | 5.5 | 5.5 | 4.9 | 5.2 | 5.3 |
| 2019 | 5.0 | 6.3 | 5.4 | 5.7 | 6.1 | 5.9 | 4.5 | 5.6 |
| 2020 | 8.3 | 9.1 | 7.0 | 8.5 | 7.6 | 7.2 | 9.3 | 8.1 |
| 2021 | 6.6 | 7.0 | 6.1 | 6.6 | 6.7 | 6.1 | 6.4 | 6.5 |
| April 2019 | 3.9 | 4.9 | 4.8 | 4.7 | 5.6 | 4.8 | 5.8 | 4.6 |
| April 2022 | 3.9 | 4.7 | 4.3 | 4.6 | 4.8 | 4.0 | 4.9 | 4.4 |
| Change | -0.06 | -0.23 | -0.42 | -0.06 | -0.82 | -0.81 | -0.84 | -0.20 |



Indicator of number of employees per €120,000 annual income in tourist accommodation

| | Lanzarote | Fuerteventura | Gran Canaria | Tenerife | La Gomera | La Palma | El Hierro | Canary Islands |
|------------|-----------|---------------|--------------|----------|-----------|----------|-----------|----------------|
| 2017 | 1.7 | 1.8 | 1.6 | 1.8 | 2.7 | 3.5 | 3.3 | 1.8 |
| 2018 | 1.8 | 1.8 | 1.7 | 1.9 | 2.9 | 3.5 | 3.3 | 1.8 |
| 2019 | 1.8 | 2.0 | 1.7 | 1.9 | 3.0 | 3.1 | 3.5 | 1.9 |
| 2020 | 2.8 | 2.8 | 2.2 | 2.8 | 3.7 | 3.6 | 3.9 | 2.6 |
| 2021 | 2.2 | 2.1 | 1.9 | 2.4 | 3.4 | 3.6 | 3.2 | 2.2 |
| April 2019 | 1.8 | 2.2 | 2.0 | 2.0 | 3.2 | 3.4 | 4.1 | 2.0 |
| April 2022 | 1.5 | 1.9 | 1.6 | 1.7 | 2.4 | 2.9 | 3.7 | 1.7 |
| Change | -0.31 | -0.25 | -0.47 | -0.31 | -0.84 | -0.53 | -0.41 | -0.36 |

