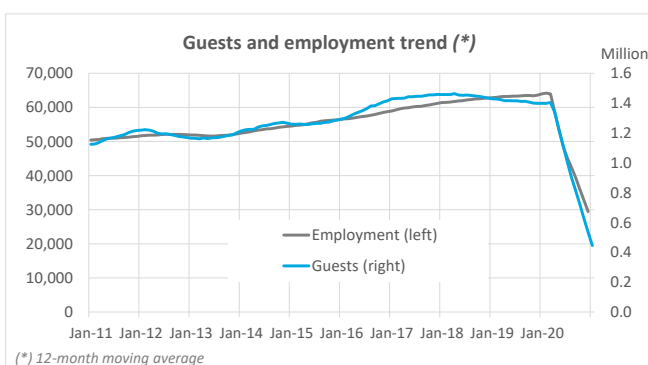
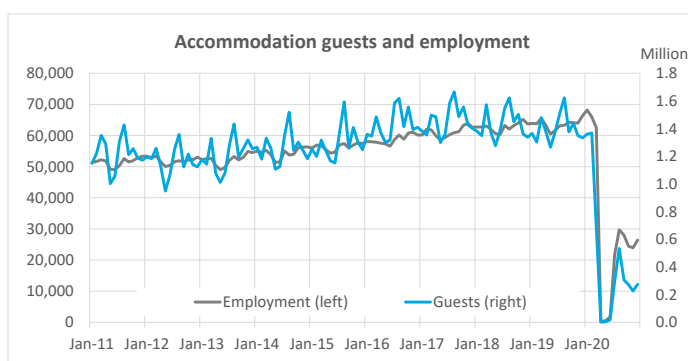


# Employment in tourist accommodation December 2020



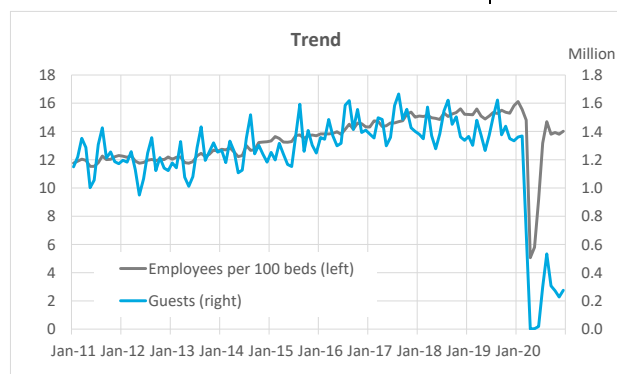
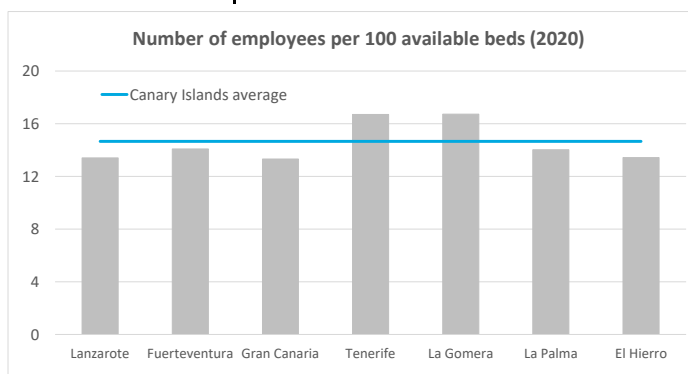
## Employment

	Lanzarote	Fuerteventura	Gran Canaria	Tenerife	La Gomera	La Palma	El Hierro	Canary Islands
<b>2016</b>	9,303	9,336	16,822	21,381	820	1,017	74	<b>58,754</b>
<b>2017</b>	9,777	9,670	17,289	22,314	872	1,178	80	<b>61,181</b>
<b>2018</b>	10,201	9,596	17,512	23,271	897	1,166	87	<b>62,731</b>
<b>2019</b>	10,282	9,511	18,137	23,550	892	1,178	100	<b>63,650</b>
<b>2020</b>	4,657	4,469	7,956	11,384	466	467	58	<b>29,457</b>
<hr/>								
	Lanzarote	Fuerteventura	Gran Canaria	Tenerife	La Gomera	La Palma	El Hierro	Canary Islands
<b>December 2019</b>	10,640	9,299	20,243	23,939	906	1,259	122	<b>66,408</b>
<b>December 2020</b>	4,094	4,109	6,662	10,624	519	352	60	<b>26,420</b>
<b>Year over year var.</b>	<b>-6,546</b>	<b>-5,190</b>	<b>-13,581</b>	<b>-13,315</b>	<b>-387</b>	<b>-907</b>	<b>-62</b>	<b>-39,988</b>
<b>Year over year var. (%)</b>	<b>-61.5%</b>	<b>-55.8%</b>	<b>-67.1%</b>	<b>-55.6%</b>	<b>-42.7%</b>	<b>-72.0%</b>	<b>-50.8%</b>	<b>-60.2%</b>



## Indicator of number of employees per 100 available beds

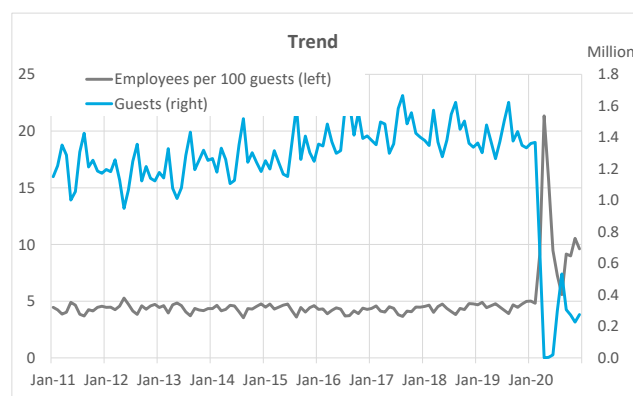
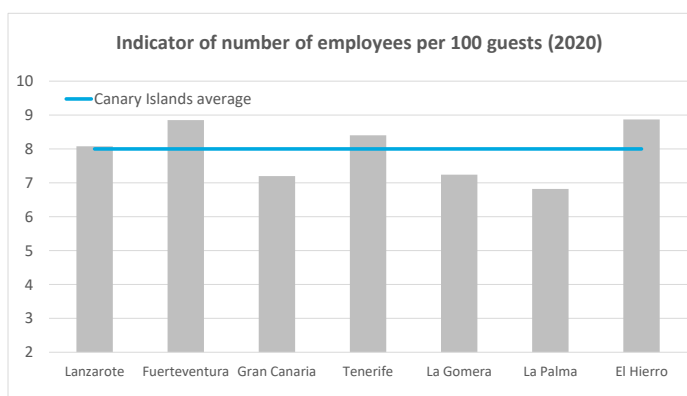
	Lanzarote	Fuerteventura	Gran Canaria	Tenerife	La Gomera	La Palma	El Hierro	Canary Islands
<b>2016</b>	12.9	14.9	12.9	15.6	16.0	13.0	9.1	<b>14.1</b>
<b>2017</b>	13.5	15.5	13.2	16.4	17.1	14.9	9.9	<b>14.7</b>
<b>2018</b>	14.2	15.7	13.5	17.0	17.7	15.1	11.2	<b>15.2</b>
<b>2019</b>	14.5	15.0	14.0	17.1	17.5	14.7	12.9	<b>15.3</b>
<b>2020</b>	13.4	14.1	13.3	16.7	16.7	14.0	13.4	<b>14.7</b>
<hr/>								
	Lanzarote	Fuerteventura	Gran Canaria	Tenerife	La Gomera	La Palma	El Hierro	Canary Islands
<b>December 2019</b>	14.9	15.0	15.2	17.3	17.7	15.7	15.4	<b>15.8</b>
<b>December 2020</b>	11.6	13.6	12.6	16.6	17.0	13.7	14.0	<b>14.0</b>
<b>Year over year var. (p.p.)</b>	<b>-3.3</b>	<b>-1.4</b>	<b>-2.6</b>	<b>-0.7</b>	<b>-0.7</b>	<b>-2.0</b>	<b>-1.5</b>	<b>-1.8</b>



# Employment in tourist accommodation December 2020

## Indicator of number of employees per 100 accommodation guests

	Lanzarote	Fuerteventura	Gran Canaria	Tenerife	La Gomera	La Palma	El Hierro	Canary Islands
<b>2016</b>	4.4	5.4	5.1	5.2	5.6	4.4	4.3	<b>5.0</b>
<b>2017</b>	4.4	5.5	5.1	5.3	5.8	4.6	4.2	<b>5.1</b>
<b>2018</b>	4.8	5.7	5.2	5.5	5.5	4.9	5.2	<b>5.3</b>
<b>2019</b>	4.9	6.2	5.4	5.6	5.7	5.4	5.1	<b>5.5</b>
<b>2020</b>	8.1	8.9	7.2	8.4	7.2	6.8	8.9	<b>8.0</b>
<hr/>								
	Lanzarote	Fuerteventura	Gran Canaria	Tenerife	La Gomera	La Palma	El Hierro	Canary Islands
<b>December 2019</b>	4.5	5.5	5.1	4.9	5.5	5.4	7.1	<b>5.0</b>
<b>December 2020</b>	11.9	10.8	7.3	10.5	8.9	8.9	12.6	<b>9.6</b>
<b>Year over year var. (p.p.)</b>	7.35	5.26	2.21	5.66	3.43	3.46	5.46	<b>4.63</b>



## Indicator of number of employees per €120,000 annual income in tourist accommodation

	Lanzarote	Fuerteventura	Gran Canaria	Tenerife	La Gomera	La Palma	El Hierro	Canary Islands
<b>2016</b>	1.9	1.8	1.7	1.8	3.0	3.6	4.3	<b>1.8</b>
<b>2017</b>	1.7	1.8	1.7	1.8	2.7	3.5	3.8	<b>1.8</b>
<b>2018</b>	1.8	1.8	1.8	1.9	2.9	3.6	4.0	<b>1.9</b>
<b>2019</b>	1.8	2.0	1.8	2.0	3.1	3.1	4.7	<b>1.9</b>
<b>2020</b>	2.8	2.8	2.3	2.8	3.5	3.4	4.0	<b>2.6</b>
<hr/>								
	Lanzarote	Fuerteventura	Gran Canaria	Tenerife	La Gomera	La Palma	El Hierro	Canary Islands
<b>December 2019</b>	1.7	1.9	1.6	1.8	2.5	3.2	6.4	<b>1.8</b>
<b>December 2020</b>	5.0	3.1	2.8	4.2	5.0	5.4	6.1	<b>3.7</b>
<b>Year over year var. (p.p.)</b>	3.28	1.21	1.22	2.43	2.48	2.25	<b>-0.36</b>	<b>1.91</b>

