


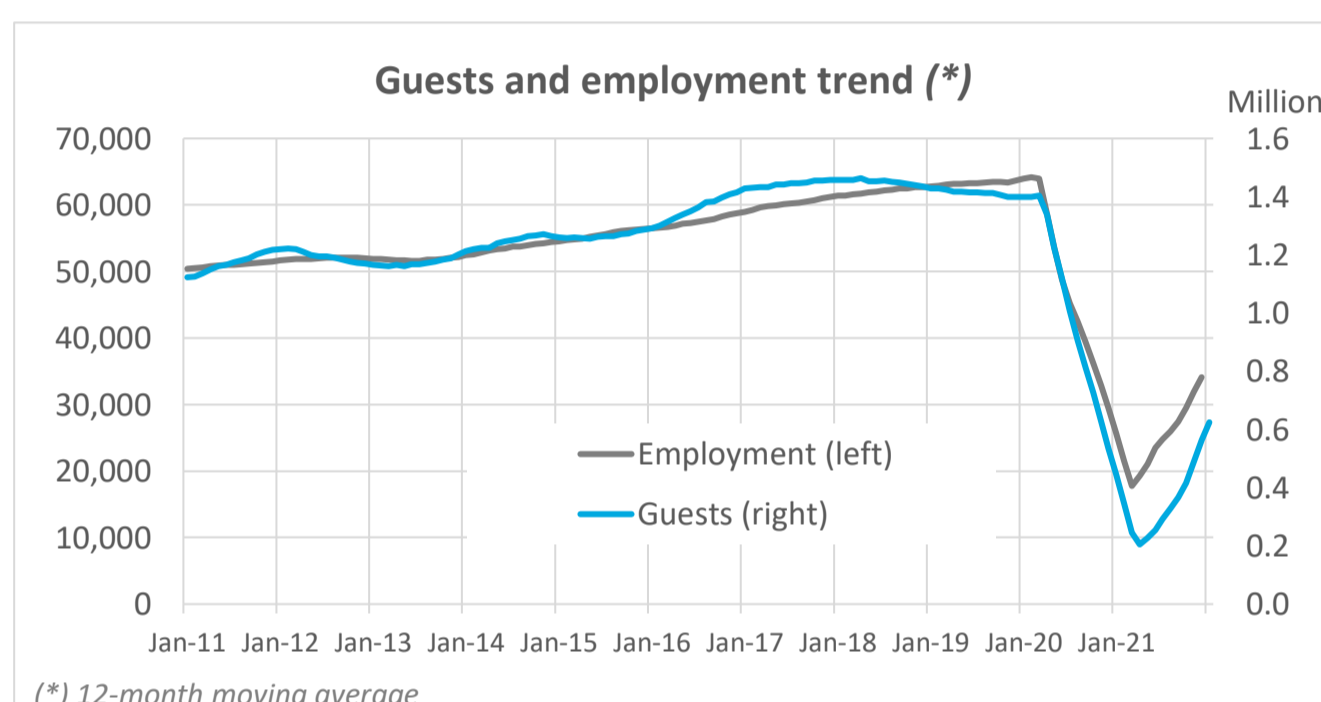
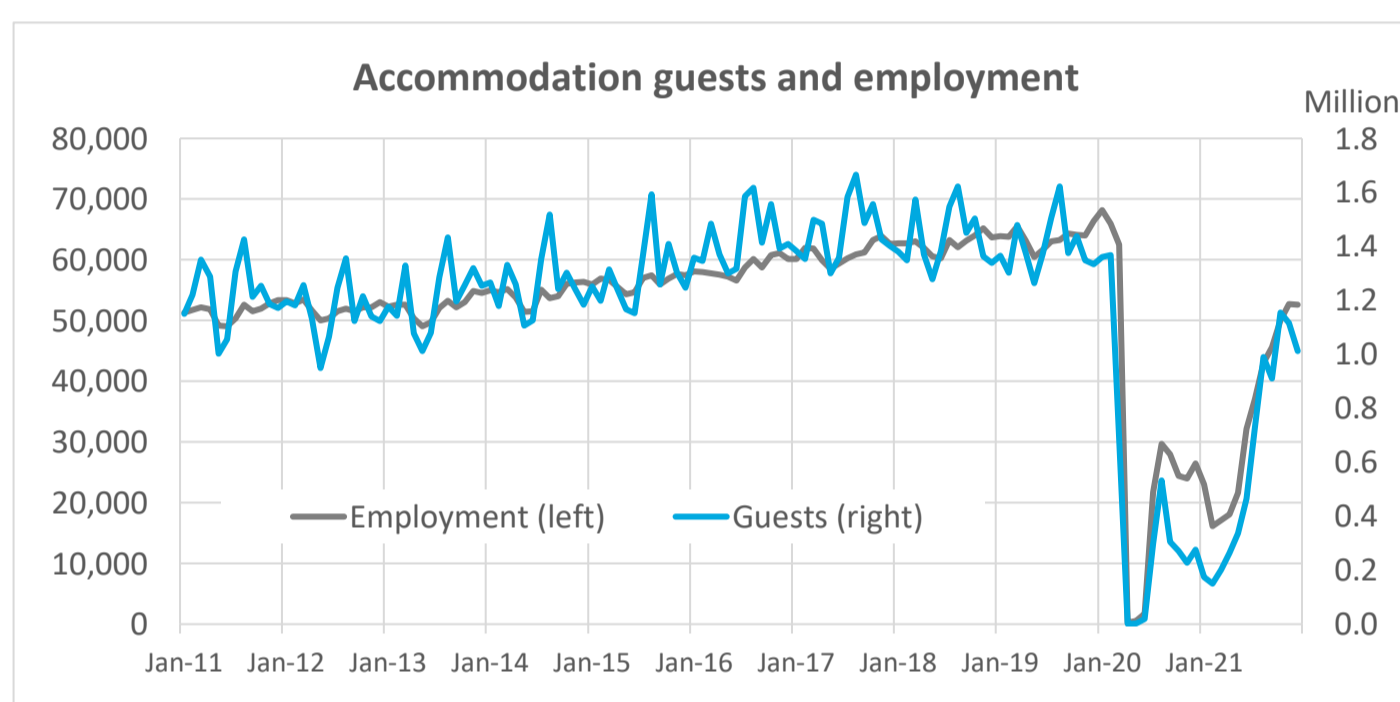
Employment in tourist accommodation December 2021



Employment

	Lanzarote	Fuerteventura	Gran Canaria	Tenerife	La Gomera	La Palma	El Hierro	Canary Islands
2017	9,777	9,670	17,289	22,314	872	1,178	80	61,181
2018	10,201	9,596	17,512	23,271	897	1,166	87	62,731
2019	10,282	9,511	18,137	23,550	892	1,178	100	63,650
2020	4,657	4,469	7,956	11,384	466	467	58	29,457
2021	5,333	5,632	9,255	12,760	539	511	71	34,101

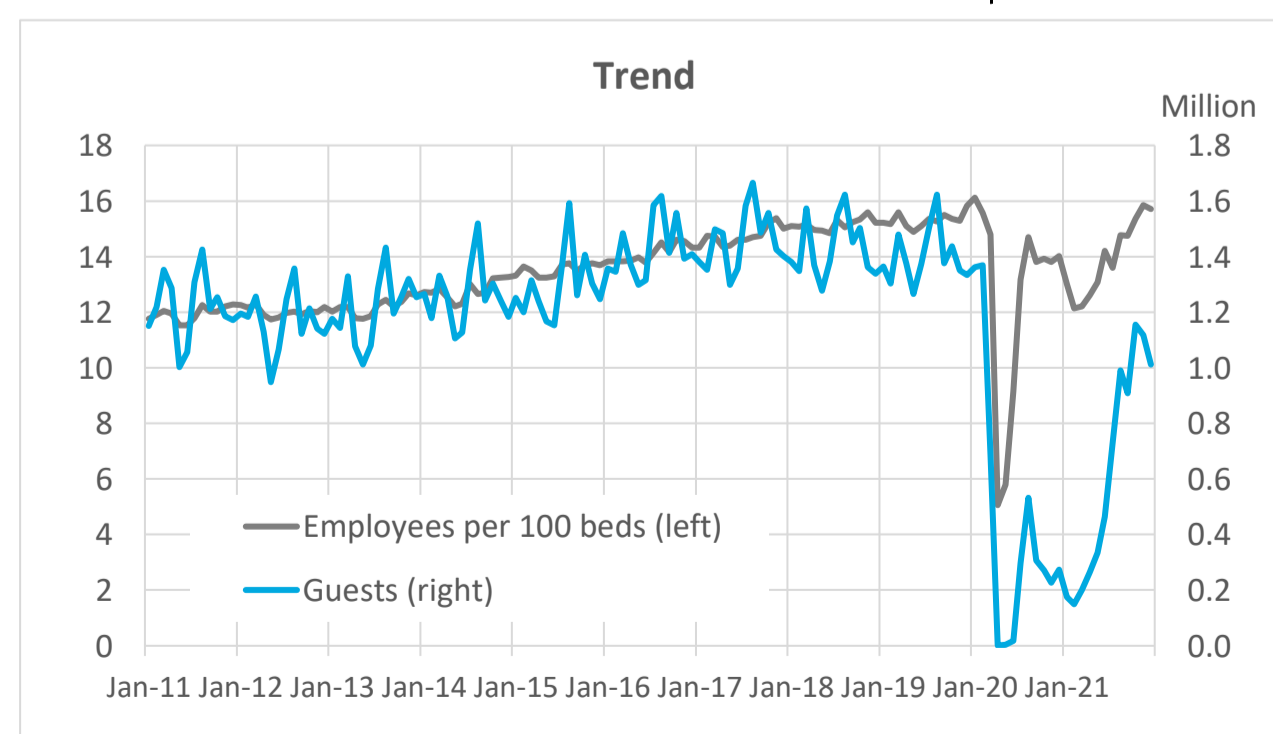
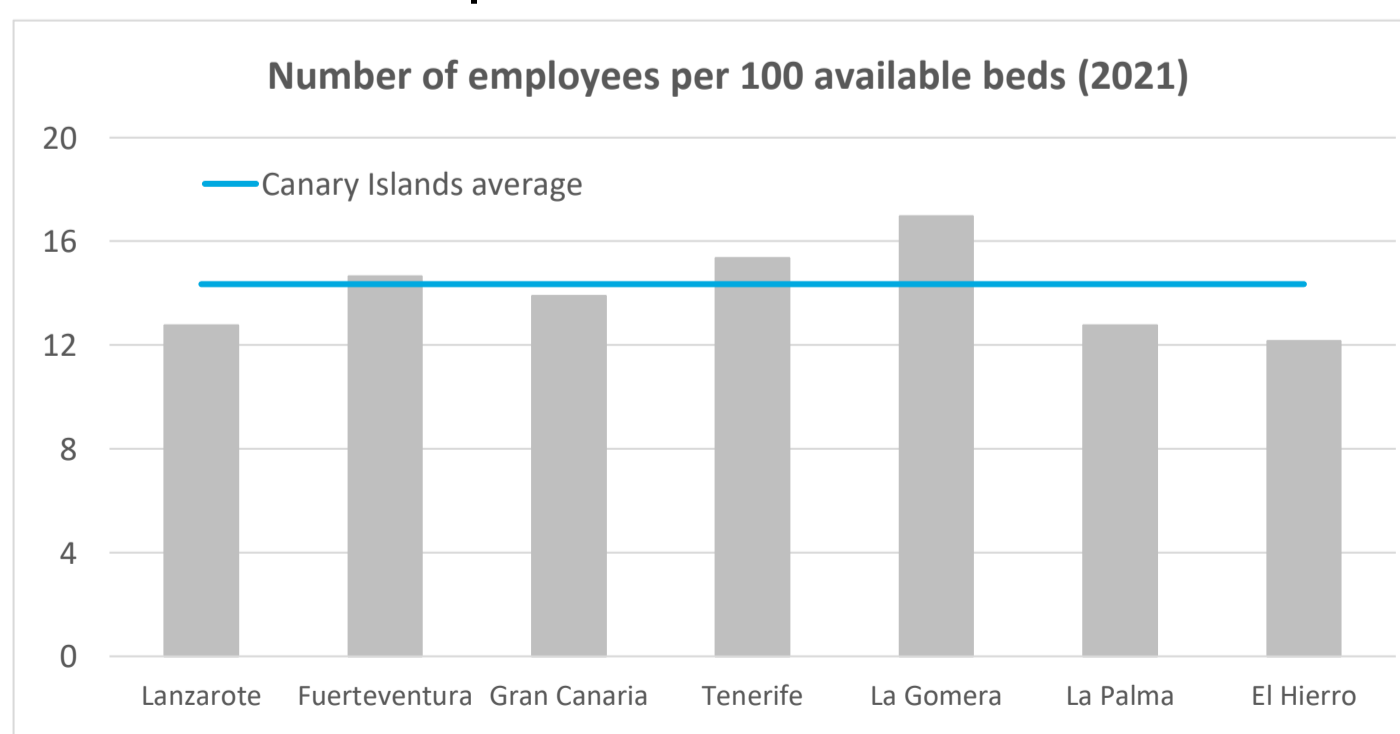
	Lanzarote	Fuerteventura	Gran Canaria	Tenerife	La Gomera	La Palma	El Hierro	Canary Islands
December 2019	10,640	9,299	20,243	23,939	906	1,259	122	66,408
December 2021	8,495	9,175	13,975	19,741	567	578	96	52,627
Change	-2,145	-124	-6,268	-4,198	-339	-681	-26	-13,781
Change (%)	-20.2%	-1.3%	-31.0%	-17.5%	-37.4%	-54.1%	-21.3%	-20.8%



Indicator of number of employees per 100 available beds

	Lanzarote	Fuerteventura	Gran Canaria	Tenerife	La Gomera	La Palma	El Hierro	Canary Islands
2017	13.5	15.5	13.2	16.4	17.1	14.9	9.9	14.7
2018	14.2	15.7	13.5	17.0	17.7	15.1	11.2	15.2
2019	14.5	15.0	14.0	17.1	17.5	14.7	12.9	15.3
2020	13.4	14.1	13.3	16.7	16.7	14.0	13.4	14.7
2021	12.8	14.7	13.9	15.4	17.0	12.8	12.2	14.4

	Lanzarote	Fuerteventura	Gran Canaria	Tenerife	La Gomera	La Palma	El Hierro	Canary Islands
December 2019	14.9	15.0	15.2	17.3	17.7	15.7	15.4	15.8
December 2021	14.4	16.5	15.0	16.7	17.6	11.7	13.5	15.7
Change	-0.5	1.5	-0.2	-0.6	-0.1	-4.0	-1.9	-0.1

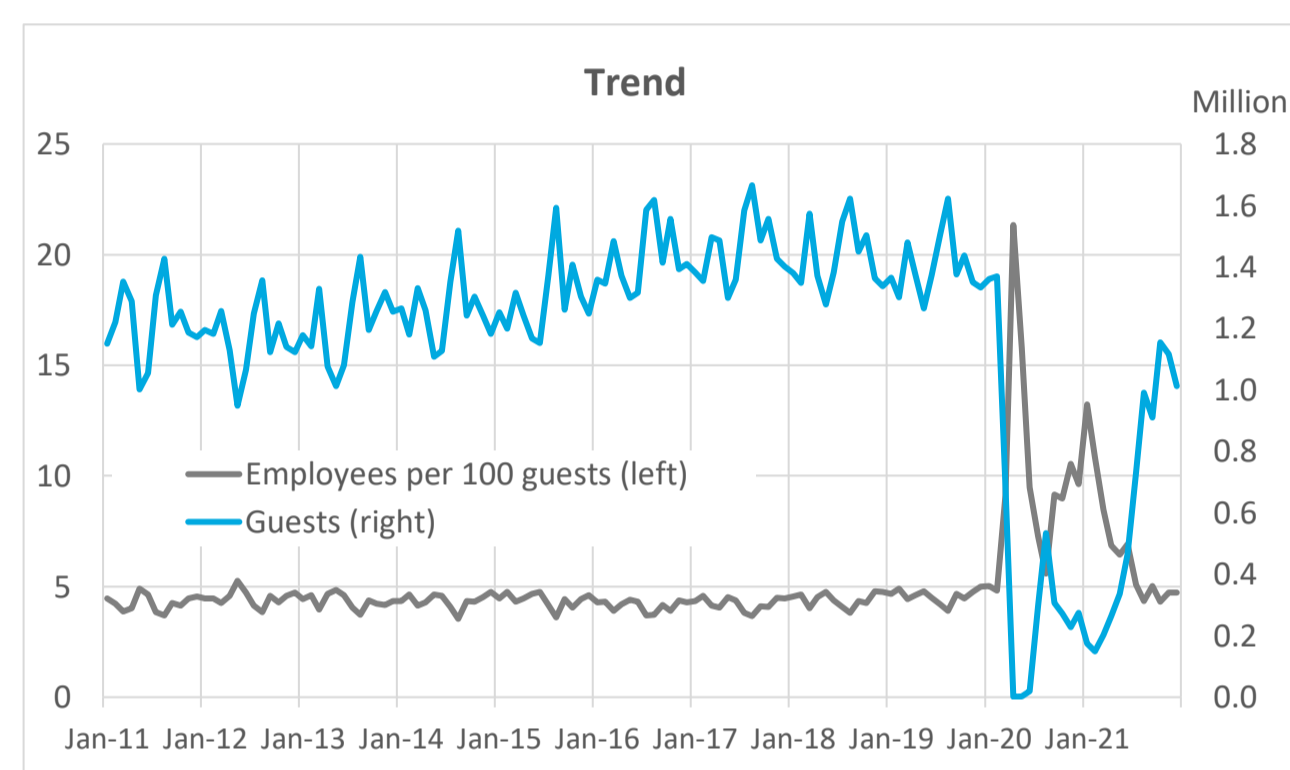
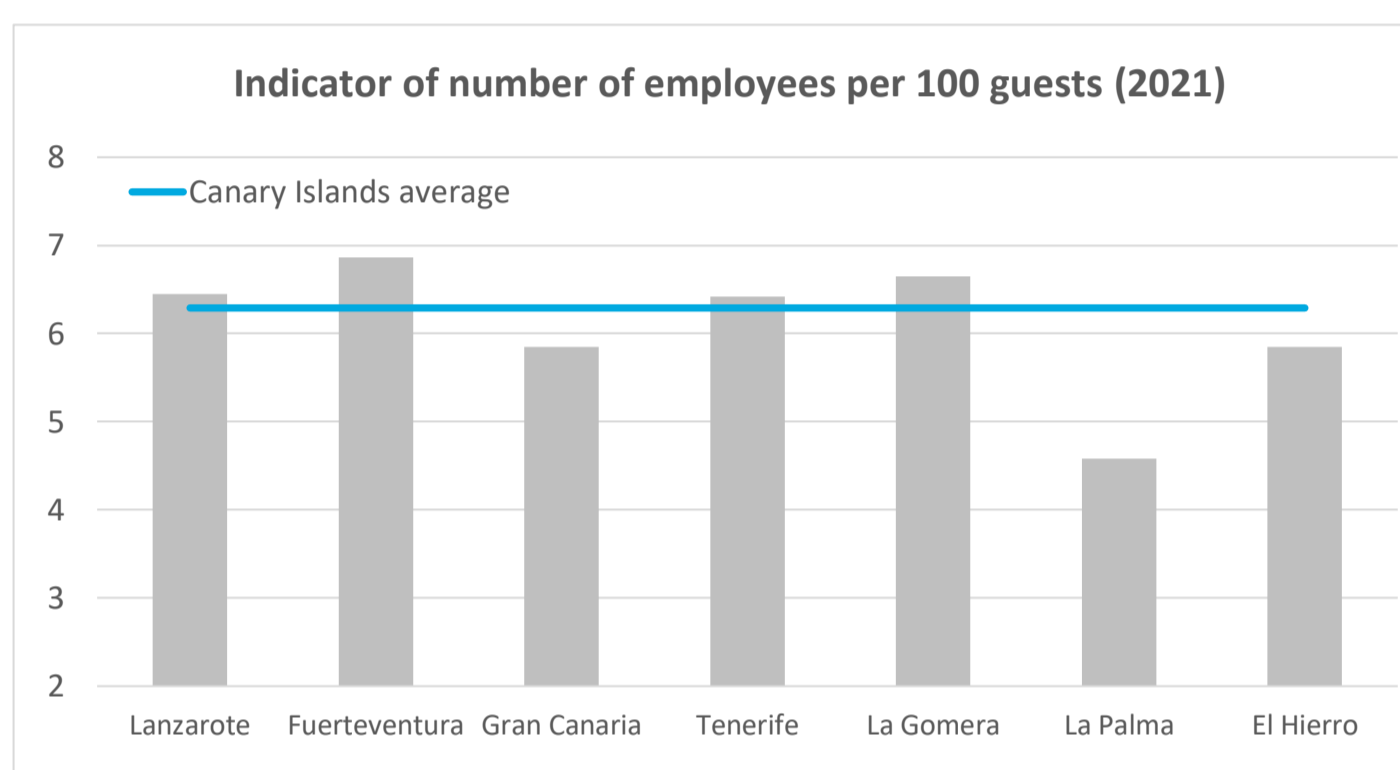


Employment in tourist accommodation December 2021

Indicator of number of employees per 100 accommodation guests

	Lanzarote	Fuerteventura	Gran Canaria	Tenerife	La Gomera	La Palma	El Hierro	Canary Islands
2017	4.4	5.5	5.1	5.3	5.8	4.6	4.2	5.1
2018	4.8	5.7	5.2	5.5	5.5	4.9	5.2	5.3
2019	4.9	6.2	5.4	5.6	5.7	5.4	5.1	5.5
2020	8.1	8.9	7.2	8.4	7.2	6.8	8.9	8.0
2021	6.5	6.9	5.9	6.4	6.7	4.6	5.9	6.3

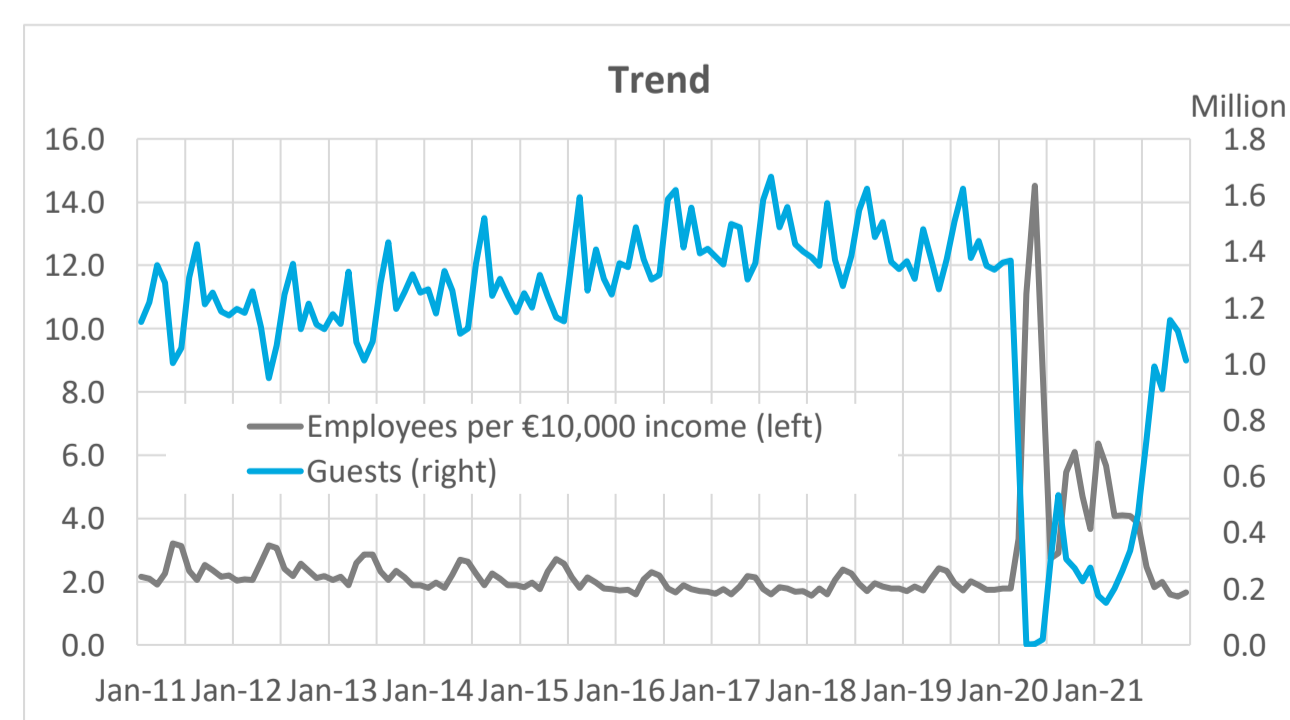
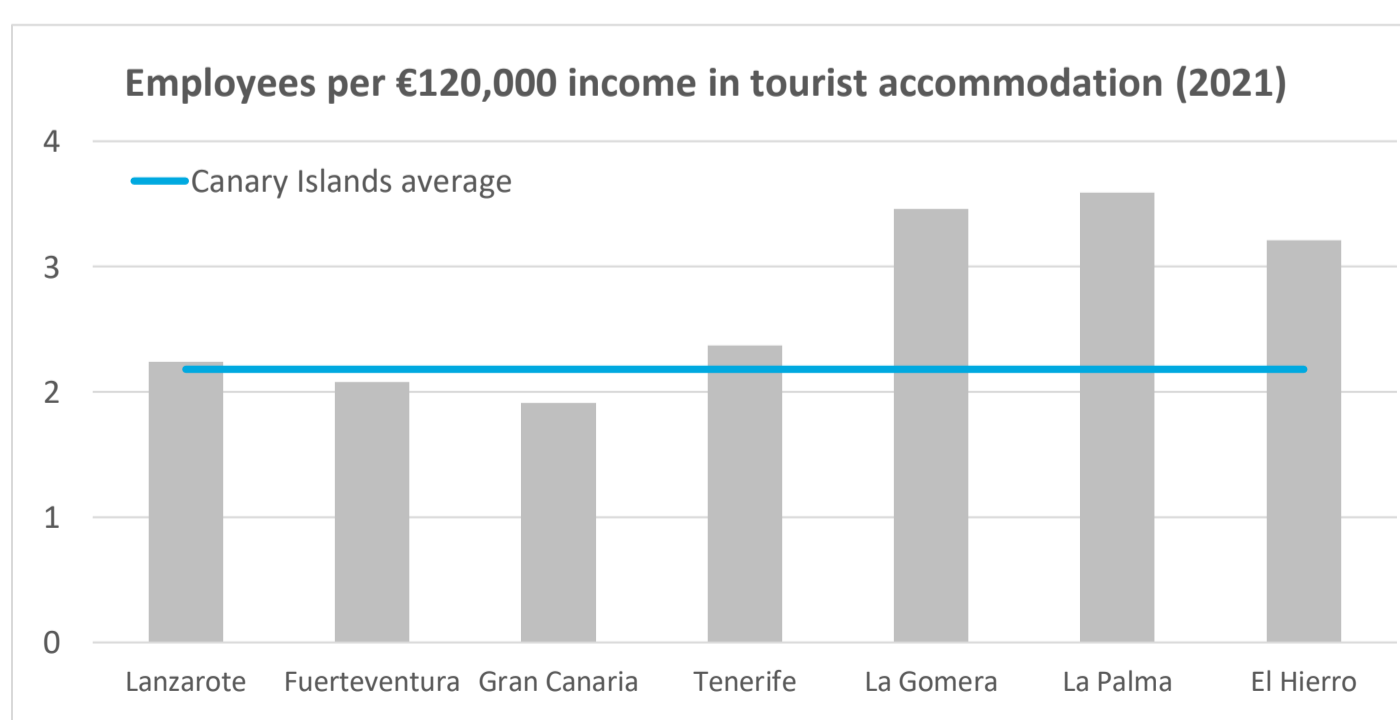
	Lanzarote	Fuerteventura	Gran Canaria	Tenerife	La Gomera	La Palma	El Hierro	Canary Islands
December 2019	4.5	5.5	5.1	4.9	5.5	5.4	7.1	5.0
December 2021	4.2	5.4	4.7	4.8	5.0	2.9	4.9	4.7
Change	-0.27	-0.12	-0.41	-0.12	-0.52	-2.53	-2.26	-0.27



Indicator of number of employees per €120,000 annual income in tourist accommodation

	Lanzarote	Fuerteventura	Gran Canaria	Tenerife	La Gomera	La Palma	El Hierro	Canary Islands
2017	1.7	1.8	1.7	1.8	2.7	3.5	3.8	1.8
2018	1.8	1.8	1.8	1.9	2.9	3.6	4.0	1.9
2019	1.8	2.0	1.8	2.0	3.1	3.1	4.7	1.9
2020	2.8	2.8	2.3	2.8	3.5	3.4	4.0	2.6
2021	2.2	2.1	1.9	2.4	3.5	3.6	3.2	2.2

	Lanzarote	Fuerteventura	Gran Canaria	Tenerife	La Gomera	La Palma	El Hierro	Canary Islands
December 2019	1.7	1.9	1.6	1.8	2.5	3.2	6.4	1.8
December 2021	1.8	2.0	1.4	1.8	2.0	3.6	3.8	1.7
Change	0.05	0.11	-0.26	-0.01	-0.53	0.38	-2.67	-0.08



Source: Encuestas de Alojamiento Turístico. ISTAC. Note: only employees in open establishments are taken into account (including workers in ERTE)