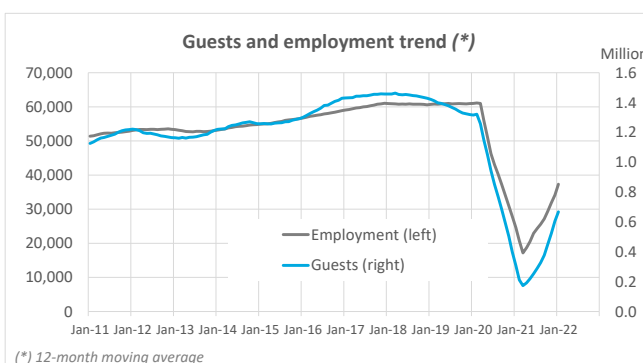
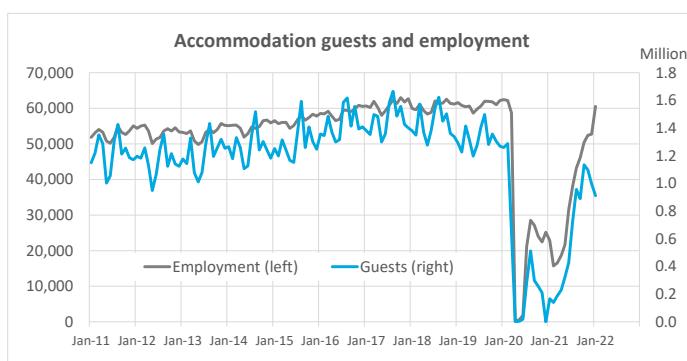


# Employment in tourist accommodation January 2022



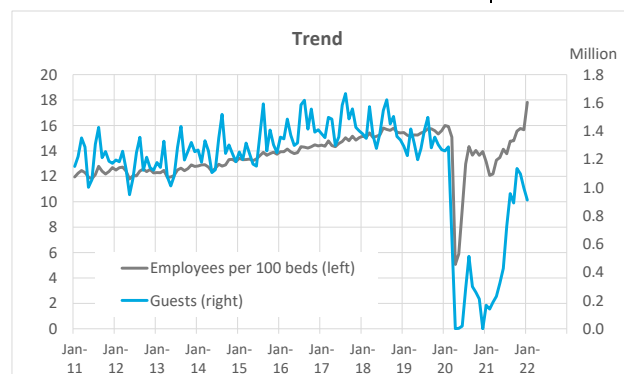
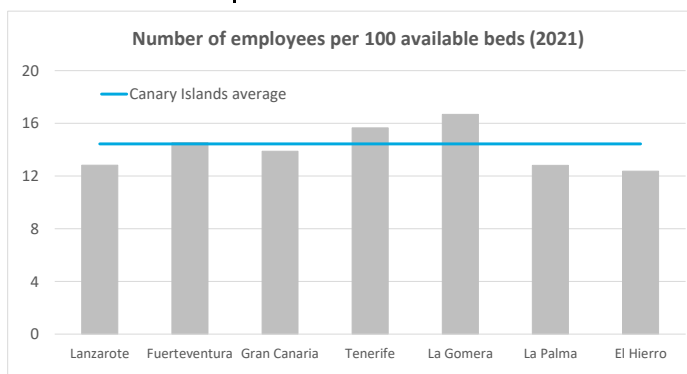
## Employment

	Lanzarote	Fuerteventura	Gran Canaria	Tenerife	La Gomera	La Palma	El Hierro	Canary Islands
<b>2017</b>	9,872	9,630	17,192	22,230	867	1,169	76	<b>61,034</b>
<b>2018</b>	9,892	9,146	16,918	22,583	886	1,098	77	<b>60,600</b>
<b>2019</b>	9,778	9,219	17,006	22,870	881	1,114	80	<b>60,949</b>
<b>2020</b>	4,444	4,213	7,223	11,038	459	447	51	<b>27,875</b>
<b>2021</b>	5,276	5,593	9,265	12,914	529	510	72	<b>34,160</b>
<b>January 2019</b>	9,699	9,443	17,484	22,915	903	1,089	75	<b>61,608</b>
<b>January 2022</b>	17,268	8,328	14,150	19,568	603	531	92	<b>60,540</b>
<b>Change</b>	7,569	-1,115	-3,334	-3,347	-300	-558	17	<b>-1,068</b>
<b>Change (%)</b>	78.0%	-11.8%	-19.1%	-14.6%	-33.2%	-51.2%	22.7%	<b>-1.7%</b>



## Indicator of number of employees per 100 available beds

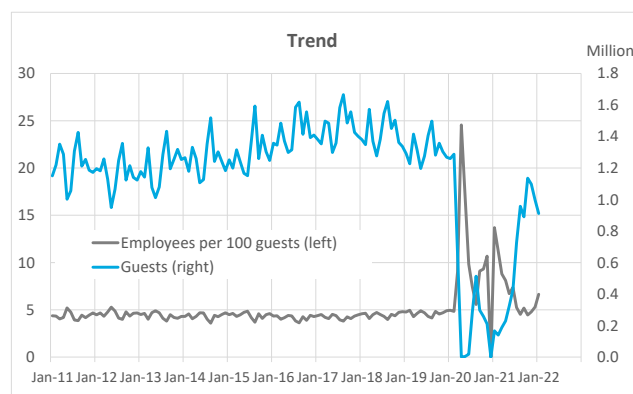
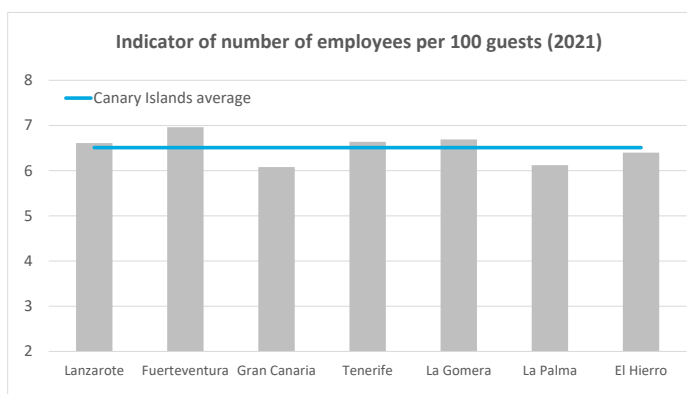
	Lanzarote	Fuerteventura	Gran Canaria	Tenerife	La Gomera	La Palma	El Hierro	Canary Islands
<b>2017</b>	13.6	15.5	13.2	16.4	17.1	14.8	9.4	<b>14.7</b>
<b>2018</b>	14.7	15.7	13.7	17.2	17.6	15.2	10.3	<b>15.4</b>
<b>2019</b>	14.7	15.3	13.8	17.3	17.5	14.8	10.7	<b>15.4</b>
<b>2020</b>	13.5	14.2	13.2	16.6	16.7	14.3	12.9	<b>14.7</b>
<b>2021</b>	12.8	14.5	13.9	15.7	16.7	12.8	12.4	<b>14.4</b>
<b>January 2019</b>	14.7	15.6	13.9	17.2	18.0	14.4	10.3	<b>15.4</b>
<b>January 2022</b>	28.6	15.1	14.9	16.2	18.7	11.1	13.4	<b>17.8</b>
<b>Change</b>	13.9	-0.5	1.0	-1.0	0.7	-3.3	3.1	<b>2.4</b>



# Employment in tourist accommodation January 2022

## Indicator of number of employees per 100 accommodation guests

	Lanzarote	Fuerteventura	Gran Canaria	Tenerife	La Gomera	La Palma	El Hierro	Canary Islands
2017	4.4	5.5	5.1	5.3	5.8	4.6	4.2	5.1
2018	4.8	5.7	5.2	5.5	5.5	4.9	5.2	5.3
2019	5.0	6.3	5.4	5.7	6.1	5.9	4.5	5.6
2020	8.3	9.1	7.0	8.5	7.6	7.2	9.3	8.1
2021	6.6	7.0	6.1	6.6	6.7	6.1	6.4	6.5
January 2019	4.2	5.8	4.5	4.9	5.5	5.0	5.7	4.8
January 2022	11.3	6.7	5.3	5.6	5.5	7.5	6.5	6.6
Change	7.04	0.90	0.88	0.70	0.01	2.50	0.83	1.87



## Indicator of number of employees per €120,000 annual income in tourist accommodation

	Lanzarote	Fuerteventura	Gran Canaria	Tenerife	La Gomera	La Palma	El Hierro	Canary Islands
2017	1.7	1.8	1.6	1.8	2.7	3.5	3.3	1.8
2018	1.8	1.8	1.7	1.9	2.9	3.5	3.3	1.8
2019	1.8	2.0	1.7	1.9	3.0	3.1	3.5	1.9
2020	2.8	2.8	2.2	2.8	3.7	3.6	3.9	2.6
2021	2.2	2.1	1.9	2.4	3.4	3.6	3.2	2.2
January 2019	2.0	2.1	1.4	1.6	2.3	2.8	4.4	1.7
January 2022	4.5	2.7	1.6	1.9	1.9	5.1	3.4	2.3
Change	2.50	0.61	0.15	0.29	-0.40	2.32	-0.97	0.60

