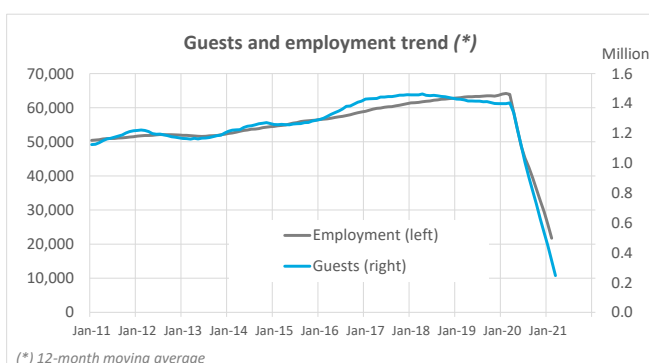
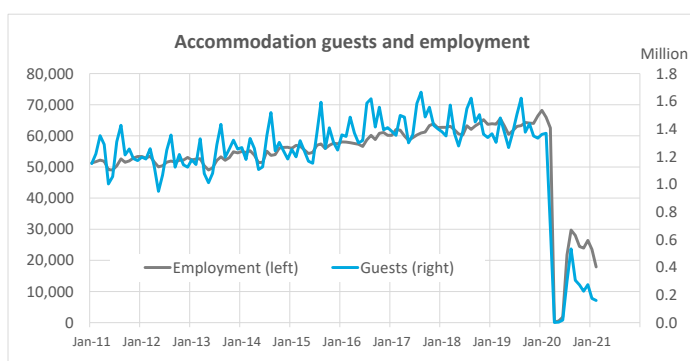


Employment in tourist accommodation February 2020



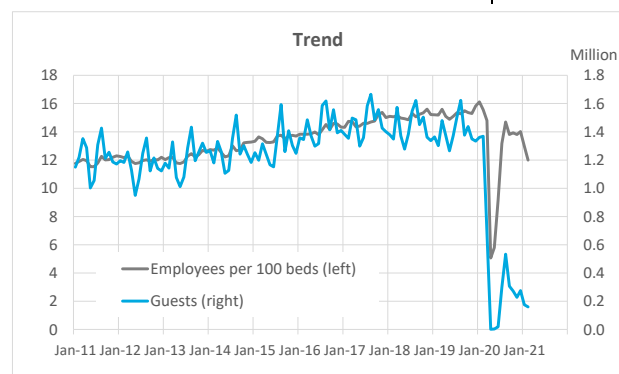
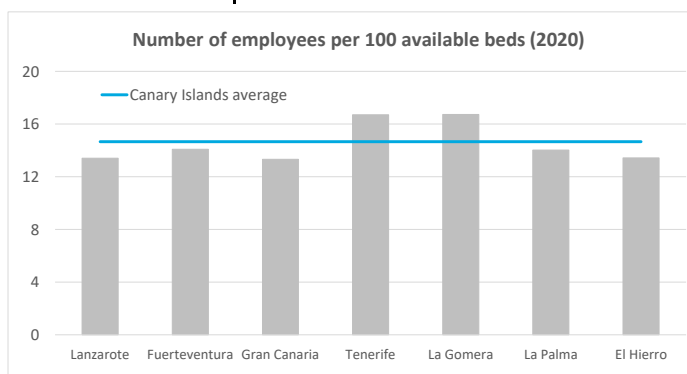
Employment

	Lanzarote	Fuerteventura	Gran Canaria	Tenerife	La Gomera	La Palma	El Hierro	Canary Islands
2016	9,303	9,336	16,822	21,381	820	1,017	74	58,754
2017	9,777	9,670	17,289	22,314	872	1,178	80	61,181
2018	10,201	9,596	17,512	23,271	897	1,166	87	62,731
2019	10,282	9,511	18,137	23,550	892	1,178	100	63,650
2020	4,657	4,469	7,956	11,384	466	467	58	29,457
February 2020								
	10,347	9,139	18,788	25,432	864	1,256	104	65,930
February 2021								
	2,602	2,055	5,391	6,854	521	403	62	17,888
Year over year var.	-7,745	-7,084	-13,397	-18,578	-343	-853	-42	-48,042
Year over year var. (%)	-74.9%	-77.5%	-71.3%	-73.0%	-39.7%	-67.9%	-40.4%	-72.9%



Indicator of number of employees per 100 available beds

	Lanzarote	Fuerteventura	Gran Canaria	Tenerife	La Gomera	La Palma	El Hierro	Canary Islands
2016	12.9	14.9	12.9	15.6	16.0	13.0	9.1	14.1
2017	13.5	15.5	13.2	16.4	17.1	14.9	9.9	14.7
2018	14.2	15.7	13.5	17.0	17.7	15.1	11.2	15.2
2019	14.5	15.0	14.0	17.1	17.5	14.7	12.9	15.3
2020	13.4	14.1	13.3	16.7	16.7	14.0	13.4	14.7
February 2020								
	14.5	14.6	14.0	17.9	16.9	15.7	13.1	15.6
February 2021								
	12.0	12.0	11.0	13.0	17.0	14.0	12.0	12.0
Year over year var. (p.p.)	-2.5	-2.6	-3.0	-4.9	0.1	-1.7	-1.1	-3.6

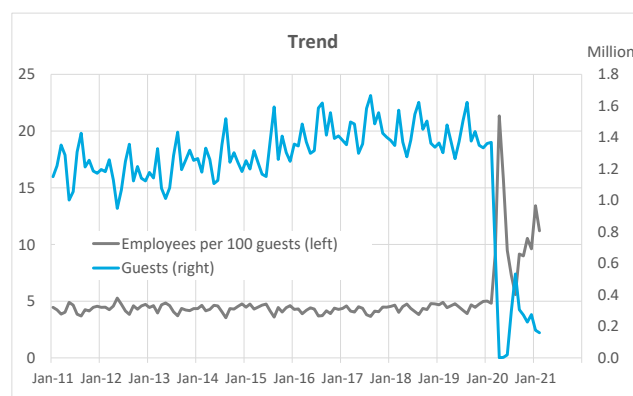
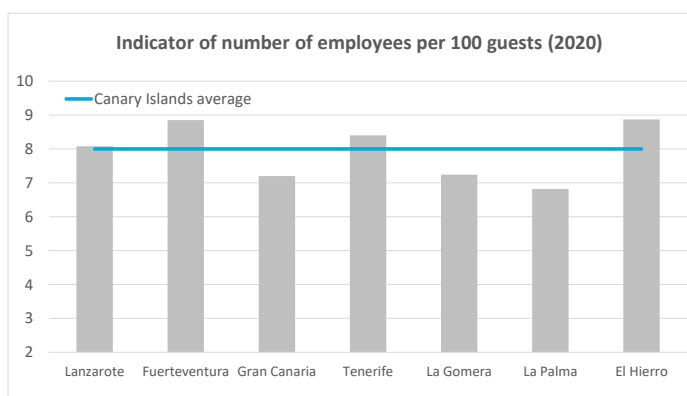


Employment in tourist accommodation February 2021



Indicator of number of employees per 100 accommodation guests

	Lanzarote	Fuerteventura	Gran Canaria	Tenerife	La Gomera	La Palma	El Hierro	Canary Islands
2016	4.4	5.4	5.1	5.2	5.6	4.4	4.3	5.0
2017	4.4	5.5	5.1	5.3	5.8	4.6	4.2	5.1
2018	4.8	5.7	5.2	5.5	5.5	4.9	5.2	5.3
2019	4.9	6.2	5.4	5.6	5.7	5.4	5.1	5.5
2020	8.1	8.9	7.2	8.4	7.2	6.8	8.9	8.0
February 2020	4.5	5.0	4.7	5.0	5.5	4.6	8.2	4.8
February 2021	23.9	12.6	10.6	9.4	11.3	12.7	7.2	11.2
Year over year var. (p.p.)	19.33	7.61	5.96	4.37	5.84	8.06	-0.93	6.38



Indicator of number of employees per €120,000 annual income in tourist accommodation

	Lanzarote	Fuerteventura	Gran Canaria	Tenerife	La Gomera	La Palma	El Hierro	Canary Islands
2016	1.9	1.8	1.7	1.8	3.0	3.6	4.3	1.8
2017	1.7	1.8	1.7	1.8	2.7	3.5	3.8	1.8
2018	1.8	1.8	1.8	1.9	2.9	3.6	4.0	1.9
2019	1.8	2.0	1.8	2.0	3.1	3.1	4.7	1.9
2020	2.8	2.8	2.3	2.8	3.5	3.4	4.0	2.6
February 2020	1.8	2.0	1.6	1.8	2.3	2.9	4.5	1.8
February 2021	11.0	4.0	5.0	5.0	8.0	11.0	8.0	6.0
Year over year var. (p.p.)	9.21	1.97	3.42	3.19	5.72	8.11	3.47	4.22

