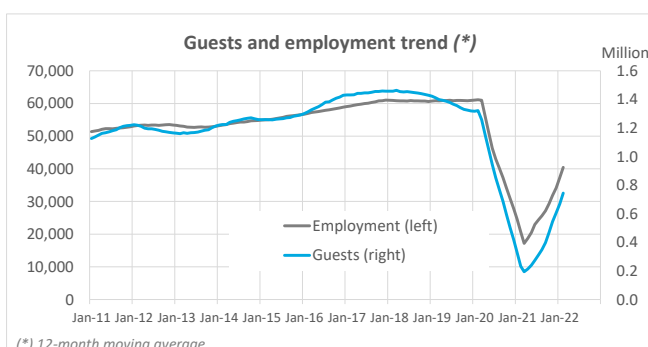
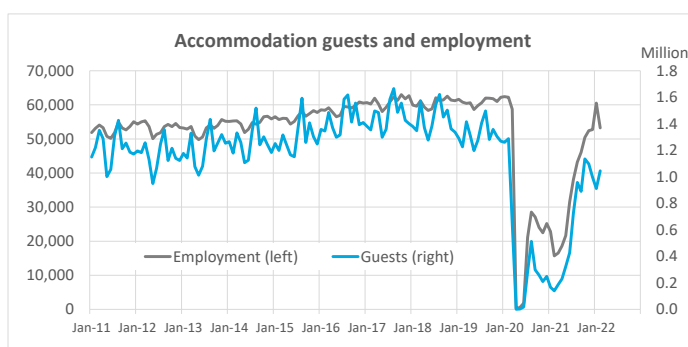


Employment in tourist accommodation February 2022



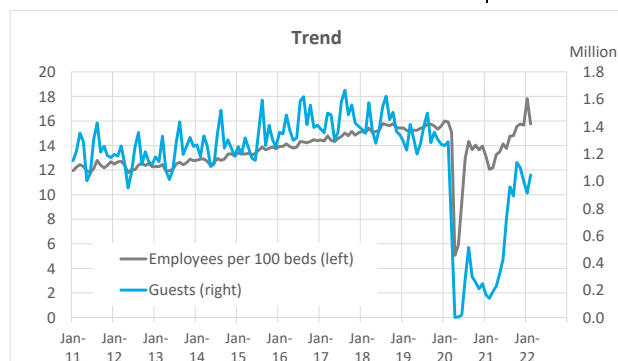
Employment

	Lanzarote	Fuerteventura	Gran Canaria	Tenerife	La Gomera	La Palma	El Hierro	Canary Islands
2017	9,872	9,630	17,192	22,230	867	1,169	76	61,034
2018	9,892	9,146	16,918	22,583	886	1,098	77	60,600
2019	9,778	9,219	17,006	22,870	881	1,114	80	60,949
2020	4,444	4,213	7,223	11,038	459	447	51	27,875
2021	5,276	5,593	9,265	12,914	529	510	72	34,160
February 2019	9,566	9,101	17,394	22,640	920	1,091	73	60,785
February 2022	8,585	8,665	14,307	20,453	603	561	92	53,266
Change	-981	-436	-3,087	-2,187	-317	-530	19	-7,519
Change (%)	-10.3%	-4.8%	-17.7%	-9.7%	-34.5%	-48.6%	26.0%	-12.4%



Indicator of number of employees per 100 available beds

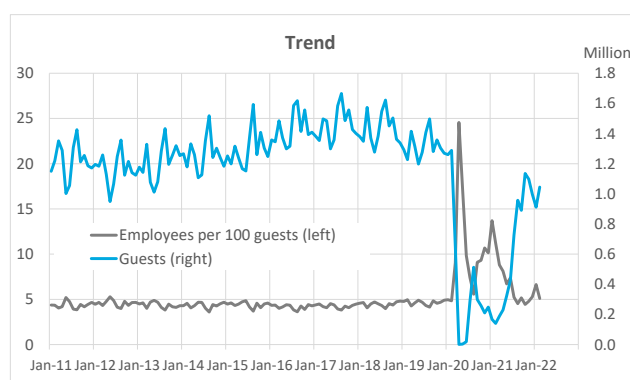
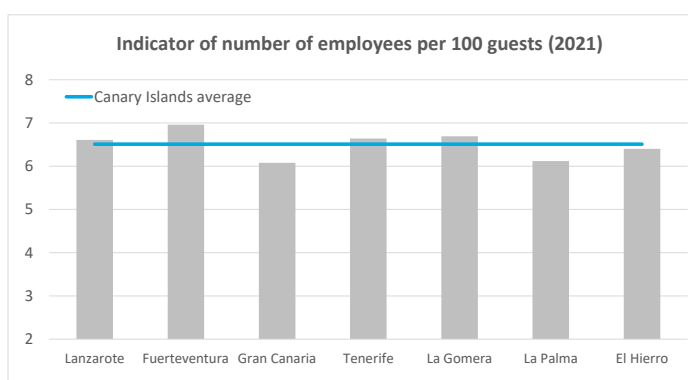
	Lanzarote	Fuerteventura	Gran Canaria	Tenerife	La Gomera	La Palma	El Hierro	Canary Islands
2017	13.6	15.5	13.2	16.4	17.1	14.8	9.4	14.7
2018	14.7	15.7	13.7	17.2	17.6	15.2	10.3	15.4
2019	14.7	15.3	13.8	17.3	17.5	14.8	10.7	15.4
2020	13.5	14.2	13.2	16.6	16.7	14.3	12.9	14.7
2021	12.8	14.5	13.9	15.7	16.7	12.8	12.4	14.4
February 2019	14.6	15.0	13.8	17.0	18.2	14.4	10.0	15.2
February 2022	14.3	15.8	15.1	17.1	18.5	11.5	13.4	15.8
Change	-0.3	0.8	1.3	0.1	0.4	-2.9	3.4	0.5



Employment in tourist accommodation February 2022

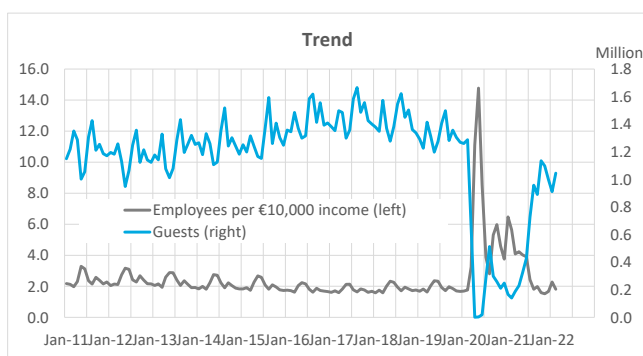
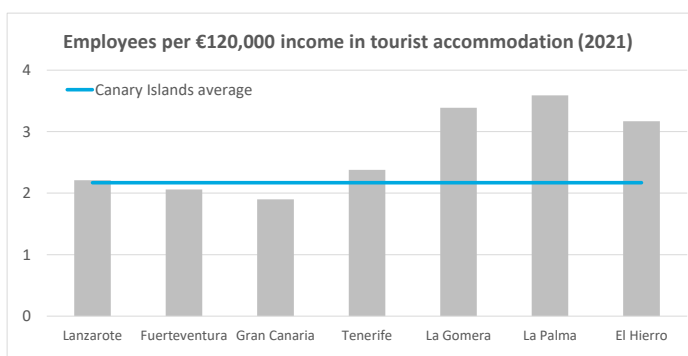
Indicator of number of employees per 100 accommodation guests

	Lanzarote	Fuerteventura	Gran Canaria	Tenerife	La Gomera	La Palma	El Hierro	Canary Islands
2017	4.4	5.5	5.1	5.3	5.8	4.6	4.2	5.1
2018	4.8	5.7	5.2	5.5	5.5	4.9	5.2	5.3
2019	5.0	6.3	5.4	5.7	6.1	5.9	4.5	5.6
2020	8.3	9.1	7.0	8.5	7.6	7.2	9.3	8.1
2021	6.6	7.0	6.1	6.6	6.7	6.1	6.4	6.5
February 2019	4.3	5.8	4.7	5.1	5.7	5.2	6.9	5.0
February 2022	4.5	5.8	5.1	5.1	5.3	7.4	7.1	5.1
Change	0.15	-0.01	0.36	-0.03	-0.39	2.22	0.21	0.14



Indicator of number of employees per €120,000 annual income in tourist accommodation

	Lanzarote	Fuerteventura	Gran Canaria	Tenerife	La Gomera	La Palma	El Hierro	Canary Islands
2017	1.7	1.8	1.6	1.8	2.7	3.5	3.3	1.8
2018	1.8	1.8	1.7	1.9	2.9	3.5	3.3	1.8
2019	1.8	2.0	1.7	1.9	3.0	3.1	3.5	1.9
2020	2.8	2.8	2.2	2.8	3.7	3.6	3.9	2.6
2021	2.2	2.1	1.9	2.4	3.4	3.6	3.2	2.2
February 2019	2.0	2.4	1.5	1.8	2.5	2.9	4.3	1.8
February 2022	1.8	2.5	1.6	1.8	2.0	4.4	4.0	1.8
Change	-0.25	0.09	0.02	0.01	-0.55	1.49	-0.30	-0.01



Source: Encuestas de Alojamiento Turístico. ISTAC. Note: only employees in open establishments are taken into account (including workers in ERTE)