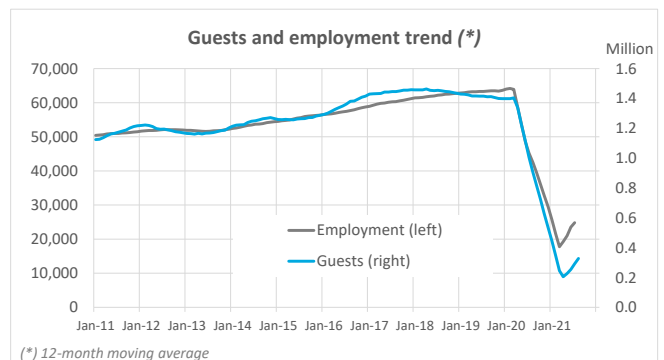
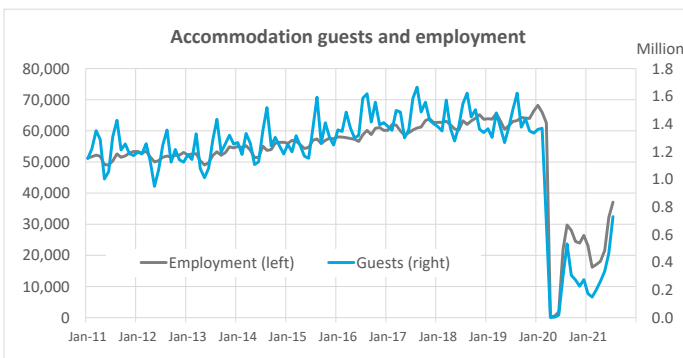


# Employment in tourist accommodation July 2021



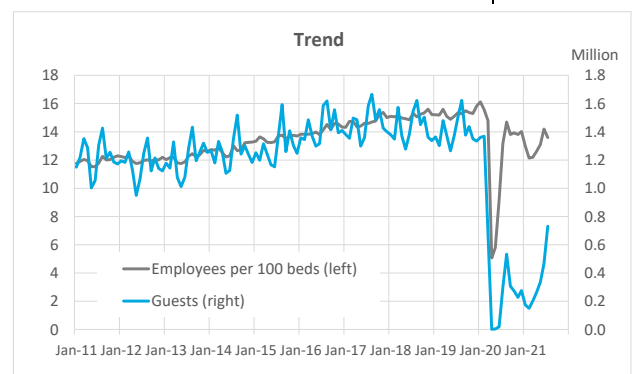
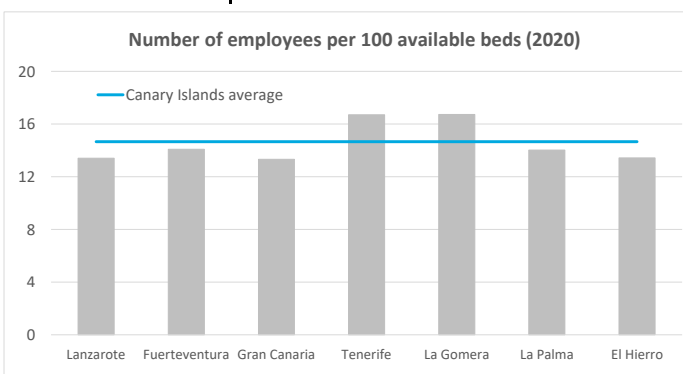
## Employment

	Lanzarote	Fuerteventura	Gran Canaria	Tenerife	La Gomera	La Palma	El Hierro	Canary Islands
<b>2016</b>	9,303	9,336	16,822	21,381	820	1,017	74	<b>58,754</b>
<b>2017</b>	9,777	9,670	17,289	22,314	872	1,178	80	<b>61,181</b>
<b>2018</b>	10,201	9,596	17,512	23,271	897	1,166	87	<b>62,731</b>
<b>2019</b>	10,282	9,511	18,137	23,550	892	1,178	100	<b>63,650</b>
<b>2020</b>	4,657	4,469	7,956	11,384	466	467	58	<b>29,457</b>
<b>July 2019</b>	10,092	9,253	16,989	23,237	842	1,108	103	<b>61,624</b>
<b>July 2021</b>	4,284	5,580	8,406	12,811	513	549	63	<b>32,206</b>
<b>Change</b>	<b>-5,808</b>	<b>-3,673</b>	<b>-8,583</b>	<b>-10,426</b>	<b>-329</b>	<b>-559</b>	<b>-40</b>	<b>-29,418</b>
<b>Change (%)</b>	<b>-57.6%</b>	<b>-39.7%</b>	<b>-50.5%</b>	<b>-44.9%</b>	<b>-39.1%</b>	<b>-50.5%</b>	<b>-38.8%</b>	<b>-47.7%</b>



## Indicator of number of employees per 100 available beds

	Lanzarote	Fuerteventura	Gran Canaria	Tenerife	La Gomera	La Palma	El Hierro	Canary Islands
<b>2016</b>	12.9	14.9	12.9	15.6	16.0	13.0	9.1	<b>14.1</b>
<b>2017</b>	13.5	15.5	13.2	16.4	17.1	14.9	9.9	<b>14.7</b>
<b>2018</b>	14.2	15.7	13.5	17.0	17.7	15.1	11.2	<b>15.2</b>
<b>2019</b>	14.5	15.0	14.0	17.1	17.5	14.7	12.9	<b>15.3</b>
<b>2020</b>	13.4	14.1	13.3	16.7	16.7	14.0	13.4	<b>14.7</b>
<b>July 2019</b>	14.2	14.9	13.6	17.1	16.5	13.9	13.2	<b>15.1</b>
<b>July 2021</b>	10.4	14.1	13.7	16.8	16.5	12.5	11.4	<b>14.2</b>
<b>Change</b>	<b>-3.8</b>	<b>-0.8</b>	<b>0.1</b>	<b>-0.4</b>	<b>-0.0</b>	<b>-1.4</b>	<b>-1.8</b>	<b>-0.9</b>

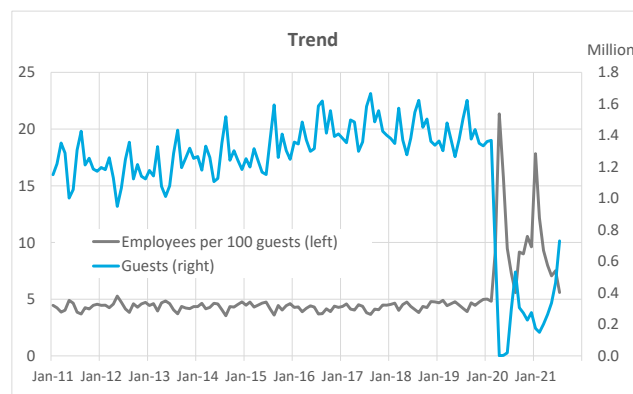
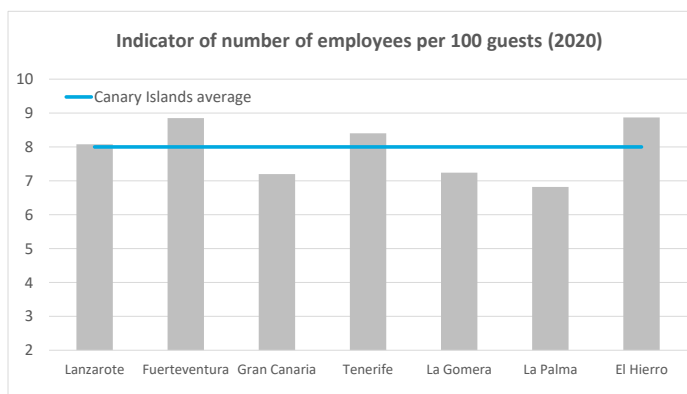


# Employment in tourist accommodation July 2021



## Indicator of number of employees per 100 accommodation guests

	Lanzarote	Fuerteventura	Gran Canaria	Tenerife	La Gomera	La Palma	El Hierro	Canary Islands
<b>2016</b>	4.4	5.4	5.1	5.2	5.6	4.4	4.3	<b>5.0</b>
<b>2017</b>	4.4	5.5	5.1	5.3	5.8	4.6	4.2	<b>5.1</b>
<b>2018</b>	4.8	5.7	5.2	5.5	5.5	4.9	5.2	<b>5.3</b>
<b>2019</b>	4.9	6.2	5.4	5.6	5.7	5.4	5.1	<b>5.5</b>
<b>2020</b>	8.1	8.9	7.2	8.4	7.2	6.8	8.9	<b>8.0</b>
	Lanzarote	Fuerteventura	Gran Canaria	Tenerife	La Gomera	La Palma	El Hierro	Canary Islands
<b>July 2019</b>	4.0	5.0	4.5	4.5	5.7	4.6	5.0	<b>4.5</b>
<b>July 2021</b>	9.1	9.8	5.6	8.3	7.0	4.9	4.9	<b>7.5</b>
<b>Change</b>	5.11	4.80	1.16	3.75	1.26	0.29	<b>-0.08</b>	<b>3.02</b>



## Indicator of number of employees per €120,000 annual income in tourist accommodation

	Lanzarote	Fuerteventura	Gran Canaria	Tenerife	La Gomera	La Palma	El Hierro	Canary Islands
<b>2016</b>	1.9	1.8	1.7	1.8	3.0	3.6	4.3	<b>1.8</b>
<b>2017</b>	1.7	1.8	1.7	1.8	2.7	3.5	3.8	<b>1.8</b>
<b>2018</b>	1.8	1.8	1.8	1.9	2.9	3.6	4.0	<b>1.9</b>
<b>2019</b>	1.8	2.0	1.8	2.0	3.1	3.1	4.7	<b>1.9</b>
<b>2020</b>	2.8	2.8	2.3	2.8	3.5	3.4	4.0	<b>2.6</b>
	Lanzarote	Fuerteventura	Gran Canaria	Tenerife	La Gomera	La Palma	El Hierro	Canary Islands
<b>July 2019</b>	2.0	2.3	2.3	2.5	5.2	4.0	5.5	<b>2.4</b>
<b>July 2021</b>	4.4	3.5	3.1	4.5	5.9	4.9	3.0	<b>3.9</b>
<b>Change</b>	2.44	1.15	0.73	2.09	0.74	0.99	<b>-2.54</b>	<b>1.51</b>

