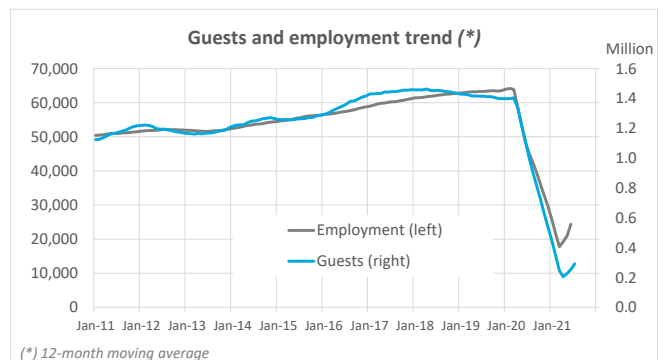
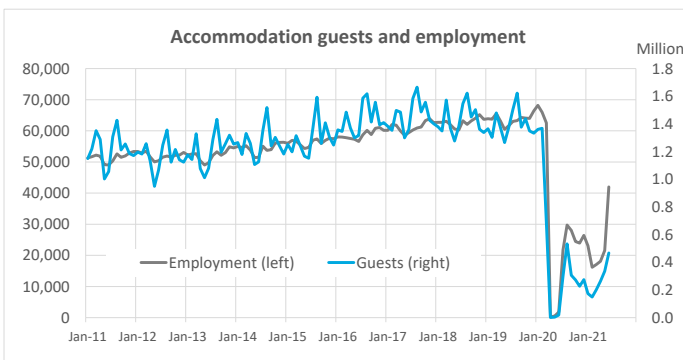


Employment in tourist accommodation June 2021



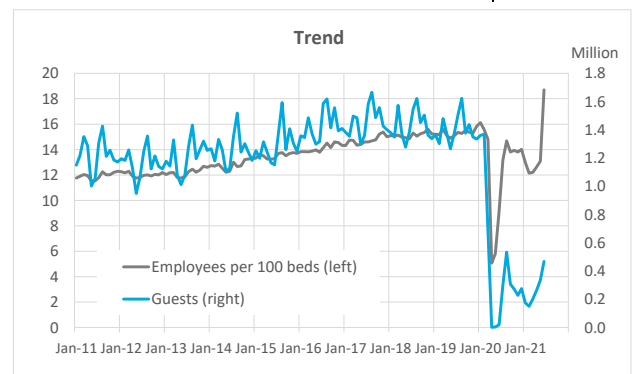
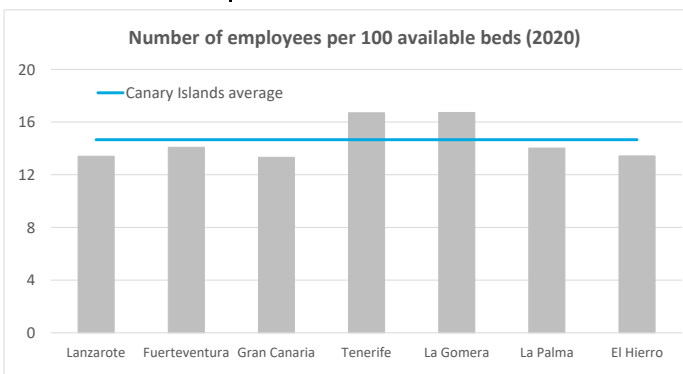
Employment

	Lanzarote	Fuerteventura	Gran Canaria	Tenerife	La Gomera	La Palma	El Hierro	Canary Islands
2016	9,303	9,336	16,822	21,381	820	1,017	74	58,754
2017	9,777	9,670	17,289	22,314	872	1,178	80	61,181
2018	10,201	9,596	17,512	23,271	897	1,166	87	62,731
2019	10,282	9,511	18,137	23,550	892	1,178	100	63,650
2020	4,657	4,469	7,956	11,384	466	467	58	29,457
	Lanzarote	Fuerteventura	Gran Canaria	Tenerife	La Gomera	La Palma	El Hierro	Canary Islands
June 2019	10,092	9,253	16,989	23,237	842	1,108	103	61,624
June 2021	13,932	5,554	8,487	12,839	537	549	63	41,961
Change	3,840	-3,699	-8,502	-10,398	-305	-559	-40	-19,663
Change (%)	38.0%	-40.0%	-50.0%	-44.7%	-36.2%	-50.5%	-38.8%	-31.9%



Indicator of number of employees per 100 available beds

	Lanzarote	Fuerteventura	Gran Canaria	Tenerife	La Gomera	La Palma	El Hierro	Canary Islands
2016	12.9	14.9	12.9	15.6	16.0	13.0	9.1	14.1
2017	13.5	15.5	13.2	16.4	17.1	14.9	9.9	14.7
2018	14.2	15.7	13.5	17.0	17.7	15.1	11.2	15.2
2019	14.5	15.0	14.0	17.1	17.5	14.7	12.9	15.3
2020	13.4	14.1	13.3	16.7	16.7	14.0	13.4	14.7
	Lanzarote	Fuerteventura	Gran Canaria	Tenerife	La Gomera	La Palma	El Hierro	Canary Islands
June 2019	14.2	14.9	13.6	17.1	16.5	13.9	13.2	15.1
June 2021	34.7	14.5	13.8	16.8	17.3	12.5	11.4	18.7
Change	20.5	-0.4	0.3	-0.3	0.8	-1.4	-1.8	3.6

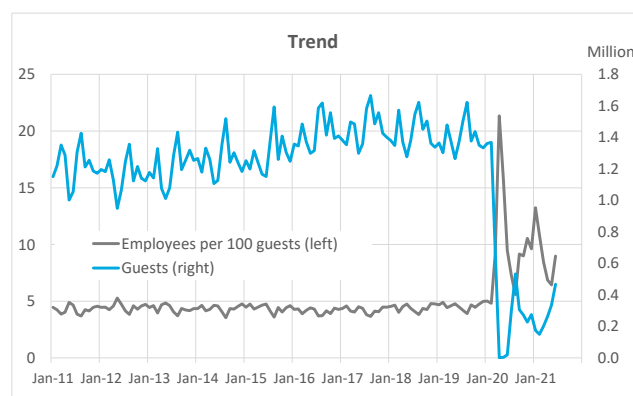
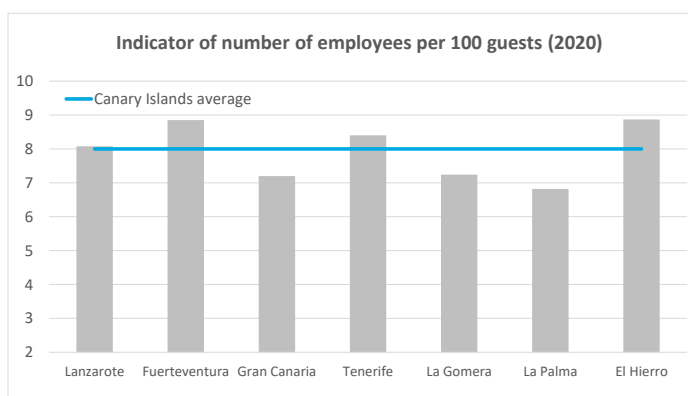


Employment in tourist accommodation June 2021



Indicator of number of employees per 100 accommodation guests

	Lanzarote	Fuerteventura	Gran Canaria	Tenerife	La Gomera	La Palma	El Hierro	Canary Islands
2016	4.4	5.4	5.1	5.2	5.6	4.4	4.3	5.0
2017	4.4	5.5	5.1	5.3	5.8	4.6	4.2	5.1
2018	4.8	5.7	5.2	5.5	5.5	4.9	5.2	5.3
2019	4.9	6.2	5.4	5.6	5.7	5.4	5.1	5.5
2020	8.1	8.9	7.2	8.4	7.2	6.8	8.9	8.0
	Lanzarote	Fuerteventura	Gran Canaria	Tenerife	La Gomera	La Palma	El Hierro	Canary Islands
June 2019	4.0	5.0	4.5	4.5	5.7	4.6	5.0	4.5
June 2021	27.9	8.2	5.3	7.7	7.2	4.6	4.7	9.0
Change	23.86	3.14	0.79	3.17	1.53	0.00	-0.22	4.49



Indicator of number of employees per €120,000 annual income in tourist accommodation

	Lanzarote	Fuerteventura	Gran Canaria	Tenerife	La Gomera	La Palma	El Hierro	Canary Islands
2016	1.9	1.8	1.7	1.8	3.0	3.6	4.3	1.8
2017	1.7	1.8	1.7	1.8	2.7	3.5	3.8	1.8
2018	1.8	1.8	1.8	1.9	2.9	3.6	4.0	1.9
2019	1.8	2.0	1.8	2.0	3.1	3.1	4.7	1.9
2020	2.8	2.8	2.3	2.8	3.5	3.4	4.0	2.6
	Lanzarote	Fuerteventura	Gran Canaria	Tenerife	La Gomera	La Palma	El Hierro	Canary Islands
June 2019	2.0	2.3	2.3	2.5	5.2	4.0	5.5	2.4
June 2021	15.0	3.5	3.1	4.6	6.4	4.9	3.0	5.1
Change	12.97	1.15	0.76	2.11	1.18	0.99	-2.54	2.71

