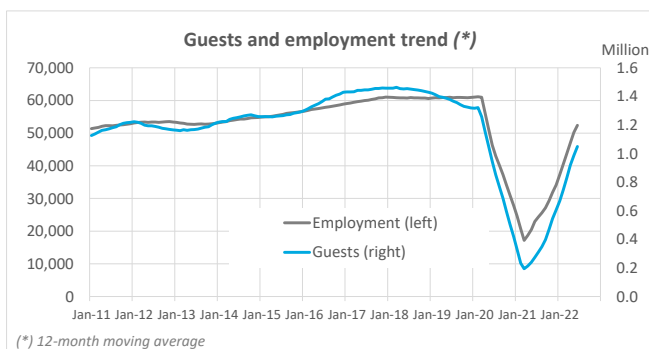
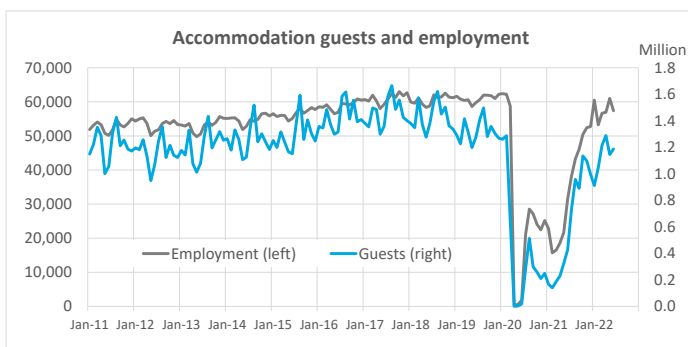


Employment in tourist accommodation June 2022



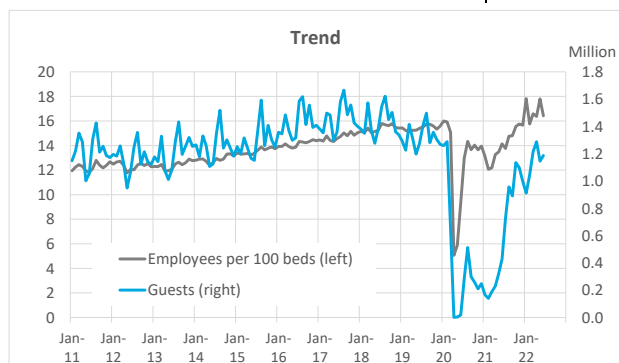
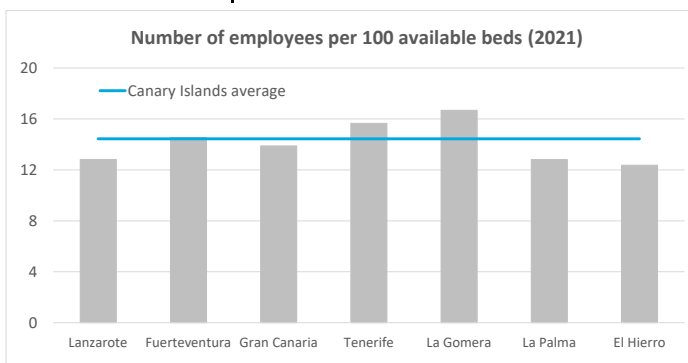
Employment

	Lanzarote	Fuerteventura	Gran Canaria	Tenerife	La Gomera	La Palma	El Hierro	Canary Islands
2017	9,872	9,630	17,192	22,230	867	1,169	76	61,034
2018	9,892	9,146	16,918	22,583	886	1,098	77	60,600
2019	9,778	9,219	17,006	22,870	881	1,114	80	60,949
2020	4,444	4,213	7,223	11,038	459	447	51	27,875
2021	5,276	5,593	9,265	12,914	529	510	72	34,160
June 2019								
	9,677	9,004	16,669	22,460	834	1,046	74	59,764
June 2022								
	9,750	9,259	14,788	22,244	613	642	93	57,389
Change	73	255	-1,881	-216	-221	-404	19	-2,375
Change (%)	0.8%	2.8%	-11.3%	-1.0%	-26.5%	-38.6%	25.7%	-4.0%



Indicator of number of employees per 100 available beds

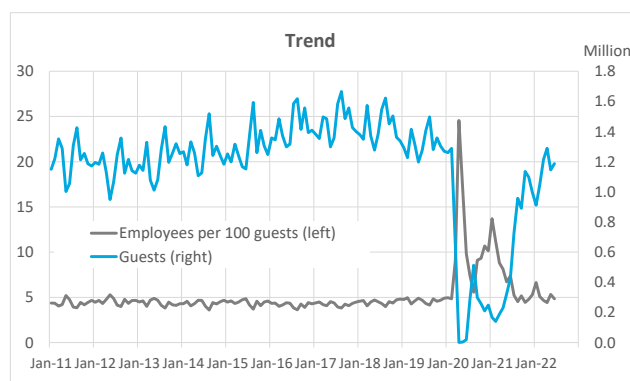
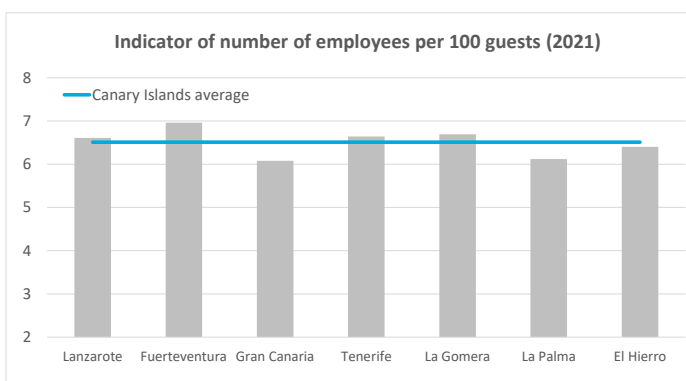
	Lanzarote	Fuerteventura	Gran Canaria	Tenerife	La Gomera	La Palma	El Hierro	Canary Islands
2017	13.6	15.5	13.2	16.4	17.1	14.8	9.4	14.7
2018	14.7	15.7	13.7	17.2	17.6	15.2	10.3	15.4
2019	14.7	15.3	13.8	17.3	17.5	14.8	10.7	15.4
2020	13.5	14.2	13.2	16.6	16.7	14.3	12.9	14.7
2021	12.8	14.5	13.9	15.7	16.7	12.8	12.4	14.4
June 2019								
	14.6	15.2	14.0	17.3	16.5	14.0	9.9	15.4
June 2022								
	15.7	16.0	15.5	17.8	19.0	13.0	13.0	16.4
Change	1.1	0.8	1.4	0.6	2.5	-1.0	3.1	1.0



Employment in tourist accommodation June 2022

Indicator of number of employees per 100 accommodation guests

	Lanzarote	Fuerteventura	Gran Canaria	Tenerife	La Gomera	La Palma	El Hierro	Canary Islands
2017	4.4	5.5	5.1	5.3	5.8	4.6	4.2	5.1
2018	4.8	5.7	5.2	5.5	5.5	4.9	5.2	5.3
2019	5.0	6.3	5.4	5.7	6.1	5.9	4.5	5.6
2020	8.3	9.1	7.0	8.5	7.6	7.2	9.3	8.1
2021	6.6	7.0	6.1	6.6	6.7	6.1	6.4	6.5
	Lanzarote	Fuerteventura	Gran Canaria	Tenerife	La Gomera	La Palma	El Hierro	Canary Islands
June 2019	4.2	5.1	4.7	4.7	6.2	5.1	4.1	4.7
June 2022	4.3	5.3	4.8	5.0	6.9	4.0	5.1	4.8
Change	0.02	0.17	0.10	0.30	0.75	-1.11	1.00	0.15



Indicator of number of employees per €120,000 annual income in tourist accommodation

	Lanzarote	Fuerteventura	Gran Canaria	Tenerife	La Gomera	La Palma	El Hierro	Canary Islands
2017	1.7	1.8	1.6	1.8	2.7	3.5	3.3	1.8
2018	1.8	1.8	1.7	1.9	2.9	3.5	3.3	1.8
2019	1.8	2.0	1.7	1.9	3.0	3.1	3.5	1.9
2020	2.8	2.8	2.2	2.8	3.7	3.6	3.9	2.6
2021	2.2	2.1	1.9	2.4	3.4	3.6	3.2	2.2
	Lanzarote	Fuerteventura	Gran Canaria	Tenerife	La Gomera	La Palma	El Hierro	Canary Islands
June 2019	2.0	2.3	2.3	2.4	5.2	3.9	4.1	2.3
June 2022	1.8	2.1	2.0	2.1	4.1	2.7	3.9	2.0
Change	-0.23	-0.23	-0.33	-0.29	-1.06	-1.20	-0.23	-0.30

