

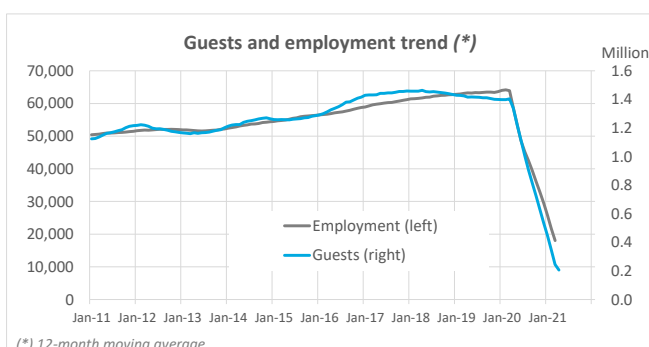
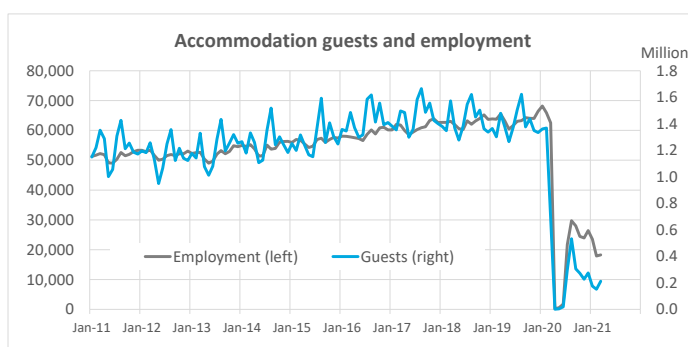
Employment in tourist accommodation March 2021



Employment

	Lanzarote	Fuerteventura	Gran Canaria	Tenerife	La Gomera	La Palma	El Hierro	Canary Islands
2016	9,303	9,336	16,822	21,381	820	1,017	74	58,754
2017	9,777	9,670	17,289	22,314	872	1,178	80	61,181
2018	10,201	9,596	17,512	23,271	897	1,166	87	62,731
2019	10,282	9,511	18,137	23,550	892	1,178	100	63,650
2020	4,657	4,469	7,956	11,384	466	467	58	29,457

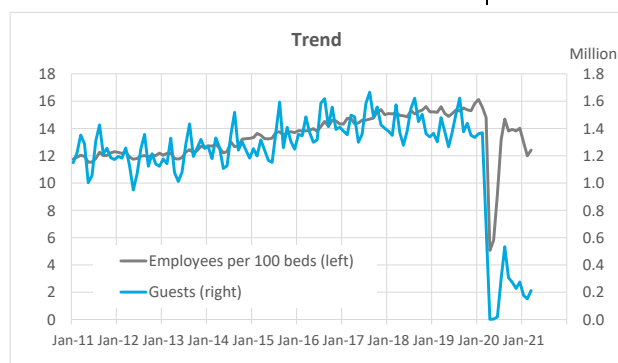
	Lanzarote	Fuerteventura	Gran Canaria	Tenerife	La Gomera	La Palma	El Hierro	Canary Islands
March 2020	9,739	8,848	17,974	23,955	830	1,090	111	62,547
March 2021	1,946	2,920	5,311	7,201	511	331	56	18,276
Year over year var.	-7,793	-5,928	-12,663	-16,754	-319	-759	-55	-44,271
Year over year var. (%)	-80.0%	-67.0%	-70.5%	-69.9%	-38.4%	-69.6%	-49.5%	-70.8%



Indicator of number of employees per 100 available beds

	Lanzarote	Fuerteventura	Gran Canaria	Tenerife	La Gomera	La Palma	El Hierro	Canary Islands
2016	12.9	14.9	12.9	15.6	16.0	13.0	9.1	14.1
2017	13.5	15.5	13.2	16.4	17.1	14.9	9.9	14.7
2018	14.2	15.7	13.5	17.0	17.7	15.1	11.2	15.2
2019	14.5	15.0	14.0	17.1	17.5	14.7	12.9	15.3
2020	13.4	14.1	13.3	16.7	16.7	14.0	13.4	14.7

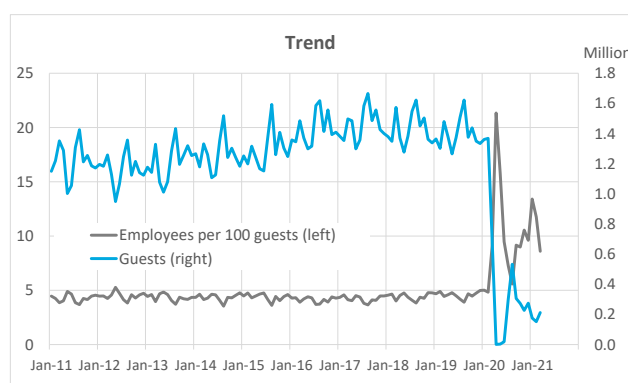
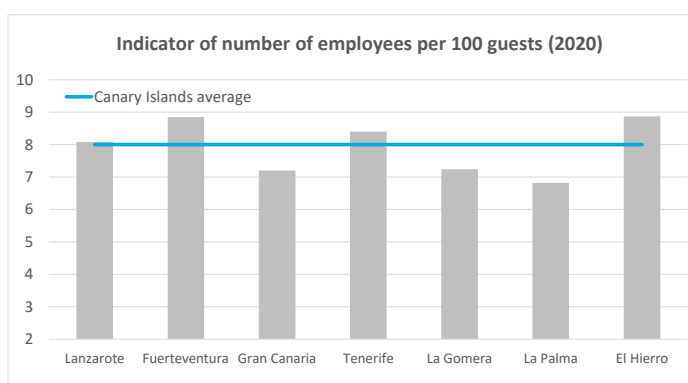
	Lanzarote	Fuerteventura	Gran Canaria	Tenerife	La Gomera	La Palma	El Hierro	Canary Islands
March 2020	13.8	14.2	13.4	16.9	16.3	13.6	14.0	14.8
March 2021	9.8	13.4	11.6	13.5	16.3	11.9	10.1	12.4
Year over year var. (p.p.)	-4.0	-0.7	-1.8	-3.5	-0.0	-1.7	-4.0	-2.4



Employment in tourist accommodation March 2021

Indicator of number of employees per 100 accommodation guests

	Lanzarote	Fuerteventura	Gran Canaria	Tenerife	La Gomera	La Palma	El Hierro	Canary Islands
2016	4.4	5.4	5.1	5.2	5.6	4.4	4.3	5.0
2017	4.4	5.5	5.1	5.3	5.8	4.6	4.2	5.1
2018	4.8	5.7	5.2	5.5	5.5	4.9	5.2	5.3
2019	4.9	6.2	5.4	5.6	5.7	5.4	5.1	5.5
2020	8.1	8.9	7.2	8.4	7.2	6.8	8.9	8.0
March 2020	7.8	8.8	9.0	10.2	9.4	7.7	10.9	9.1
March 2021	12.9	10.4	8.2	7.7	8.2	8.5	5.2	8.6
Year over year var. (p.p.)	5.11	1.62	-0.78	-2.47	-1.19	0.82	-5.72	-0.53



Indicator of number of employees per €120,000 annual income in tourist accommodation

	Lanzarote	Fuerteventura	Gran Canaria	Tenerife	La Gomera	La Palma	El Hierro	Canary Islands
2016	1.9	1.8	1.7	1.8	3.0	3.6	4.3	1.8
2017	1.7	1.8	1.7	1.8	2.7	3.5	3.8	1.8
2018	1.8	1.8	1.8	1.9	2.9	3.6	4.0	1.9
2019	1.8	2.0	1.8	2.0	3.1	3.1	4.7	1.9
2020	2.8	2.8	2.3	2.8	3.5	3.4	4.0	2.6
March 2020	3.0	3.5	3.1	3.5	4.8	5.0	8.2	3.4
March 2021	8.2	3.6	4.2	4.2	6.2	6.3	4.2	4.4
Year over year var. (p.p.)	5.13	0.06	1.10	0.63	1.39	1.28	-3.95	1.02

