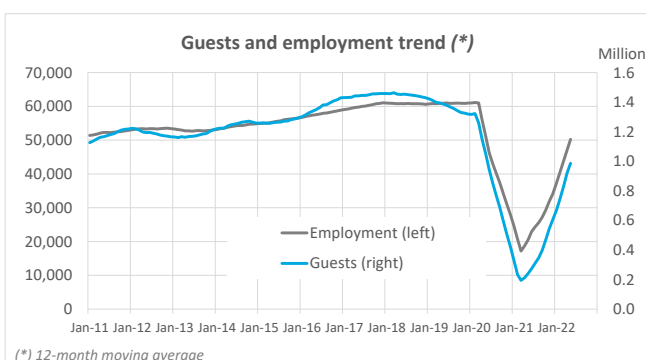
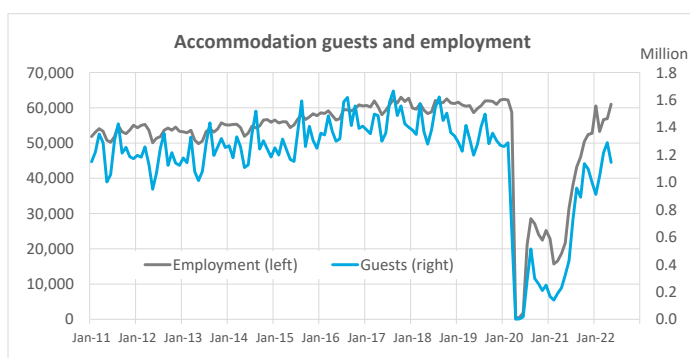


Employment in tourist accommodation May 2022



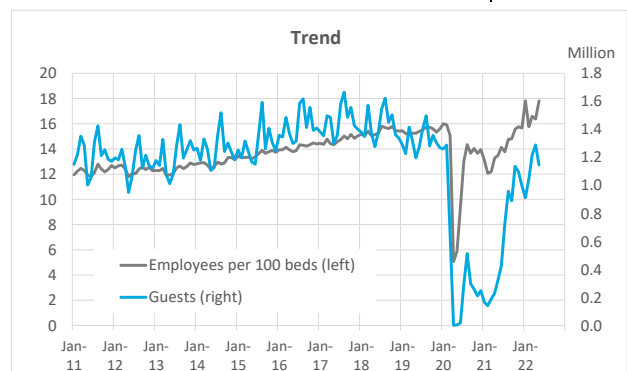
Employment

	Lanzarote	Fuerteventura	Gran Canaria	Tenerife	La Gomera	La Palma	El Hierro	Canary Islands
2017	9,872	9,630	17,192	22,230	867	1,169	76	61,034
2018	9,892	9,146	16,918	22,583	886	1,098	77	60,600
2019	9,778	9,219	17,006	22,870	881	1,114	80	60,949
2020	4,444	4,213	7,223	11,038	459	447	51	27,875
2021	5,276	5,593	9,265	12,914	529	510	72	34,160
	Lanzarote	Fuerteventura	Gran Canaria	Tenerife	La Gomera	La Palma	El Hierro	Canary Islands
May 2019	9,529	8,865	15,949	22,311	884	1,019	79	58,636
May 2022	9,686	8,953	20,069	20,917	626	682	89	61,022
Change	157	88	4,120	-1,394	-258	-337	10	2,386
Change (%)	1.6%	1.0%	25.8%	-6.2%	-29.2%	-33.1%	12.7%	4.1%



Indicator of number of employees per 100 available beds

	Lanzarote	Fuerteventura	Gran Canaria	Tenerife	La Gomera	La Palma	El Hierro	Canary Islands
2017	13.6	15.5	13.2	16.4	17.1	14.8	9.4	14.7
2018	14.7	15.7	13.7	17.2	17.6	15.2	10.3	15.4
2019	14.7	15.3	13.8	17.3	17.5	14.8	10.7	15.4
2020	13.5	14.2	13.2	16.6	16.7	14.3	12.9	14.7
2021	12.8	14.5	13.9	15.7	16.7	12.8	12.4	14.4
	Lanzarote	Fuerteventura	Gran Canaria	Tenerife	La Gomera	La Palma	El Hierro	Canary Islands
May 2019	14.5	14.8	13.7	17.3	17.5	13.5	10.6	15.2
May 2022	15.8	16.1	21.2	17.1	19.3	13.8	12.5	17.8
Change	1.3	1.3	7.6	-0.2	1.8	0.4	2.0	2.6

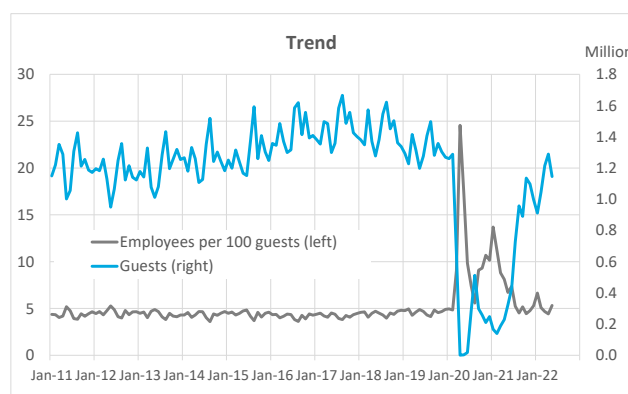
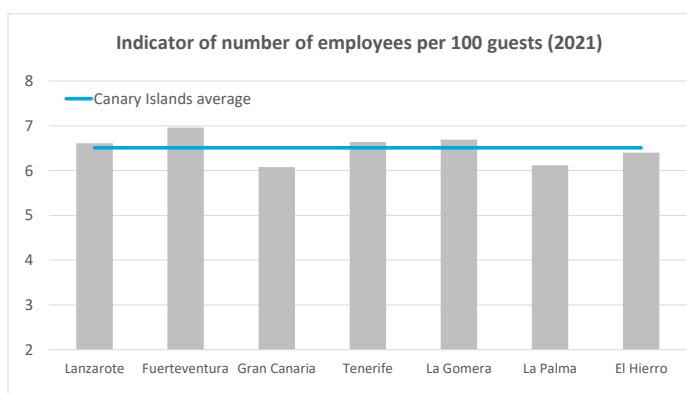


Employment in tourist accommodation May 2022



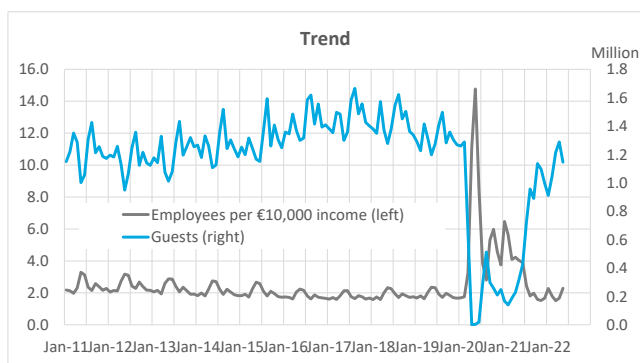
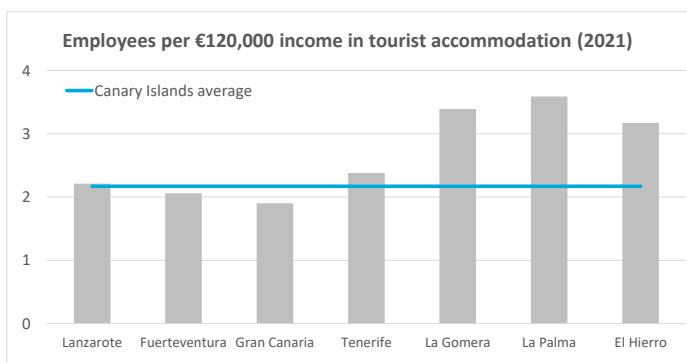
Indicator of number of employees per 100 accommodation guests

	Lanzarote	Fuerteventura	Gran Canaria	Tenerife	La Gomera	La Palma	El Hierro	Canary Islands
2017	4.4	5.5	5.1	5.3	5.8	4.6	4.2	5.1
2018	4.8	5.7	5.2	5.5	5.5	4.9	5.2	5.3
2019	5.0	6.3	5.4	5.7	6.1	5.9	4.5	5.6
2020	8.3	9.1	7.0	8.5	7.6	7.2	9.3	8.1
2021	6.6	7.0	6.1	6.6	6.7	6.1	6.4	6.5
	Lanzarote	Fuerteventura	Gran Canaria	Tenerife	La Gomera	La Palma	El Hierro	Canary Islands
May 2019	4.2	5.6	4.9	4.9	6.6	5.2	4.6	4.9
May 2022	4.6	5.5	6.6	4.7	6.2	4.5	7.5	5.3
Change	0.43	-0.13	1.70	-0.21	-0.34	-0.64	2.92	0.43



Indicator of number of employees per €120,000 annual income in tourist accommodation

	Lanzarote	Fuerteventura	Gran Canaria	Tenerife	La Gomera	La Palma	El Hierro	Canary Islands
2017	1.7	1.8	1.6	1.8	2.7	3.5	3.3	1.8
2018	1.8	1.8	1.7	1.9	2.9	3.5	3.3	1.8
2019	1.8	2.0	1.7	1.9	3.0	3.1	3.5	1.9
2020	2.8	2.8	2.2	2.8	3.7	3.6	3.9	2.6
2021	2.2	2.1	1.9	2.4	3.4	3.6	3.2	2.2
	Lanzarote	Fuerteventura	Gran Canaria	Tenerife	La Gomera	La Palma	El Hierro	Canary Islands
May 2019	2.1	2.4	2.2	2.5	5.2	3.9	4.4	2.4
May 2022	1.9	2.3	2.7	2.2	3.7	3.2	3.8	2.3
Change	-0.20	-0.12	0.42	-0.30	-1.51	-0.70	-0.63	-0.07



Source: Encuestas de Alojamiento Turístico. ISTAC. Note: only employees in open establishments are taken into account (including workers in ERTE)