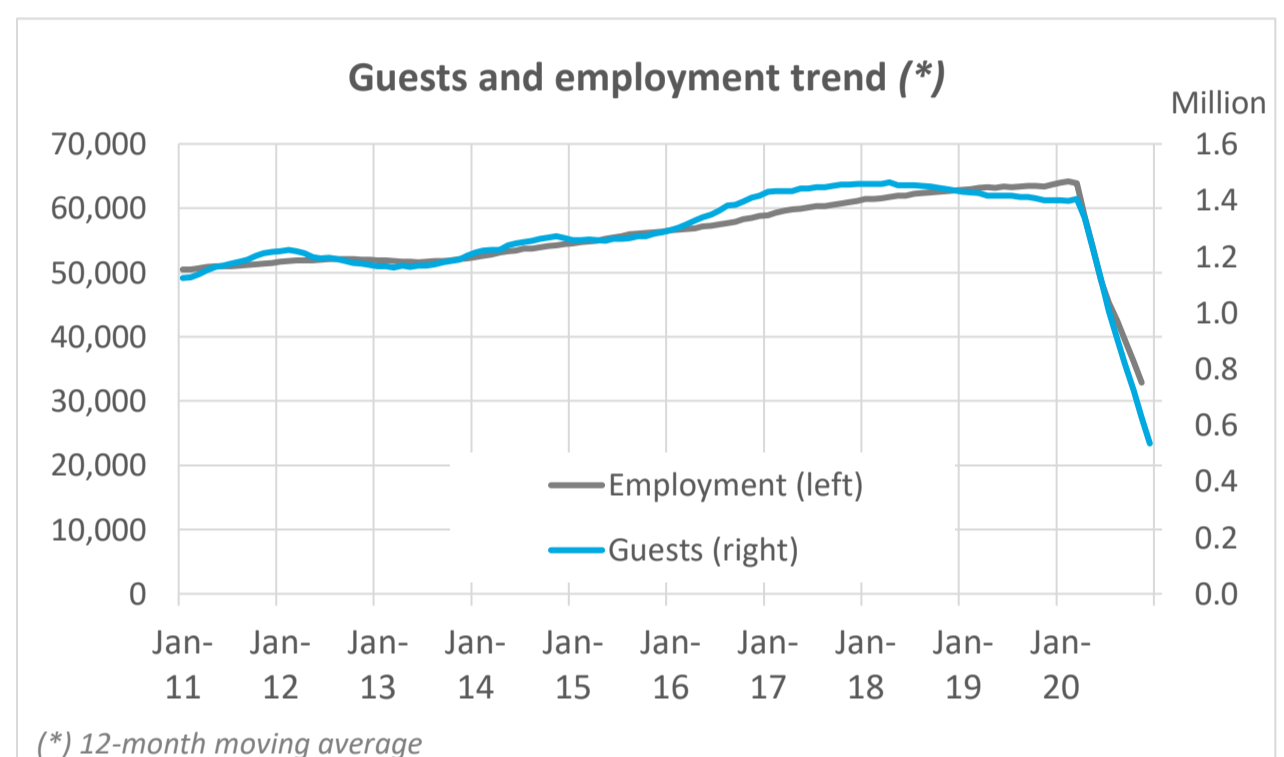
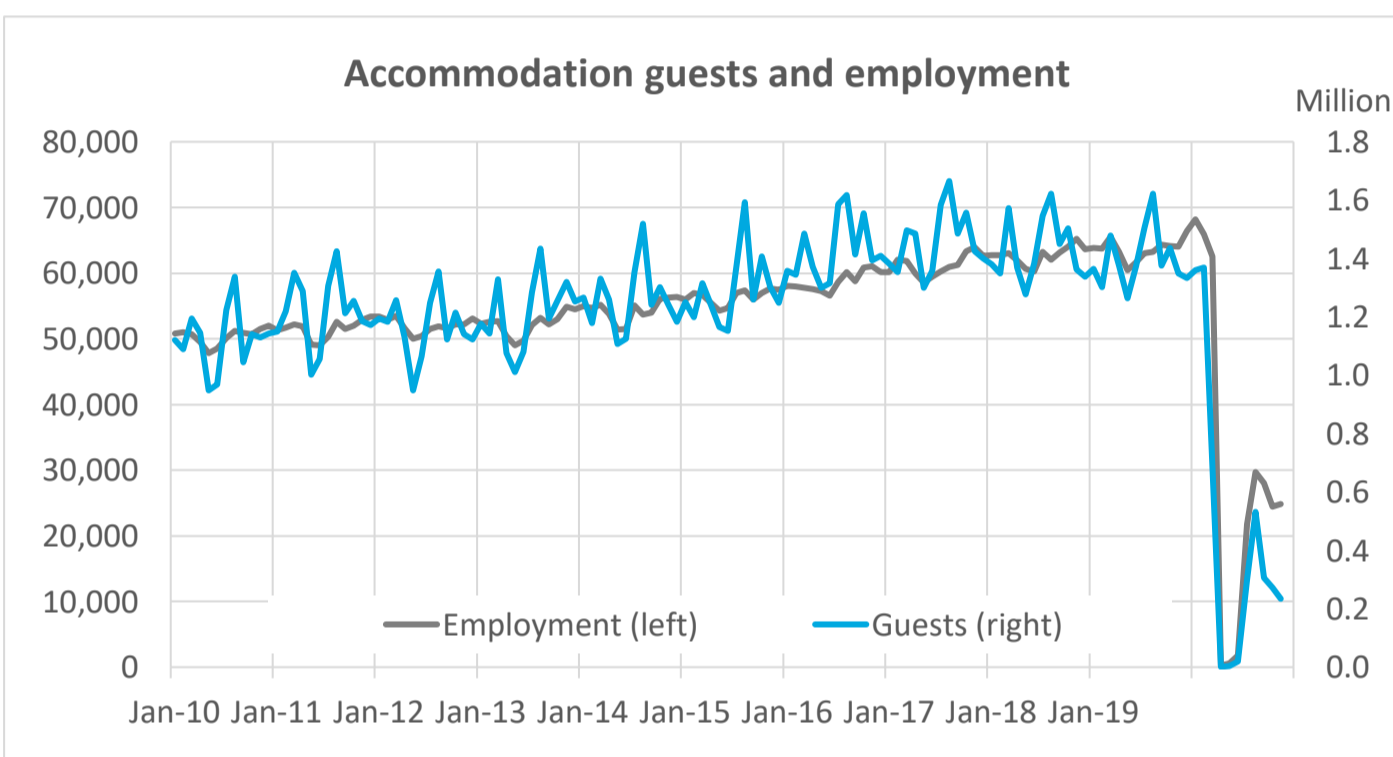


Employment in tourist accommodation November 2020



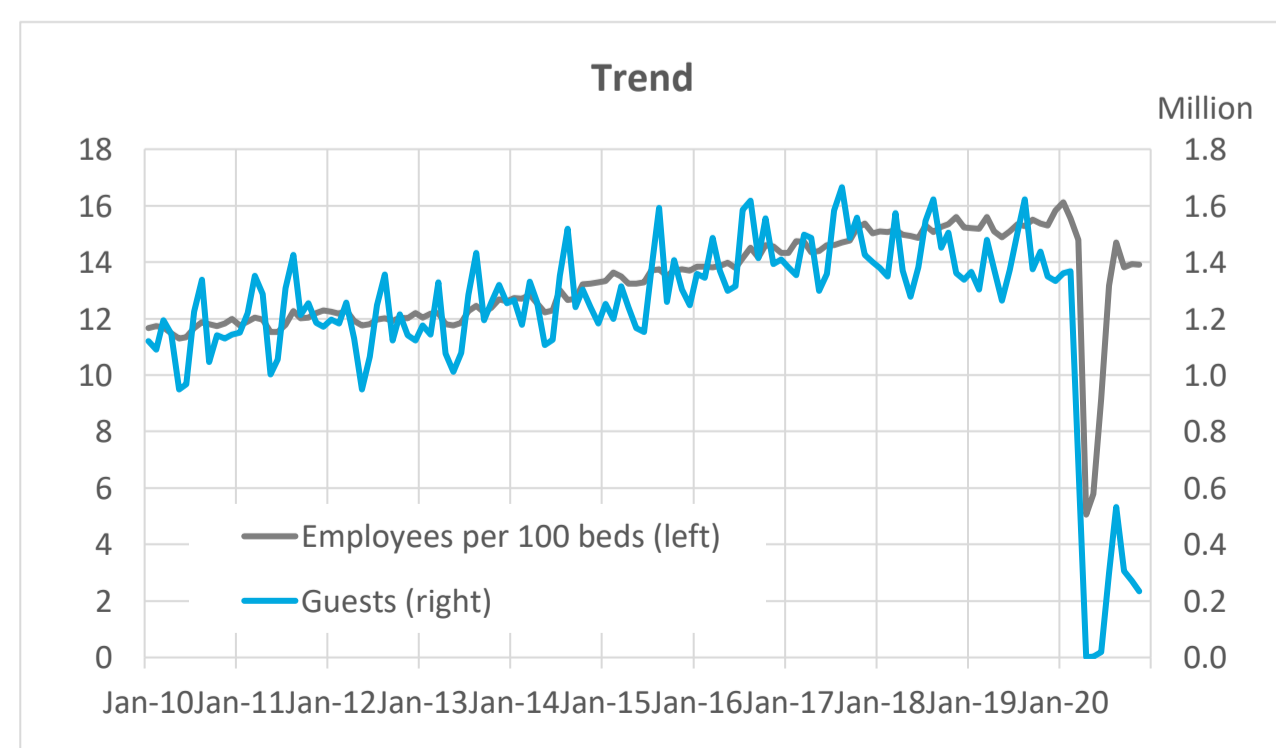
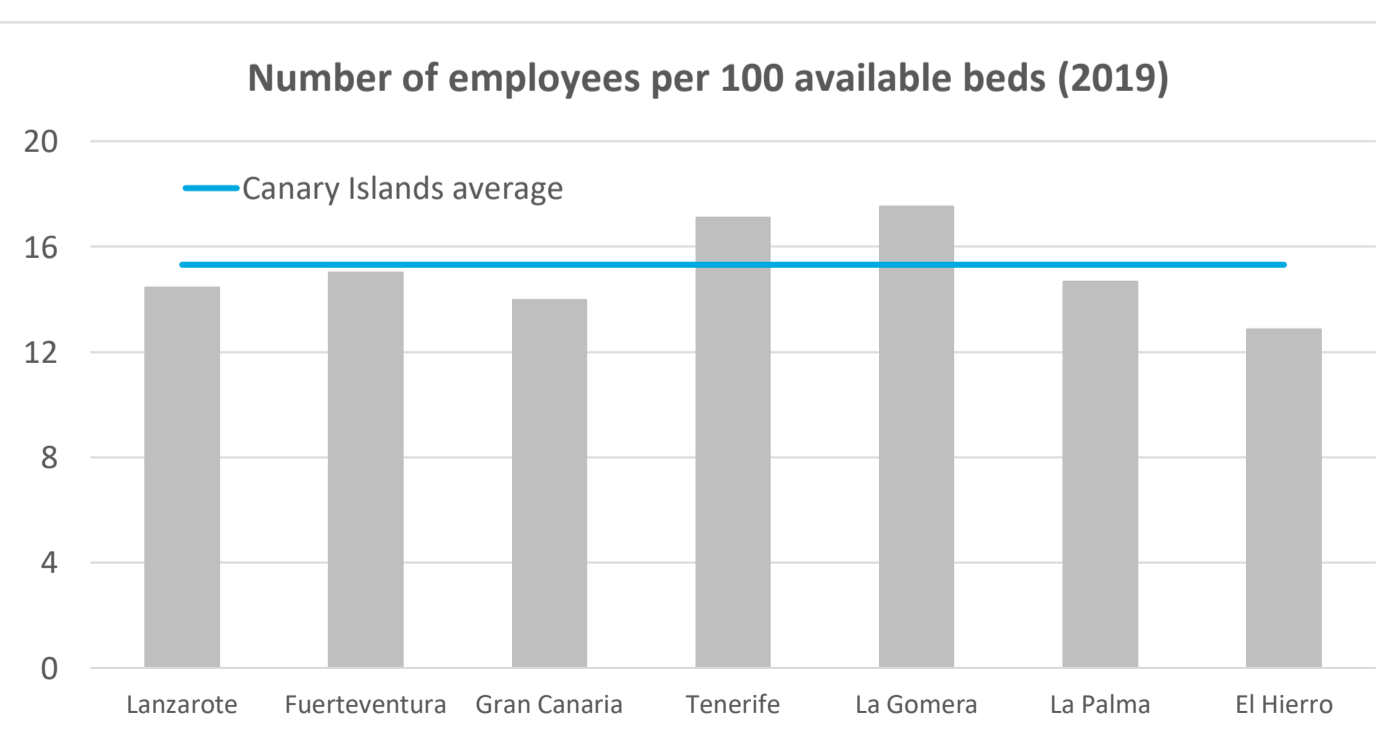
Employment

	Lanzarote	Fuerteventura	Gran Canaria	Tenerife	La Gomera	La Palma	El Hierro	Canary Islands
2015	8,780	8,810	16,263	20,734	827	890	69	56,373
2016	9,303	9,336	16,822	21,381	820	1,017	74	58,754
2017	9,777	9,670	17,289	22,314	872	1,178	80	61,181
2018	10,201	9,596	17,512	23,271	897	1,166	87	62,731
2019	10,282	9,511	18,137	23,550	892	1,178	100	63,650
November 2019	9,816	9,132	19,208	23,652	892	1,180	123	64,003
November 2020	4,160	3,976	5,336	10,445	468	352	59	24,796
Year over year var.	-5,656	-5,156	-13,872	-13,207	-424	-828	-64	-39,207
Year over year var. (%)	-57.6%	-56.5%	-72.2%	-55.8%	-47.5%	-70.2%	-52.0%	-61.3%



Indicator of number of employees per 100 available beds

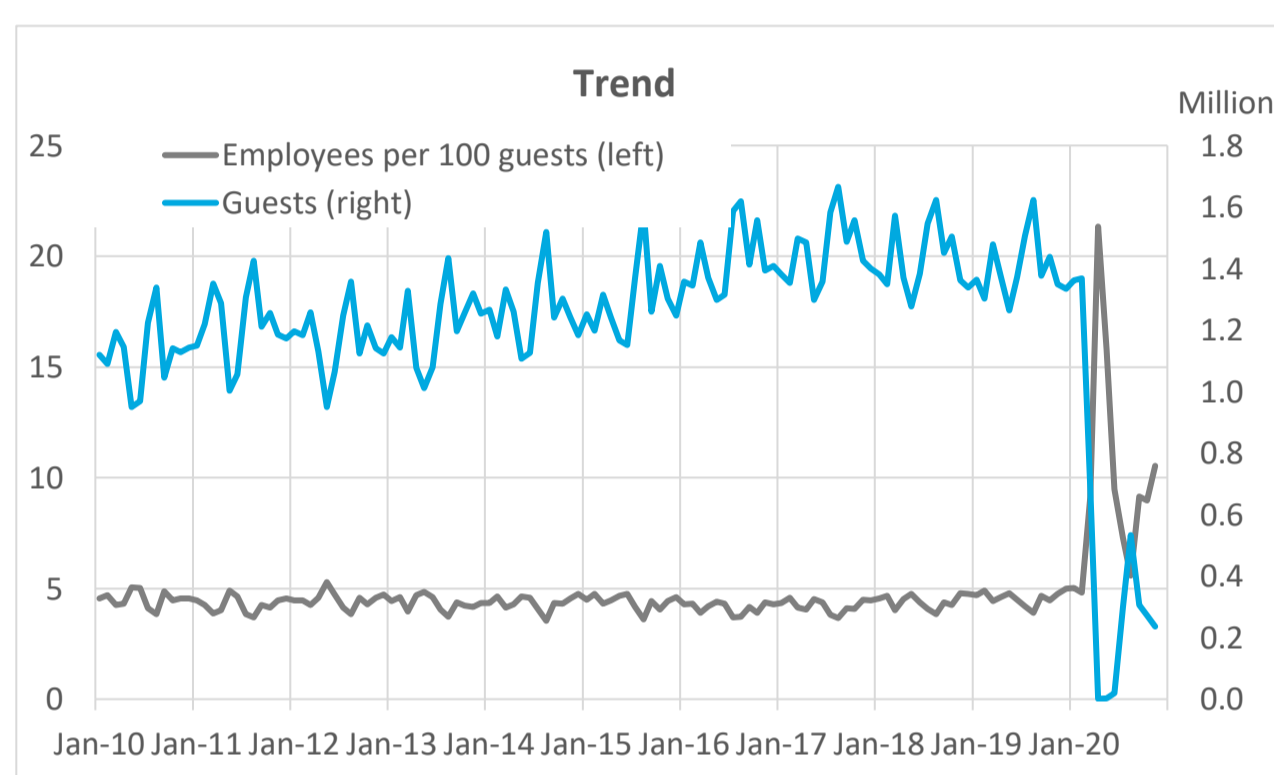
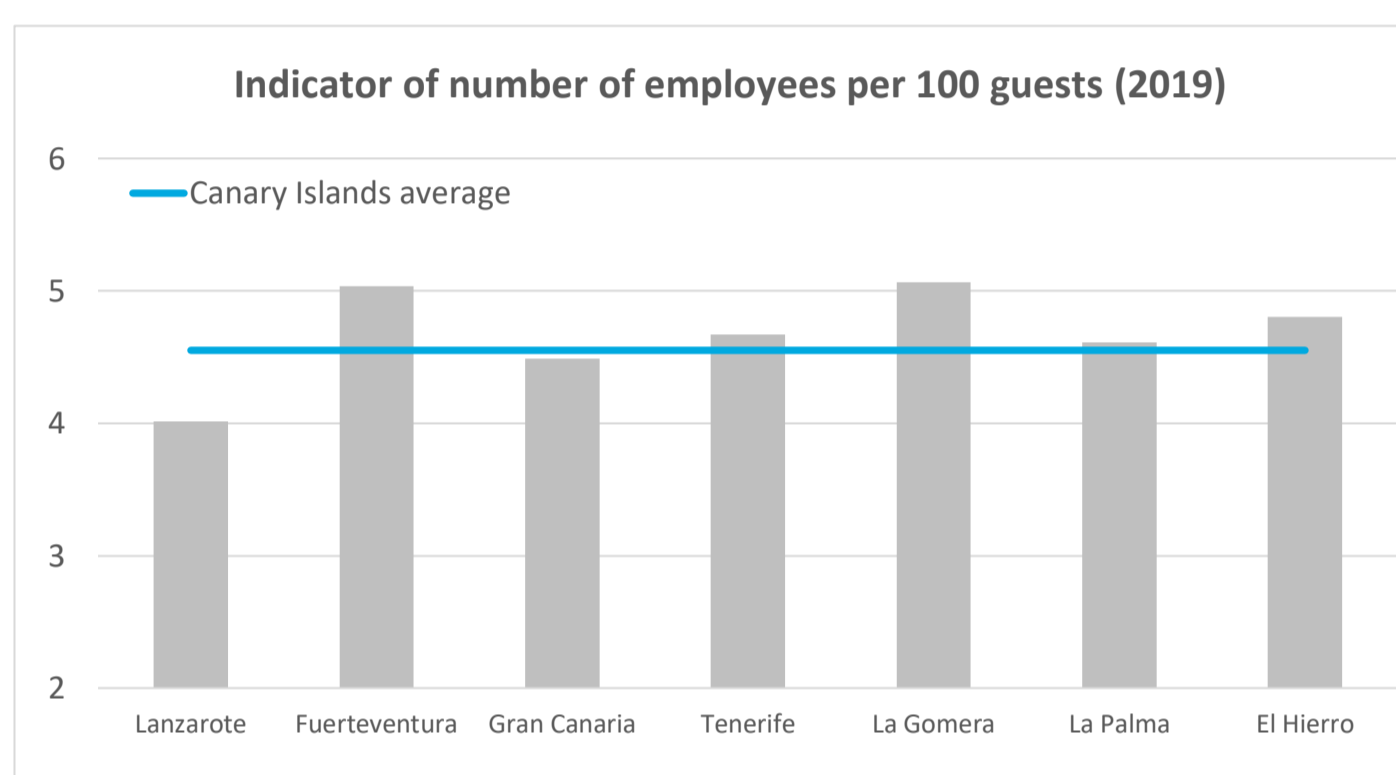
	Lanzarote	Fuerteventura	Gran Canaria	Tenerife	La Gomera	La Palma	El Hierro	Canary Islands
2015	11.3	13.2	11.4	13.9	14.6	10.6	7.9	12.5
2016	12.9	14.9	12.9	15.6	16.0	13.0	9.1	14.1
2017	13.5	15.5	13.2	16.4	17.1	14.9	9.9	14.7
2018	14.2	15.7	13.5	17.0	17.7	15.1	11.2	15.2
2019	14.5	15.0	14.0	17.1	17.5	14.7	12.9	15.3
November 2019	13.9	14.4	14.6	17.1	17.6	14.7	15.5	15.3
November 2020	12.3	15.1	10.9	16.5	16.5	13.5	13.7	13.9
Year over year var. (p.p.)	-1.6	0.7	-3.7	-0.6	-1.1	-1.2	-1.8	-1.4



Employment in tourist accommodation November 2020

Indicator of number of employees per 100 accommodation guests

	Lanzarote	Fuerteventura	Gran Canaria	Tenerife	La Gomera	La Palma	El Hierro	Canary Islands
2015	3.8	4.4	4.5	4.6	5.1	3.9	4.8	4.4
2016	3.6	4.3	4.2	4.3	4.9	3.8	4.0	4.1
2017	3.6	4.5	4.2	4.4	5.1	3.9	3.8	4.2
2018	3.9	4.6	4.3	4.6	4.9	4.3	4.8	4.4
2019	4.0	5.0	4.5	4.7	5.1	4.6	4.8	4.6
November 2019	4.2	5.0	4.8	4.9	5.1	4.6	5.4	4.7
November 2020	12.8	11.3	7.5	11.9	10.0	10.1	12.1	10.5
Year over year var. (p.p.)	8.61	6.36	2.68	7.03	4.85	5.43	6.74	5.79



Indicator of number of employees per €120,000 annual income in tourist accommodation

	Lanzarote	Fuerteventura	Gran Canaria	Tenerife	La Gomera	La Palma	El Hierro	Canary Islands
2015	2.0	2.0	1.9	2.1	4.9	4.0	4.4	2.0
2016	1.9	1.8	1.7	1.8	3.0	3.6	4.3	1.8
2017	1.7	1.8	1.7	1.8	2.7	3.5	3.8	1.8
2018	1.8	1.8	1.8	1.9	2.9	3.6	4.0	1.9
2019	1.8	2.0	1.8	2.0	3.1	3.1	4.7	1.9
November 2019	1.7	1.8	1.6	1.9	2.5	2.7	5.2	1.8
November 2020	6.2	4.7	3.2	5.3	6.4	6.6	5.5	4.7
Year over year var. (p.p.)	4.45	2.96	1.63	3.39	3.89	3.85	0.30	2.93

