

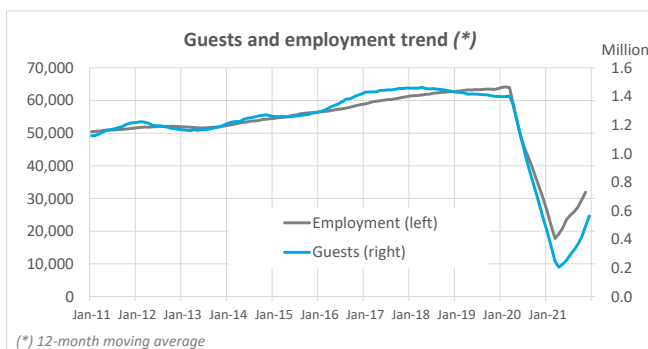
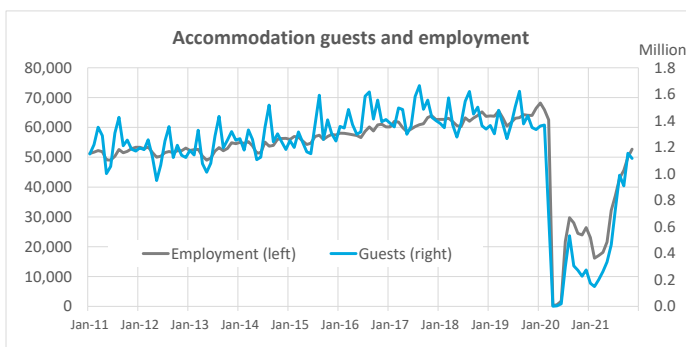
Employment in tourist accommodation November 2021



Employment

	Lanzarote	Fuerteventura	Gran Canaria	Tenerife	La Gomera	La Palma	El Hierro	Canary Islands
2016	9,303	9,336	16,822	21,381	820	1,017	74	58,754
2017	9,777	9,670	17,289	22,314	872	1,178	80	61,181
2018	10,201	9,596	17,512	23,271	897	1,166	87	62,731
2019	10,282	9,511	18,137	23,550	892	1,178	100	63,650
2020	4,657	4,469	7,956	11,384	466	467	58	29,457

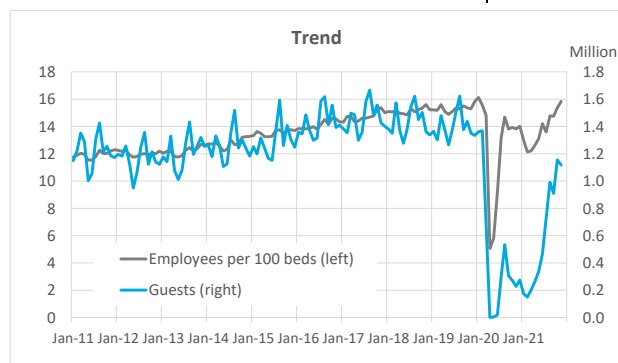
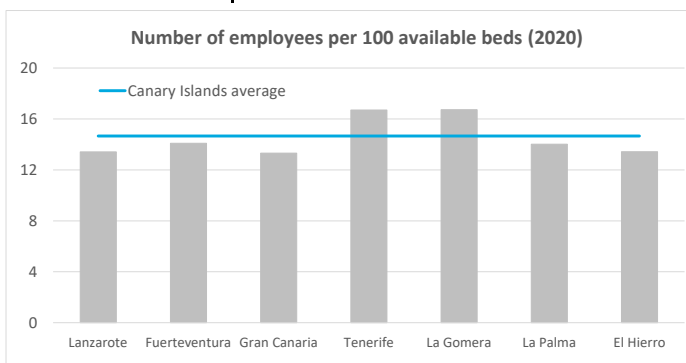
	Lanzarote	Fuerteventura	Gran Canaria	Tenerife	La Gomera	La Palma	El Hierro	Canary Islands
November 2019	9,816	9,132	19,208	23,652	892	1,180	123	64,003
November 2021	8,831	9,063	14,107	19,454	549	592	96	52,692
Change	-985	-69	-5,101	-4,198	-343	-588	-27	-11,311
Change (%)	-10.0%	-0.8%	-26.6%	-17.7%	-38.5%	-49.8%	-22.0%	-17.7%



Indicator of number of employees per 100 available beds

	Lanzarote	Fuerteventura	Gran Canaria	Tenerife	La Gomera	La Palma	El Hierro	Canary Islands
2016	12.9	14.9	12.9	15.6	16.0	13.0	9.1	14.1
2017	13.5	15.5	13.2	16.4	17.1	14.9	9.9	14.7
2018	14.2	15.7	13.5	17.0	17.7	15.1	11.2	15.2
2019	14.5	15.0	14.0	17.1	17.5	14.7	12.9	15.3
2020	13.4	14.1	13.3	16.7	16.7	14.0	13.4	14.7

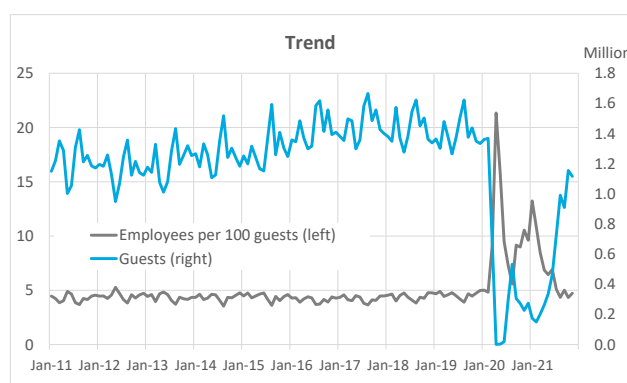
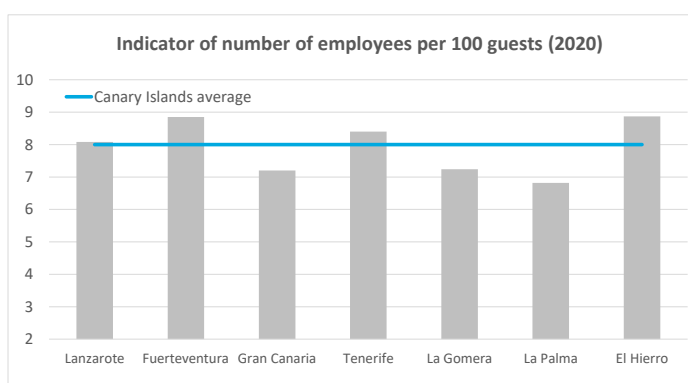
	Lanzarote	Fuerteventura	Gran Canaria	Tenerife	La Gomera	La Palma	El Hierro	Canary Islands
November 2019	13.9	14.4	14.6	17.1	17.6	14.7	15.5	15.3
November 2021	15.0	16.5	15.2	16.7	16.8	12.0	13.9	15.8
Change	1.1	2.1	0.6	-0.4	-0.8	-2.7	-1.6	0.6



Employment in tourist accommodation November 2021

Indicator of number of employees per 100 accommodation guests

	Lanzarote	Fuerteventura	Gran Canaria	Tenerife	La Gomera	La Palma	El Hierro	Canary Islands
2016	4.4	5.4	5.1	5.2	5.6	4.4	4.3	5.0
2017	4.4	5.5	5.1	5.3	5.8	4.6	4.2	5.1
2018	4.8	5.7	5.2	5.5	5.5	4.9	5.2	5.3
2019	4.9	6.2	5.4	5.6	5.7	5.4	5.1	5.5
2020	8.1	8.9	7.2	8.4	7.2	6.8	8.9	8.0
November 2019								
	4.2	5.0	4.8	4.9	5.1	4.6	5.4	4.7
November 2021								
	4.4	5.3	4.7	4.7	4.8	2.9	4.9	4.7
Change	0.23	0.33	-0.06	-0.18	-0.30	-1.70	-0.54	-0.02



Indicator of number of employees per €120,000 annual income in tourist accommodation

	Lanzarote	Fuerteventura	Gran Canaria	Tenerife	La Gomera	La Palma	El Hierro	Canary Islands
2016	1.9	1.8	1.7	1.8	3.0	3.6	4.3	1.8
2017	1.7	1.8	1.7	1.8	2.7	3.5	3.8	1.8
2018	1.8	1.8	1.8	1.9	2.9	3.6	4.0	1.9
2019	1.8	2.0	1.8	2.0	3.1	3.1	4.7	1.9
2020	2.8	2.8	2.3	2.8	3.5	3.4	4.0	2.6
November 2019								
	1.7	1.8	1.6	1.9	2.5	2.7	5.2	1.8
November 2021								
	1.6	1.7	1.3	1.6	1.9	3.5	2.9	1.5
Change	-0.08	-0.07	-0.33	-0.25	-0.65	0.81	-2.21	-0.22

