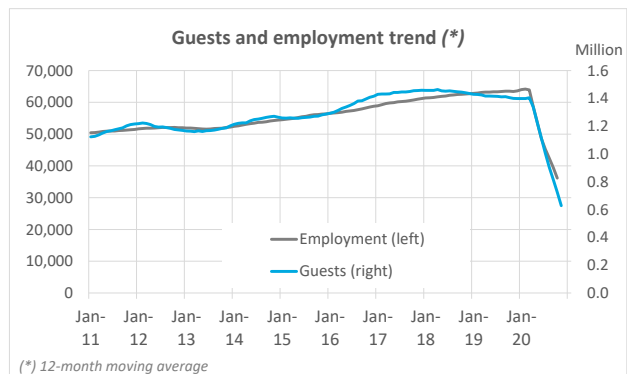
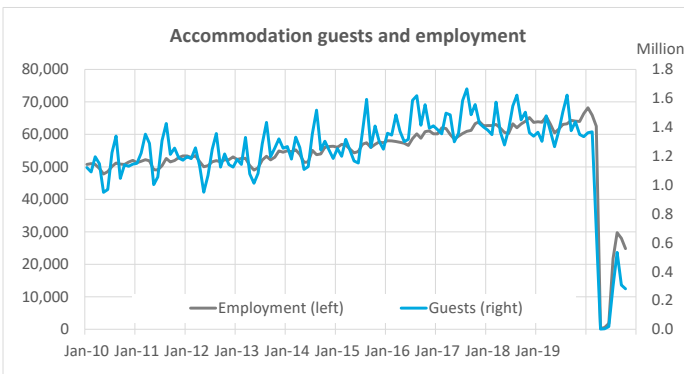


Employment in tourist accommodation October 2020

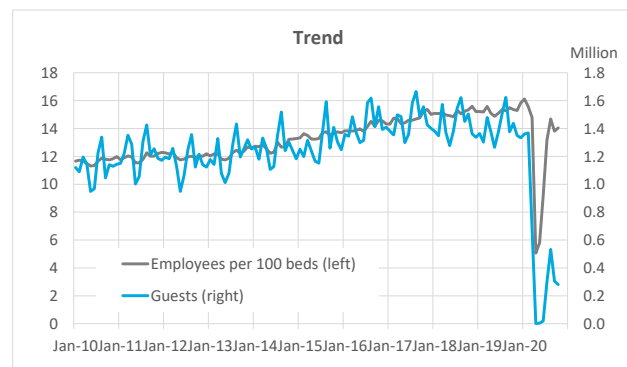
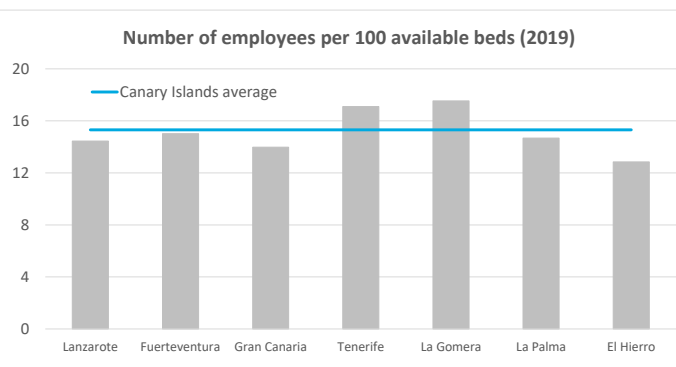
Employment

| | Lanzarote | Fuerteventura | Gran Canaria | Tenerife | La Gomera | La Palma | El Hierro | Canary Islands |
|-------------------------|-----------|---------------|--------------|----------|-----------|----------|-----------|----------------|
| 2015 | 8,780 | 8,810 | 16,263 | 20,734 | 827 | 890 | 69 | 56,373 |
| 2016 | 9,303 | 9,336 | 16,822 | 21,381 | 820 | 1,017 | 74 | 58,754 |
| 2017 | 9,777 | 9,670 | 17,289 | 22,314 | 872 | 1,178 | 80 | 61,181 |
| 2018 | 10,201 | 9,596 | 17,512 | 23,271 | 897 | 1,166 | 87 | 62,731 |
| 2019 | 10,282 | 9,511 | 18,137 | 23,550 | 892 | 1,178 | 100 | 63,650 |
| October 2019 | 10,665 | 9,470 | 17,874 | 23,903 | 896 | 1,200 | 78 | 64,086 |
| October 2020 | 4,186 | 3,865 | 5,240 | 10,675 | 463 | 334 | 57 | 24,820 |
| Year over year var. | -6,479 | -5,605 | -12,634 | -13,228 | -433 | -866 | -21 | -39,266 |
| Year over year var. (%) | -60.8% | -59.2% | -70.7% | -55.3% | -48.3% | -72.2% | -26.9% | -61.3% |



Indicator of number of employees per 100 available beds

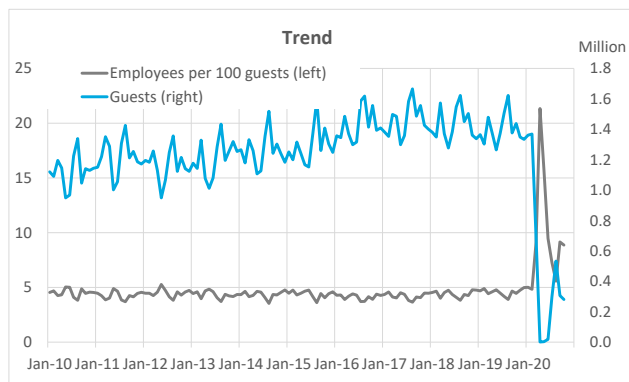
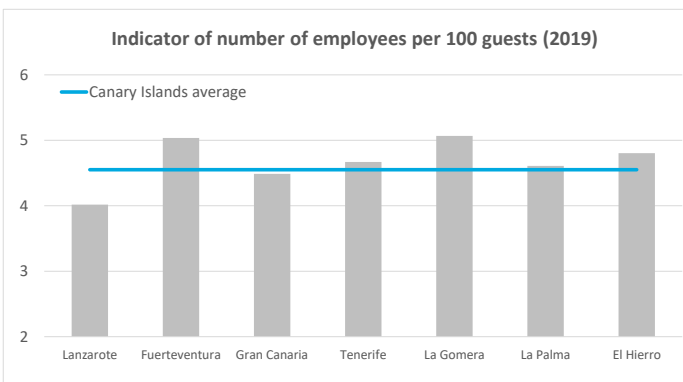
| | Lanzarote | Fuerteventura | Gran Canaria | Tenerife | La Gomera | La Palma | El Hierro | Canary Islands |
|----------------------------|-----------|---------------|--------------|----------|-----------|----------|-----------|----------------|
| 2015 | 11.3 | 13.2 | 11.4 | 13.9 | 14.6 | 10.6 | 7.9 | 12.5 |
| 2016 | 12.9 | 14.9 | 12.9 | 15.6 | 16.0 | 13.0 | 9.1 | 14.1 |
| 2017 | 13.5 | 15.5 | 13.2 | 16.4 | 17.1 | 14.9 | 9.9 | 14.7 |
| 2018 | 14.2 | 15.7 | 13.5 | 17.0 | 17.7 | 15.1 | 11.2 | 15.2 |
| 2019 | 14.5 | 15.0 | 14.0 | 17.1 | 17.5 | 14.7 | 12.9 | 15.3 |
| October 2019 | 15.0 | 14.8 | 13.7 | 17.3 | 17.7 | 14.9 | 10.2 | 15.4 |
| October 2020 | 13.8 | 13.9 | 11.1 | 16.4 | 15.8 | 12.9 | 13.3 | 14.1 |
| Year over year var. (p.p.) | -1.2 | -0.9 | -2.7 | -0.9 | -1.9 | -2.0 | 3.1 | -1.3 |



Employment in tourist accommodation October 2020

Indicator of number of employees per 100 accommodation guests

| | Lanzarote | Fuerteventura | Gran Canaria | Tenerife | La Gomera | La Palma | El Hierro | Canary Islands |
|----------------------------|-----------|---------------|--------------|----------|-----------|----------|-----------|----------------|
| 2015 | 3.8 | 4.4 | 4.5 | 4.6 | 5.1 | 3.9 | 4.8 | 4.4 |
| 2016 | 3.6 | 4.3 | 4.2 | 4.3 | 4.9 | 3.8 | 4.0 | 4.1 |
| 2017 | 3.6 | 4.5 | 4.2 | 4.4 | 5.1 | 3.9 | 3.8 | 4.2 |
| 2018 | 3.9 | 4.6 | 4.3 | 4.6 | 4.9 | 4.3 | 4.8 | 4.4 |
| 2019 | 4.0 | 5.0 | 4.5 | 4.7 | 5.1 | 4.6 | 4.8 | 4.6 |
| October 2019 | 4.0 | 4.8 | 4.3 | 4.7 | 5.2 | 5.0 | 3.7 | 4.5 |
| October 2020 | 9.5 | 11.3 | 6.6 | 9.6 | 8.5 | 6.9 | 8.1 | 8.9 |
| Year over year var. (p.p.) | 5.48 | 6.46 | 2.34 | 4.91 | 3.25 | 1.87 | 4.39 | 4.40 |



Indicator of number of employees per €120,000 annual income in tourist accommodation

| | Lanzarote | Fuerteventura | Gran Canaria | Tenerife | La Gomera | La Palma | El Hierro | Canary Islands |
|----------------------------|-----------|---------------|--------------|----------|-----------|----------|-----------|----------------|
| 2015 | 2.0 | 2.0 | 1.9 | 2.1 | 4.9 | 4.0 | 4.4 | 2.0 |
| 2016 | 1.9 | 1.8 | 1.7 | 1.8 | 3.0 | 3.6 | 4.3 | 1.8 |
| 2017 | 1.7 | 1.8 | 1.7 | 1.8 | 2.7 | 3.5 | 3.8 | 1.8 |
| 2018 | 1.8 | 1.8 | 1.8 | 1.9 | 2.9 | 3.6 | 4.0 | 1.9 |
| 2019 | 1.8 | 2.0 | 1.8 | 2.0 | 3.1 | 3.1 | 4.7 | 1.9 |
| October 2019 | 1.8 | 1.9 | 1.8 | 2.0 | 3.4 | 3.7 | 3.5 | 1.9 |
| October 2020 | 6.2 | 7.1 | 5.2 | 6.2 | 8.6 | 5.7 | 3.6 | 6.1 |
| Year over year var. (p.p.) | 4.42 | 5.25 | 3.43 | 4.27 | 5.24 | 1.96 | 0.10 | 4.21 |

